

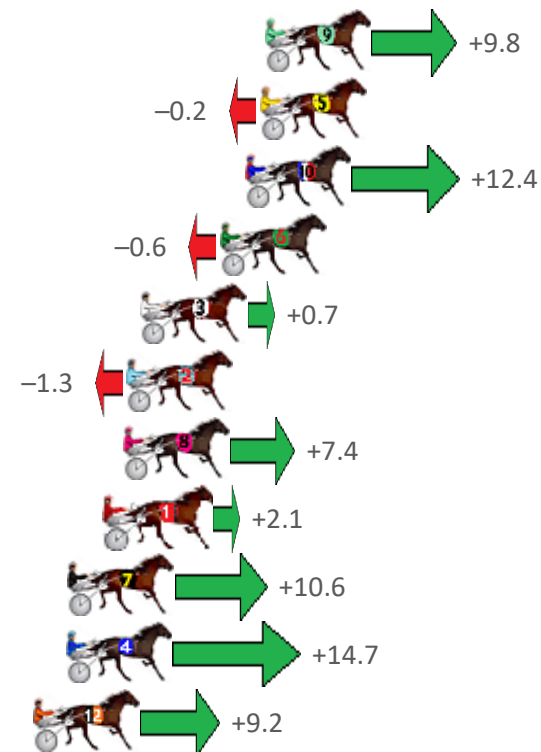
Albion Park Race 1 Distance 2138m

Saturday, 10 October 2020

Gross Time: 2:35.90 MileRate: 1:57.30 LeadTime: 37.00s First Qtr: 31.00s Second Qtr: 31.00s Third Qtr: 28.00s Fourth Qtr: 28.90s

NoHorse	Plc	Margin	Time	800Time (W)	400 Time (W)
9 ARBIT MAJOR	1	0.0m	2:35.90	56.21s (1)	28.17s (2)
5 IDEAL WORLD	2	0.2m	2:35.92	56.91s (0)	28.91s (0)
10 COMMODORE JUJON	3	0.8m	2:35.96	56.02s (2)	28.60s (2)
6 SMITHSTARS LEXUS	4	1.8m	2:36.04	56.94s (1)	28.91s (1)
3 OYSTER STRIDE	5	4.9m	2:36.27	56.85s (1)	28.81s (1)
2 B MAC C	6	5.5m	2:36.32	56.99s (0)	28.98s (0)
8 TYPHOON STRIDE	7	5.6m	2:36.32	56.38s (0)	28.28s (0)
1 GOTTA MOMENT	8	6.3m	2:36.38	56.75s (0)	28.72s (0)
7 MISTER HART	9	7.8m	2:36.49	56.15s (0)	28.24s (2)
4 JUST WON MORE	10	7.9m	2:36.50	55.86s (0)	28.06s (0)
12 AMILLION PROMISES	11	9.2m	2:36.60	56.25s (1)	28.71s (3)

Finish Position and metres gained from 800m



Sectionals
Powered by



Home of Australian Harness Sectionals

Get your sectionals delivered to your inbox daily

Check out www.pjdata.com.au



The Racing Queensland Board (trading as Racing Queensland) and provider are not responsible for the completeness or accuracy of any of the information contained herein, and makes no representations about its suitability for any purpose.

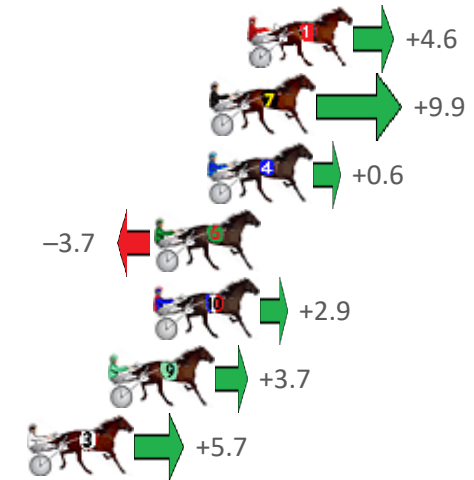
Albion Park Race 2 Distance 1660m

Saturday, 10 October 2020

Gross Time: 1:58.40 MileRate: 1:54.80 LeadTime: 3.30s First Qtr: 28.00s Second Qtr: 31.20s Third Qtr: 28.10s Fourth Qtr: 27.80s

NoHorse	Plc	Margin	Time	800Time (W)	400 Time (W)
1 SAM IS PERFECTION	1	0.0m	1:58.40	55.58s (0)	27.48s (0)
7 TACTICAL RESPONSE	2	1.5m	1:58.51	55.21s (1)	27.14s (1)
4 HANDSOME HERO	3	1.6m	1:58.52	55.86s (1)	27.86s (1)
6 OUTLAW FELLA	4	3.7m	1:58.67	56.16s (0)	28.06s (0)
10 BEE GEES BANDIT	5	3.7m	1:58.67	55.70s (1)	27.63s (1)
9 CAUTIVAR	6	5.5m	1:58.80	55.64s (0)	27.53s (0)
3 JOHNNY WHITE	7	8.7m	1:59.04	55.50s (0)	27.36s (0)

Finish Position and metres gained from 800m



Sectionals
Powered by



Home of Australian Harness Sectionals

Get your sectionals delivered to your inbox daily

Check out www.pjdata.com.au



The Racing Queensland Board (trading as Racing Queensland) and provider are not responsible for the completeness or accuracy of any of the information contained herein, and makes no representations about its suitability for any purpose.


Albion Park Race 3 Distance 2138m

Saturday, 10 October 2020

Gross Time: 2:32.30 MileRate: 1:54.60 LeadTime: 37.50s First Qtr: 30.20s Second Qtr: 29.70s Third Qtr: 27.40s Fourth Qtr: 27.50s

NoHorse	Plc	Margin	Time	800Time (W)	400 Time (W)
7 COLT THIRTY ONE	1	0.0m	2:32.30	54.71s (1)	27.36s (1)
5 SECRETAGENT TYCOON	2	4.4m	2:32.62	55.20s (0)	27.80s (0)
11 TURN IT UP	3	10.3m	2:33.05	54.28s (2)	27.40s (2)
1 DAPPER	4	13.4m	2:33.27	55.45s (0)	27.94s (0)
6 MAYWYNS BEST	5	14.5m	2:33.35	55.37s (1)	28.01s (1)
10 OUR UNCLE SAM	6	14.8m	2:33.37	54.91s (2)	28.02s (2)
9 JUSTALITTLE TORQUE	7	15.8m	2:33.44	54.79s (1)	27.39s (2)
4 LILAC FLASH	8	19.7m	2:33.73	55.18s (0)	27.60s (1)
3 SIR JULIAN	9	23.4m	2:33.99	55.65s (1)	28.22s (1)
8 DREAM TO SHARE	10	23.7m	2:34.02	55.82s (0)	28.27s (0)

Finish Position and metres gained from 800m



Sectionals
Powered by



Home of Australian Harness Sectionals

Get your sectionals delivered to your inbox daily

Check out www.pjdata.com.au



The Racing Queensland Board (trading as Racing Queensland) and provider are not responsible for the completeness or accuracy of any of the information contained herein, and makes no representations about its suitability for any purpose.


Albion Park Race 4 Distance 1660m

Saturday, 10 October 2020

Gross Time: 2:00.60 MileRate: 1:57.00 LeadTime: 3.30s First Qtr: 27.40s Second Qtr: 32.60s Third Qtr: 29.30s Fourth Qtr: 28.00s

NoHorse	Plc	Margin	Time	800Time (W)	400 Time (W)
3 IMASPORTSSTAR	1	0.0m	2:00.60	57.30s (0)	28.00s (0)
1 SOMWHEREOVARAINB	2	5.0m	2:00.97	57.36s (0)	28.00s (0)
8 JONAH JONES	3	5.3m	2:00.99	57.05s (0)	27.69s (0)
10 HURRICANE ROY	4	6.3m	2:01.06	56.17s (1)	27.44s (2)
7 KEY LARGO	5	6.8m	2:01.10	57.71s (1)	28.47s (1)
9 SQUIRE	6	7.3m	2:01.14	56.64s (1)	27.81s (2)
6 OUR LITTLE DIGGER	7	9.2m	2:01.28	57.58s (1)	28.29s (1)
5 HEZA BROMAC	8	11.2m	2:01.42	57.07s (0)	28.10s (1)
4 UNASSUMING CHAMP	9	13.3m	2:01.58	56.32s (1)	27.66s (1)
2 ITZ MY GENERATION	10	13.7m	2:01.61	57.56s (1)	28.62s (2)

Finish Position and metres gained from 800m



Sectionals
Powered by



Home of Australian Harness Sectionals

Get your sectionals delivered to your inbox daily

Check out www.pjdata.com.au



The Racing Queensland Board (trading as Racing Queensland) and provider are not responsible for the completeness or accuracy of any of the information contained herein, and makes no representations about its suitability for any purpose.

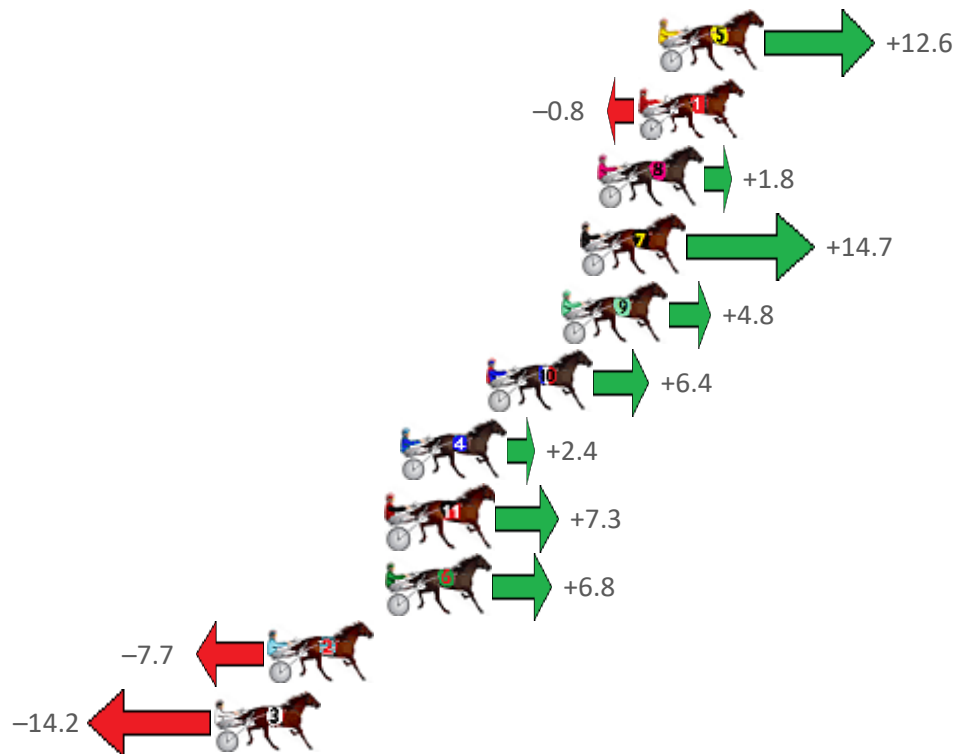
Albion Park Race 5 Distance 2138m

Saturday, 10 October 2020

Gross Time: 2:39.00 MileRate: 1:59.70 LeadTime: 38.90s First Qtr: 31.60s Second Qtr: 31.00s Third Qtr: 28.50s Fourth Qtr: 29.00s

NoHorse	Plc	Margin	Time	800Time (W)	400 Time (W)
5 MAJOR MUCHA	1	0.0m	2:39.00	56.60s (2)	28.81s (2)
1 JOVIAL JULIE	2	0.8m	2:39.06	57.56s (0)	29.06s (0)
8 DONNY JONES	3	2.4m	2:39.18	57.37s (0)	28.78s (0)
7 EARL JUJON	4	3.1m	2:39.24	56.45s (2)	28.59s (2)
9 MY SECRET BEACH	5	3.8m	2:39.29	57.16s (0)	28.50s (0)
10 IFOUNDTHEBEACH	6	6.8m	2:39.52	57.04s (0)	28.34s (0)
4 ROCKNTINGIRA	7	10.2m	2:39.78	57.33s (1)	28.60s (2)
11 LA SAFRON	8	10.7m	2:39.81	56.98s (0)	28.47s (1)
6 ITS ALLABOUT ALICE	9	10.8m	2:39.82	57.01s (1)	28.57s (3)
2 TOO GOOD FOR YOU	10	15.5m	2:40.18	58.05s (1)	29.21s (1)
3 OUR UNCLE ALAN	11	17.6m	2:40.34	58.51s (1)	29.78s (1)

Finish Position and metres gained from 800m



Sectionals
Powered by



Home of Australian Harness Sectionals

Get your sectionals delivered to your inbox daily

Check out www.pjdata.com.au



The Racing Queensland Board (trading as Racing Queensland) and provider are not responsible for the completeness or accuracy of any of the information contained herein, and makes no representations about its suitability for any purpose.


Albion Park Race 6 Distance 1660m

Saturday, 10 October 2020

Gross Time: 1:56.90 MileRate: 1:53.30 LeadTime: 3.30s First Qtr: 28.40s Second Qtr: 29.30s Third Qtr: 27.60s Fourth Qtr: 28.30s

NoHorse	Plc	Margin	Time	800Time (W)	400 Time (W)
6 LENNY THE LEGEND	1	0.0m	1:56.90	55.90s (0)	28.30s (0)
8 HOLY CAMP CLIVE	2	4.4m	1:57.23	55.55s (1)	27.96s (1)
5 JUMPING JOLT	3	11.6m	1:57.76	55.73s (1)	28.10s (1)
3 PSYCHEDELIC	4	14.6m	1:57.99	56.61s (1)	29.05s (1)
7 BRIDGET BLUE CHIP	5	17.5m	1:58.20	55.80s (1)	28.08s (1)
4 FLAMING HERO	6	18.3m	1:58.26	56.13s (0)	28.19s (0)
2 COLONEL JOY	7	19.1m	1:58.32	56.88s (0)	29.15s (0)
1 HAVANA MOON	8	20.7m	1:58.44	56.62s (0)	28.70s (0)

Finish Position and metres gained from 800m



Sectionals
Powered by



Home of Australian Harness Sectionals

Get your sectionals delivered to your inbox daily

Check out www.pjdata.com.au



The Racing Queensland Board (trading as Racing Queensland) and provider are not responsible for the completeness or accuracy of any of the information contained herein, and makes no representations about its suitability for any purpose.

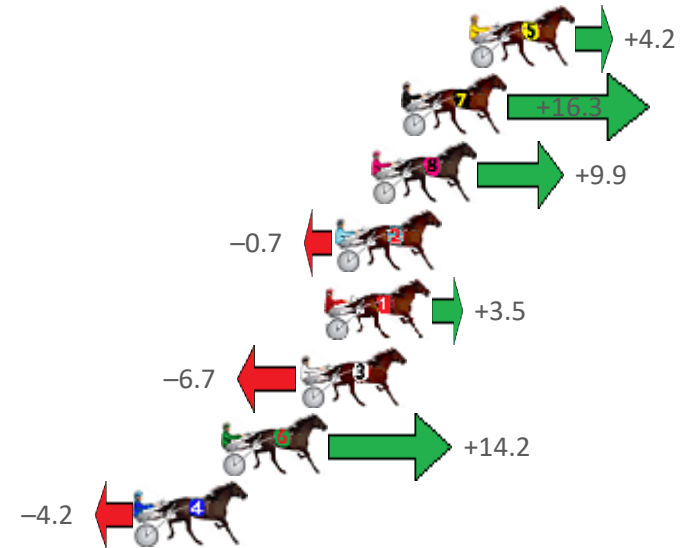
Albion Park Race 7 Distance 1660m

Saturday, 10 October 2020

Gross Time: 1:59.80 MileRate: 1:56.20 LeadTime: 3.40s First Qtr: 28.00s Second Qtr: 31.80s Third Qtr: 28.30s Fourth Qtr: 28.30s

NoHorse	Plc	Margin	Time	800Time (W)	400 Time (W)
5 WITH THE BAND	1	0.0m	1:59.80	56.30s (1)	28.17s (1)
7 SMART AS CAMM BE	2	2.7m	2:00.00	55.45s (1)	27.60s (2)
8 SPECIAL RESERVE	3	3.9m	2:00.09	55.90s (1)	27.69s (1)
2 VENUS JUJON	4	5.3m	2:00.19	56.65s (0)	28.31s (0)
1 HUNZA VALLEY	5	5.7m	2:00.22	56.35s (0)	28.04s (0)
3 LORIMER LADY	6	6.7m	2:00.30	57.07s (0)	28.77s (0)
6 JUST ROKIN	7	9.8m	2:00.53	55.60s (1)	27.62s (1)
4 TUAPEKA LIGHT	8	13.2m	2:00.78	56.90s (1)	28.64s (1)

Finish Position and metres gained from 800m



Sectionals
Powered by



Home of Australian Harness Sectionals

Get your sectionals delivered to your inbox daily

Check out www.pjdata.com.au



The Racing Queensland Board (trading as Racing Queensland) and provider are not responsible for the completeness or accuracy of any of the information contained herein, and makes no representations about its suitability for any purpose.

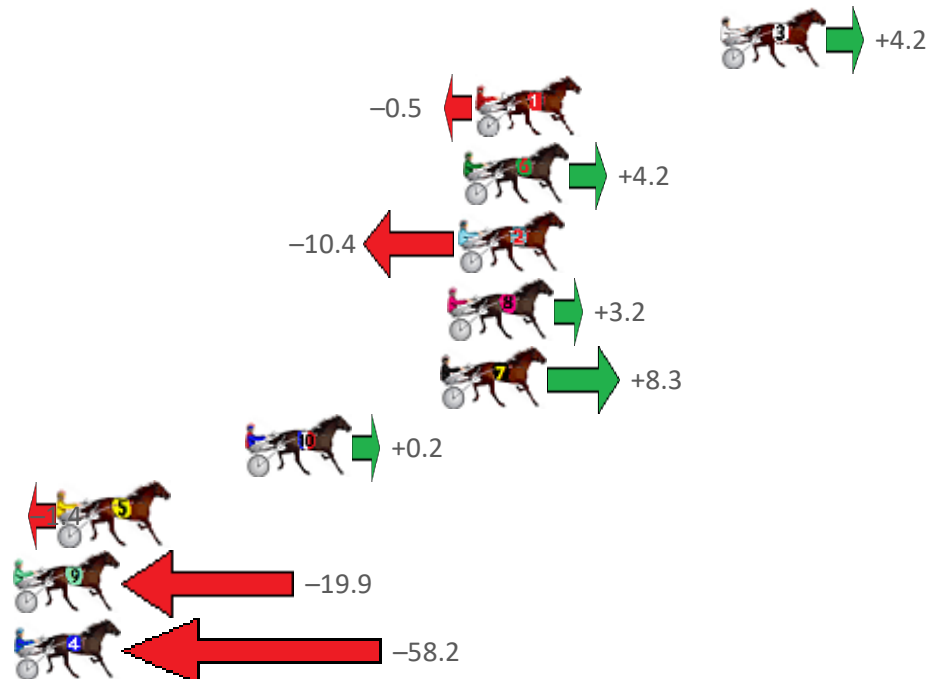
Albion Park Race 8 Distance 1660m

Saturday, 10 October 2020

Gross Time: 2:00.30 MileRate: 1:56.70 LeadTime: 3.50s First Qtr: 27.30s Second Qtr: 30.50s Third Qtr: 29.70s Fourth Qtr: 29.30s

NoHorse	Plc	Margin	Time	800Time (W)	400 Time (W)
3 IMA BEACH BABE	1	0.0m	2:00.30	58.69s (0)	28.95s (0)
1 HESLUVABLE	2	9.7m	2:01.05	59.04s (0)	29.34s (0)
6 SHADYS DELIGHT	3	10.2m	2:01.08	58.69s (0)	29.04s (0)
2 GOSLING IN FLIGHT	4	10.4m	2:01.10	59.76s (0)	30.06s (0)
8 MAJOR LUCKY	5	10.8m	2:01.13	58.77s (1)	29.11s (2)
7 CANNAN	6	11.1m	2:01.15	58.39s (0)	28.91s (1)
10 NIGHT NINJA	7	18.8m	2:01.74	58.99s (1)	29.31s (2)
5 MISTER DECORUM	8	26.2m	2:02.31	59.10s (1)	29.50s (1)
9 ONE LAST ROLL	9	29.7m	2:02.58	60.46s (1)	30.82s (2)
4 FAST IS BETTOR	10	63.2m	2:05.16	63.27s (1)	33.31s (1)

Finish Position and metres gained from 800m



Sectionals
Powered by



Home of Australian Harness Sectionals

Get your sectionals delivered to your inbox daily

Check out www.pjdata.com.au



The Racing Queensland Board (trading as Racing Queensland) and provider are not responsible for the completeness or accuracy of any of the information contained herein, and makes no representations about its suitability for any purpose.

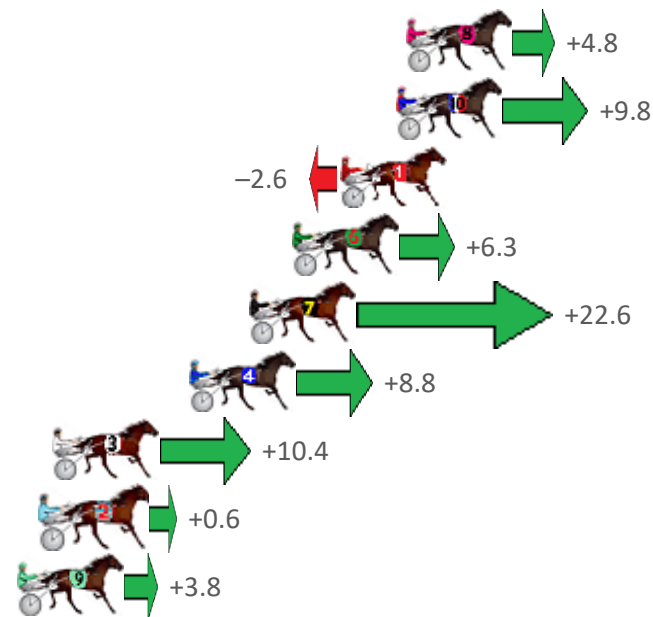
Albion Park Race 9 Distance 1660m

Saturday, 10 October 2020

Gross Time: 1:59.30 MileRate: 1:55.70 LeadTime: 3.40s First Qtr: 28.50s Second Qtr: 29.60s Third Qtr: 28.40s Fourth Qtr: 29.40s

NoHorse	Plc	Margin	Time	800Time (W)	400 Time (W)
8 AMAYA BECOMES	1	0.0m	1:59.30	57.46s (0)	29.08s (0)
10 FEEL LIKE DANCIN	2	0.4m	1:59.33	57.10s (0)	28.77s (0)
1 KOTARE ELITE	3	2.6m	1:59.50	57.99s (0)	29.59s (0)
6 MILLWOOD TILLY	4	4.5m	1:59.65	57.35s (1)	29.16s (1)
7 WICKED AZZ	5	6.2m	1:59.78	56.18s (0)	28.49s (0)
4 ARK ME	6	8.6m	1:59.96	57.17s (0)	28.99s (0)
3 GINATIANO	7	14.0m	2:00.38	57.05s (1)	28.90s (1)
2 RUNFORTHEROSES	8	14.4m	2:00.41	57.76s (1)	29.37s (2)
9 MIZZADELE	9	15.4m	2:00.49	57.53s (1)	29.34s (1)

Finish Position and metres gained from 800m



Sectionals
Powered by



Home of Australian Harness Sectionals

Get your sectionals delivered to your inbox daily

Check out www.pjdata.com.au



The Racing Queensland Board (trading as Racing Queensland) and provider are not responsible for the completeness or accuracy of any of the information contained herein, and makes no representations about its suitability for any purpose.


Albion Park Race 10 Distance 2138m

Saturday, 10 October 2020

Gross Time: 2:36.00 MileRate: 1:57.40 LeadTime: 37.10s First Qtr: 31.20s Second Qtr: 29.60s Third Qtr: 28.70s Fourth Qtr: 29.40s

NoHorse	Plc	Margin	Time	800Time (W)	400 Time (W)
2 NURBURGRING	1	0.0m	2:36.00	58.10s (0)	29.40s (0)
6 HAVING THE FAITH	2	3.6m	2:36.28	57.88s (1)	29.25s (1)
8 PACIFIC COIN	3	8.5m	2:36.66	58.01s (0)	29.30s (0)
11 ROGER THAT	4	9.5m	2:36.73	57.33s (0)	28.63s (0)
5 CONVAIR HUSTLER	5	13.0m	2:37.00	57.91s (1)	29.21s (1)
10 ALI DOWNUNDER	6	13.2m	2:37.02	57.97s (0)	29.24s (0)
1 RIVERLEIGH ROCKET	7	14.4m	2:37.11	58.78s (0)	30.10s (0)
4 LIFES A JUNGLE	8	15.5m	2:37.19	58.42s (1)	29.74s (1)
9 JUST JOSHIN	9	18.8m	2:37.45	57.98s (1)	29.31s (1)
7 BLUE MOON RISING	10	23.7m	2:37.83	58.02s (1)	29.35s (1)

Finish Position and metres gained from 800m



Sectionals
Powered by



Home of Australian Harness Sectionals

Get your sectionals delivered to your inbox daily

Check out www.pjdata.com.au



The Racing Queensland Board (trading as Racing Queensland) and provider are not responsible for the completeness or accuracy of any of the information contained herein, and makes no representations about its suitability for any purpose.

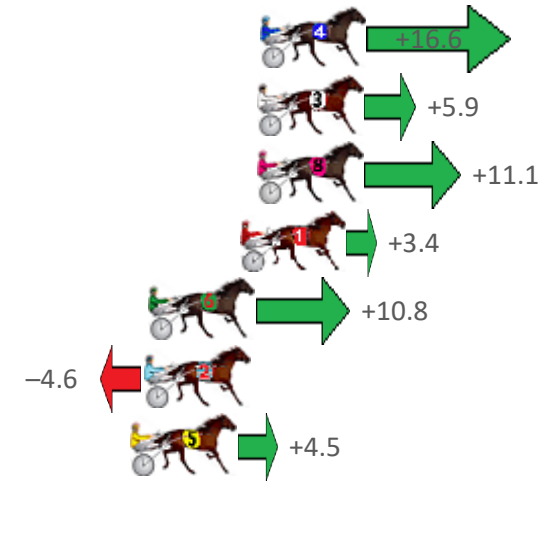
Albion Park Race 11 Distance 2138m

Saturday, 10 October 2020

Gross Time: 2:41.70 MileRate: 2:01.70 LeadTime: 39.60s First Qtr: 31.20s Second Qtr: 31.80s Third Qtr: 29.10s Fourth Qtr: 30.00s

NoHorse	Plc	Margin	Time	800Time (W)	400 Time (W)
4 NORTHERN MUSCLE	1	0.0m	2:41.70	57.88s (1)	28.87s (2)
3 SIR FAHRENHEIT	2	0.1m	2:41.71	58.67s (1)	29.68s (2)
8 OUR OVERANOVA	3	0.1m	2:41.71	58.28s (1)	29.25s (2)
1 MIRACLE RISING	4	0.8m	2:41.76	58.85s (0)	29.67s (0)
6 IL PIRATA	5	4.4m	2:42.05	58.31s (0)	29.57s (1)
2 GREG THE GREAT	6	4.6m	2:42.06	59.44s (0)	30.34s (0)
5 GEE UP NEDDY	7	5.1m	2:42.10	58.77s (0)	29.62s (0)
7 CASTLEREAGH	8	19.8m	2:43.26	60.51s (1)	31.19s (1)

Finish Position and metres gained from 800m



Sectionals
Powered by



Home of Australian Harness Sectionals

Get your sectionals delivered to your inbox daily

Check out www.pjdata.com.au



The Racing Queensland Board (trading as Racing Queensland) and provider are not responsible for the completeness or accuracy of any of the information contained herein, and makes no representations about its suitability for any purpose.