


Marburg Race 1 Distance 1850m

Sunday, 11 October 2020

Gross Time: 2:24.60 MileRate: 2:05.80 LeadTime: 21.00s First Qtr: 31.60s Second Qtr: 31.70s Third Qtr: 29.60s Fourth Qtr: 30.70s

NoHorse	Plc	Margin	Time	800Time (W)	400 Time (W)
2 SOH TWISTED	1	0.0m	2:24.60	60.30s (0)	30.70s (0)
3 MALABAR SPUR	2	0.8m	2:24.66	59.93s (1)	30.43s (0)
6 LANSBURY	3	5.4m	2:25.03	59.94s (1)	30.24s (1)
4 LAVROS SEGIL	4	19.4m	2:26.16	61.41s (0)	31.36s (0)
8 IVANOV	5	31.8m	2:27.15	60.96s (0)	30.91s (0)
1 CHOCOLATEHANDFUL	6	33.0m	2:27.25	60.00s (0)	30.43s (0)
5 DAY TOURER	7	37.3m	2:27.60	62.21s (0)	31.84s (0)
7 REDRIVERDEBBA	8	113.3m	2:33.70	63.92s (0)	33.24s (0)

Finish Position and metres gained from 800m



Sectionals
Powered by



Home of Australian Harness Sectionals

Get your sectionals delivered to your inbox daily

Check out www.pjdata.com.au











The Racing Queensland Board (trading as Racing Queensland) and provider are not responsible for the completeness or accuracy of any of the information contained herein, and makes no representations about its suitability for any purpose.

Marburg Race 2 Distance 1850m

Sunday, 11 October 2020

Gross Time: 2:19.60 MileRate: 2:01.50 LeadTime: 17.90s First Qtr: 31.50s Second Qtr: 31.10s Third Qtr: 29.00s Fourth Qtr: 30.10s

NoHorse	Plc	Margin	Time	800Time (W)	400 Time (W)	Finish Position and metres gained from 800m	
3 ELLE JAY	1	0.0m	2:19.60	59.10s (0)	30.10s (0)		0.0
8 GROOVY MISS ANNIE	2	23.5m	2:21.45	59.56s (1)	30.53s (2)		-6.3
6 LITTLEDEE	3	28.8m	2:21.87	61.00s (1)	31.63s (1)		-25.8
1 STAR OF WONDER	4	33.3m	2:22.23	61.18s (0)	31.86s (0)		-28.3
7 REDDY FIRE	5	34.5m	2:22.32	60.71s (1)	31.36s (1)		-21.9
4 ROCKA BELLA	6	36.0m	2:22.44	61.20s (1)	31.84s (1)		-28.6
5 OOZINVILLE	7	39.6m	2:22.72	61.30s (0)	31.91s (0)		-30.0
2 THE LAST STARFIRE	8	56.4m	2:24.05	61.80s (0)	32.57s (0)		-36.8



Sectionals
Powered by



Home of Australian Harness Sectionals

Get your sectionals delivered to your inbox daily

Check out www.pjdata.com.au



The Racing Queensland Board (trading as Racing Queensland) and provider are not responsible for the completeness or accuracy of any of the information contained herein, and makes no representations about its suitability for any purpose.

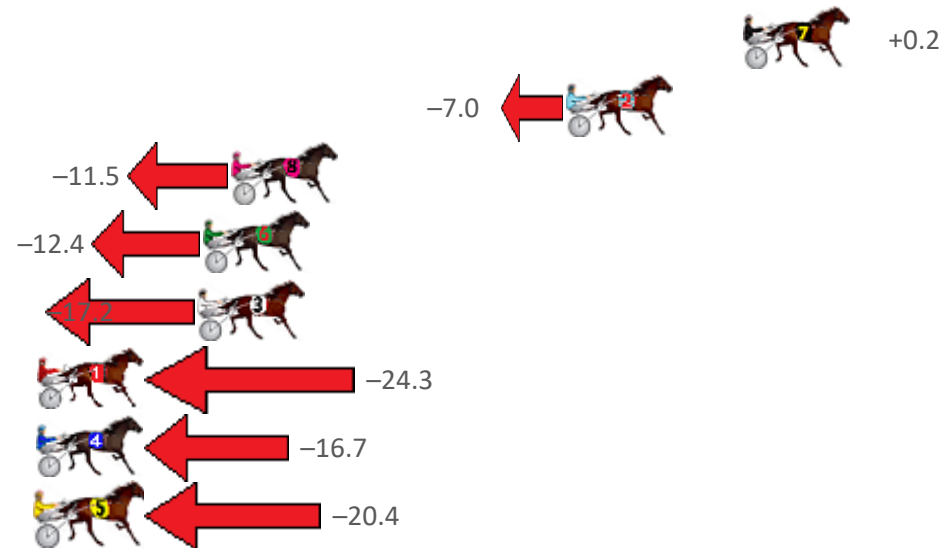
Marburg Race 3 Distance 1850m

Sunday, 11 October 2020

Gross Time: 2:20.00 MileRate: 2:01.80 LeadTime: 17.30s First Qtr: 32.30s Second Qtr: 32.00s Third Qtr: 29.50s Fourth Qtr: 28.90s

NoHorse	Plc	Margin	Time	800Time (W)	400 Time (W)
7 PAGO PAGO	1	0.0m	2:20.00	58.39s (1)	28.90s (1)
2 COUNTRY RUN	2	7.0m	2:20.53	58.91s (0)	29.22s (0)
8 KETTERING GIRL	3	20.3m	2:21.54	59.23s (1)	29.38s (1)
6 ONYAJANS	4	21.4m	2:21.62	59.30s (0)	29.37s (0)
3 LORD DENZEL	5	21.6m	2:21.64	59.65s (1)	29.85s (1)
1 MAGHERA MAGGIE	6	28.9m	2:22.19	60.16s (0)	30.29s (0)
4 DARTESIAN	7	30.1m	2:22.28	59.61s (1)	29.73s (1)
5 QUALITY TIME	8	33.8m	2:22.56	59.88s (0)	29.92s (0)

Finish Position and metres gained from 800m



Sectionals
Powered by



Home of Australian Harness Sectionals

Get your sectionals delivered to your inbox daily

Check out www.pjdata.com.au



The Racing Queensland Board (trading as Racing Queensland) and provider are not responsible for the completeness or accuracy of any of the information contained herein, and makes no representations about its suitability for any purpose.

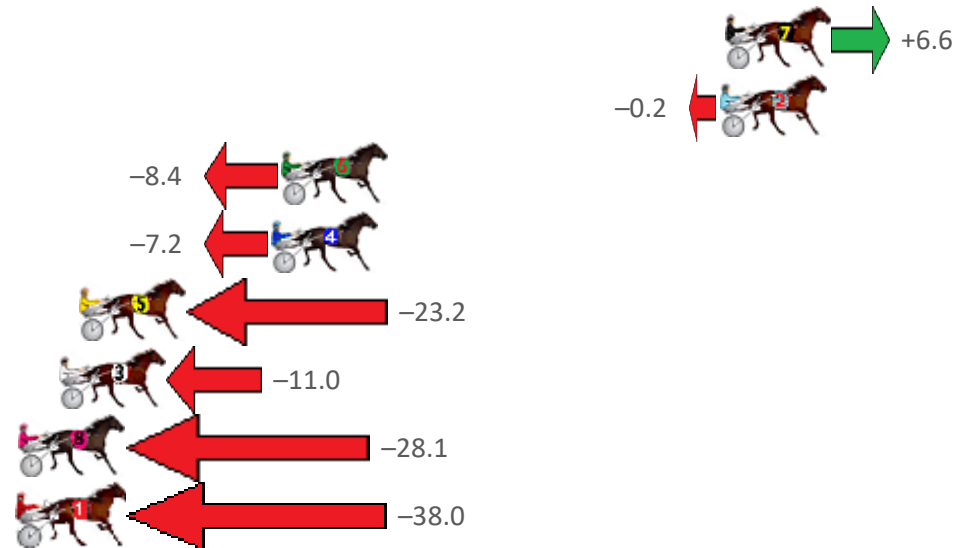
Marburg Race 4 Distance 1850m

Sunday, 11 October 2020

Gross Time: 2:20.80 MileRate: 2:02.50 LeadTime: 17.20s First Qtr: 31.40s Second Qtr: 32.40s Third Qtr: 29.90s Fourth Qtr: 29.90s

NoHorse	Plc	Margin	Time	800Time (W)	400 Time (W)
7 SHEZALUCKYLADY	1	0.0m	2:20.80	59.31s (1)	29.45s (2)
2 ALWAYS AT NIGHT	2	0.2m	2:20.82	59.81s (0)	29.91s (0)
6 FREMARKSINDI	3	17.6m	2:22.18	60.42s (0)	30.36s (1)
4 SCHOOPY	4	18.0m	2:22.21	60.34s (1)	30.41s (2)
5 MISTER ROCKTOBER	5	25.6m	2:22.81	61.52s (1)	31.30s (1)
3 MERRYWOOD PEARL	6	26.4m	2:22.87	60.62s (1)	30.63s (1)
8 BAMBOLE NERE	7	41.7m	2:24.07	61.89s (0)	31.84s (0)
1 BUTCHERS SPECIAL	8	42.8m	2:24.15	62.62s (0)	32.38s (0)

Finish Position and metres gained from 800m



Sectionals
Powered by



Home of Australian Harness Sectionals

Get your sectionals delivered to your inbox daily

Check out www.pjdata.com.au



The Racing Queensland Board (trading as Racing Queensland) and provider are not responsible for the completeness or accuracy of any of the information contained herein, and makes no representations about its suitability for any purpose.

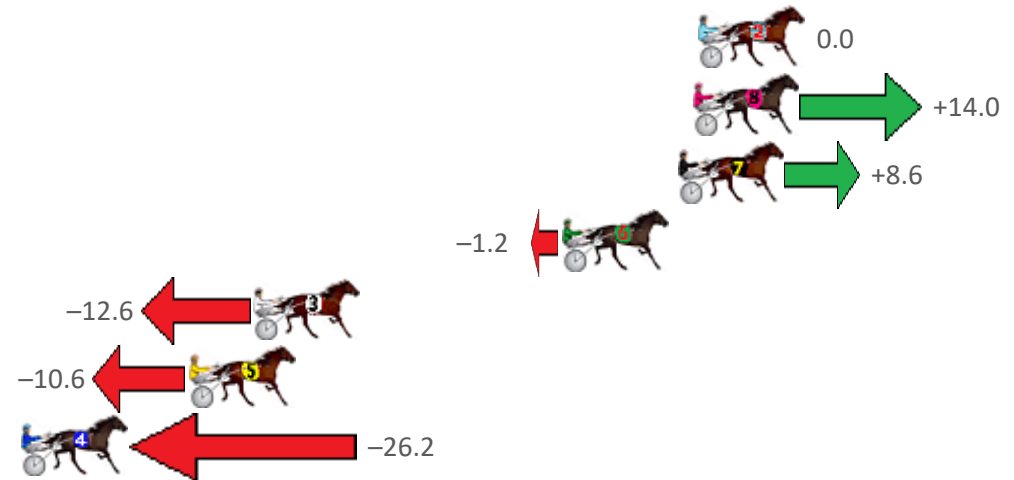
Marburg Race 5 Distance 1850m

Sunday, 11 October 2020

Gross Time: 2:21.10 MileRate: 2:02.70 LeadTime: 17.60s First Qtr: 32.50s Second Qtr: 32.50s Third Qtr: 29.40s Fourth Qtr: 29.10s

NoHorse	Plc	Margin	Time	800Time (W)	400 Time (W)
2 CANNAN	1	0.0m	2:21.10	58.50s (0)	29.10s (0)
8 BONNIES CAM	2	0.2m	2:21.12	57.48s (1)	28.69s (2)
7 ALL GOOD WALLY	3	0.8m	2:21.16	57.87s (1)	29.09s (2)
6 NESTERS HILL	4	5.4m	2:21.51	58.59s (0)	29.17s (0)
3 WHATA REACTOR	5	17.6m	2:22.44	59.42s (1)	29.92s (1)
5 ITS YOU NOT ME	6	20.2m	2:22.64	59.27s (0)	29.74s (0)
4 SHESFEELINPRECIOUS	7	26.8m	2:23.15	60.41s (1)	30.91s (1)

Finish Position and metres gained from 800m



Sectionals
Powered by



Home of Australian Harness Sectionals

Get your sectionals delivered to your inbox daily

Check out www.pjdata.com.au



The Racing Queensland Board (trading as Racing Queensland) and provider are not responsible for the completeness or accuracy of any of the information contained herein, and makes no representations about its suitability for any purpose.

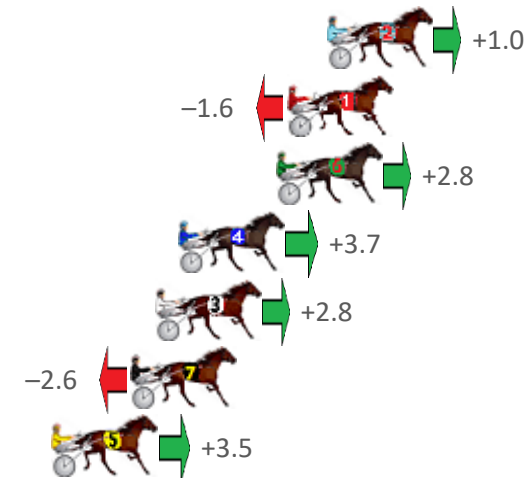
Marburg Race 6 Distance 1850m

Sunday, 11 October 2020

Gross Time: 2:17.60 MileRate: 1:59.70 LeadTime: 16.50s First Qtr: 31.10s Second Qtr: 32.20s Third Qtr: 28.20s Fourth Qtr: 29.60s

NoHorse	Plc	Margin	Time	800Time (W)	400 Time (W)
2 BURMACH	1	0.0m	2:17.60	57.73s (1)	29.60s (1)
1 BEEF CITY BLAZE	2	1.6m	2:17.72	57.91s (0)	29.70s (0)
6 ALE ALE KAI	3	2.0m	2:17.76	57.60s (0)	29.32s (0)
4 ADRENALINE RUSH	4	5.9m	2:18.06	57.53s (1)	29.30s (2)
3 MAJORDOIT	5	6.8m	2:18.13	57.60s (0)	29.35s (0)
7 THREO	6	7.8m	2:18.21	57.99s (1)	29.73s (1)
5 FRANCISCO DE GORE	7	10.9m	2:18.45	57.55s (1)	29.33s (1)

Finish Position and metres gained from 800m



Sectionals
Powered by



Home of Australian Harness Sectionals

Get your sectionals delivered to your inbox daily

Check out www.pjdata.com.au



The Racing Queensland Board (trading as Racing Queensland) and provider are not responsible for the completeness or accuracy of any of the information contained herein, and makes no representations about its suitability for any purpose.

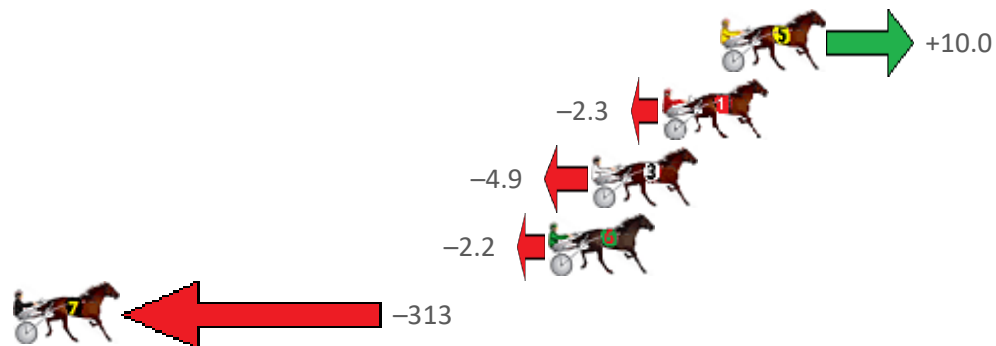
Marburg Race 7 Distance 1850m

Sunday, 11 October 2020

Gross Time: 2:19.60 MileRate: 2:01.40 LeadTime: 17.90s First Qtr: 31.10s Second Qtr: 31.80s Third Qtr: 29.10s Fourth Qtr: 29.70s

NoHorse	Plc	Margin	Time	800Time (W)	400 Time (W)
5 SO KOOL MASTER	1	0.0m	2:19.60	58.07s (1)	29.27s (1)
1 SPRINGFIELD SPIRIT	2	2.3m	2:19.78	58.97s (0)	29.87s (0)
3 KARLOO MAC	3	5.1m	2:20.00	59.16s (1)	29.96s (1)
6 KURAHAUPO GAMBLER	4	6.8m	2:20.13	58.96s (0)	29.85s (0)
7 EH EF EL	5	318.4m	2:44.38	81.68s (1)	49.89s (0)

Finish Position and metres gained from 800m



Sectionals
Powered by



Home of Australian Harness Sectionals

Get your sectionals delivered to your inbox daily

Check out www.pjdata.com.au



The Racing Queensland Board (trading as Racing Queensland) and provider are not responsible for the completeness or accuracy of any of the information contained herein, and makes no representations about its suitability for any purpose.

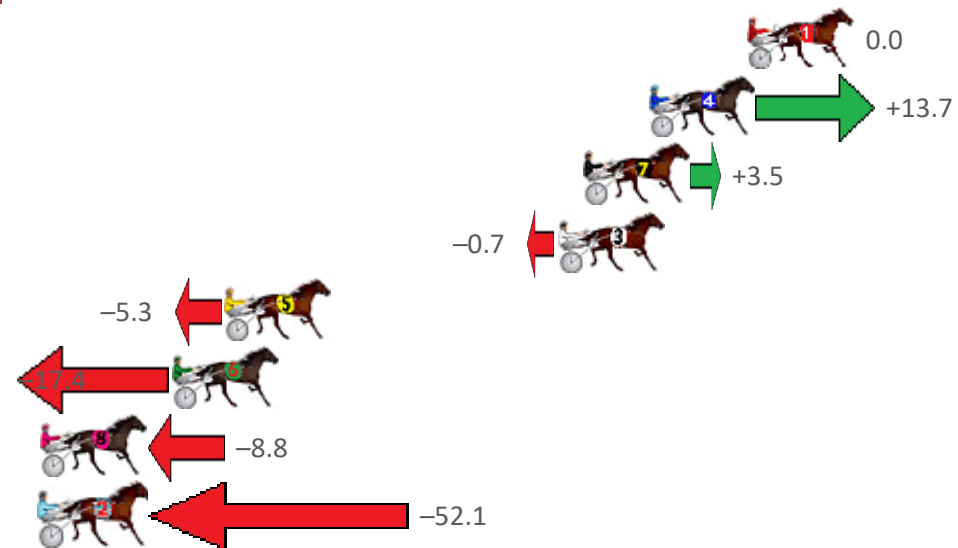
Marburg Race 8 Distance 1850m

Sunday, 11 October 2020

Gross Time: 2:18.40 MileRate: 2:00.40 LeadTime: 17.10s First Qtr: 30.00s Second Qtr: 30.80s Third Qtr: 28.80s Fourth Qtr: 31.70s

NoHorse	Plc	Margin	Time	800Time (W)	400 Time (W)
1 MAFFIOSO GIRL	1	0.0m	2:18.40	60.50s (0)	31.70s (0)
4 NEWMERELLA LADYKAY	2	3.9m	2:18.72	59.47s (2)	30.68s (2)
7 VALOROSO HANOVER	3	6.5m	2:18.94	60.24s (0)	30.97s (0)
3 JEWEL OF PEAK	4	7.5m	2:19.02	60.55s (1)	31.27s (1)
5 WARNER	5	20.7m	2:20.11	60.90s (0)	31.60s (0)
6 DONT CALL ME	6	22.8m	2:20.29	61.81s (0)	32.60s (0)
8 CALL ME YOURS	7	35.0m	2:21.30	61.16s (1)	32.11s (0)
2 PLAYNSERIOUS	8	68.3m	2:24.06	64.42s (1)	34.25s (1)

Finish Position and metres gained from 800m



Sectionals
Powered by



Home of Australian Harness Sectionals

Get your sectionals delivered to your inbox daily

Check out www.pjdata.com.au



The Racing Queensland Board (trading as Racing Queensland) and provider are not responsible for the completeness or accuracy of any of the information contained herein, and makes no representations about its suitability for any purpose.