

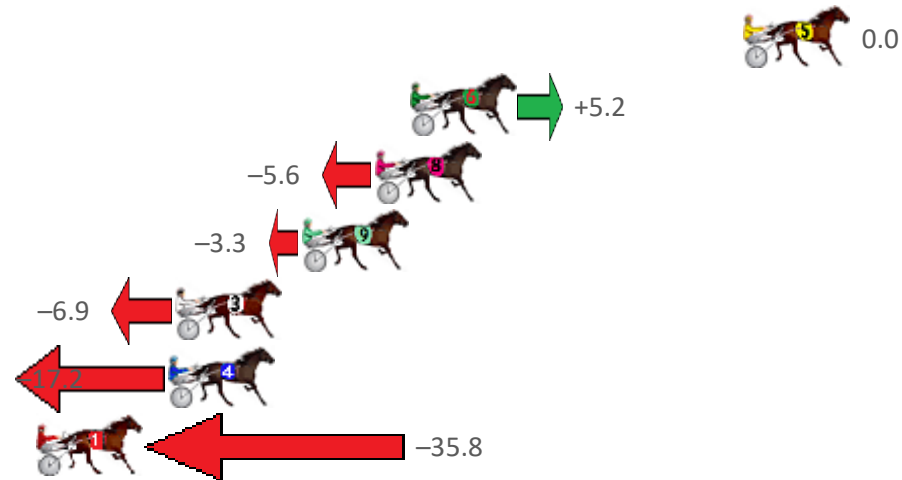
# Redcliffe Race 1 Distance 2040m

Friday, 6 November 2020

Gross Time: 2:36.10 MileRate: 2:03.10 LeadTime: 33.40s First Qtr: 32.40s Second Qtr: 31.60s Third Qtr: 29.40s Fourth Qtr: 29.30s

NoHorse	Plc	Margin	Time	800Time (W)	400 Time (W)
5 HOLLIE	1	0.0m	2:36.10	58.70s (0)	29.30s (0)
6 CHEYENNE AUTUMN	2	13.2m	2:37.11	58.32s (1)	29.20s (1)
8 THANKHEAVNFORGIRLS	3	14.6m	2:37.22	59.11s (1)	30.10s (1)
9 RAYONG PRINCESS	4	17.5m	2:37.44	58.94s (1)	29.80s (1)
3 EVERY THINGS ROSEY	5	22.5m	2:37.83	59.20s (0)	29.45s (1)
4 SHEMOZZLE	6	22.8m	2:37.85	59.95s (0)	30.19s (0)
1 LITTLE AUCKLAND	7	46.8m	2:39.70	61.31s (0)	31.47s (0)

Finish Position and metres gained from 800m



Sectionals  
Powered by

**PJ HARNES ANALYSER** **NEW**

Learn the power of sectionals

Check us out at [www.pjdata.com.au](http://www.pjdata.com.au)

The Racing Queensland Board (trading as Racing Queensland) and provider are not responsible for the completeness or accuracy of any of the information contained herein, and makes no representations about its suitability for any purpose.

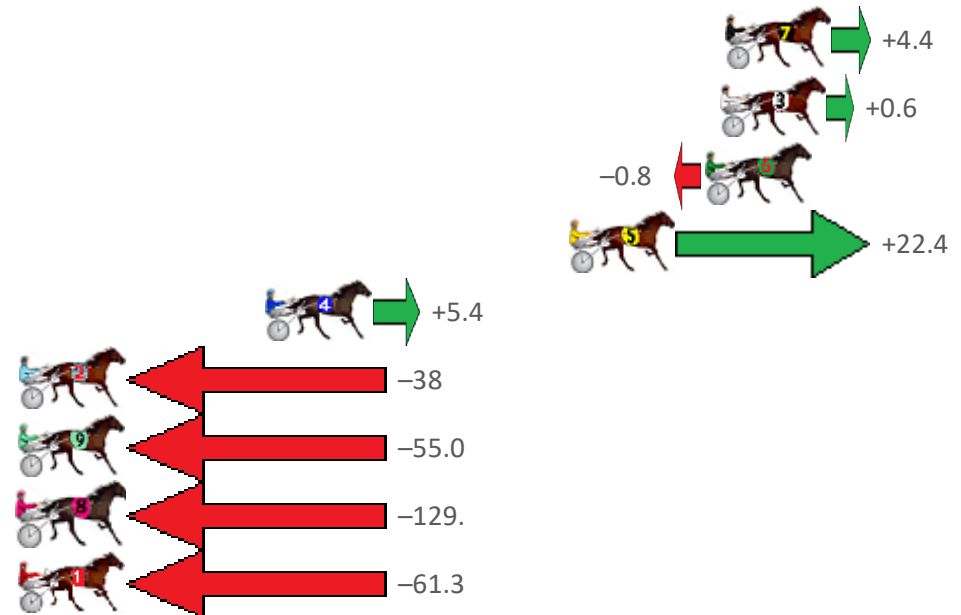
# Redcliffe Race 2 Distance 1780m

Friday, 6 November 2020

Gross Time: 2:12.10 MileRate: 1:59.40 LeadTime: 11.30s First Qtr: 29.90s Second Qtr: 29.90s Third Qtr: 29.90s Fourth Qtr: 31.10s

NoHorse	Plc	Margin	Time	800Time (W)	400 Time (W)
7 DESTINY JANE	1	0.0m	2:12.10	60.67s (1)	30.71s (1)
3 GRETELS GIRL	2	0.2m	2:12.12	60.95s (0)	31.12s (0)
6 BEE GEES BEST	3	0.8m	2:12.17	61.06s (1)	31.15s (1)
5 ROCKNHOLME	4	6.2m	2:12.60	59.30s (1)	30.51s (2)
4 BARONE	5	18.2m	2:13.58	60.59s (1)	31.49s (1)
2 REGALIA	6	43.4m	2:15.63	63.88s (0)	33.76s (0)
9 POSER	7	83.2m	2:18.87	65.17s (0)	35.06s (0)
8 ROLLED IN GOLD	8	139.2m	2:23.42	70.81s (1)	41.14s (2)
1 FLASH FREDDIE	9	146.3m	2:24.00	65.65s (0)	33.91s (0)

Finish Position and metres gained from 800m



Sectionals  
Powered by

**PJ HARNESS ANALYSER** **NEW**

Learn the power of sectionals

Check us out at [www.pjdata.com.au](http://www.pjdata.com.au)

The Racing Queensland Board (trading as Racing Queensland) and provider are not responsible for the completeness or accuracy of any of the information contained herein, and makes no representations about its suitability for any purpose.

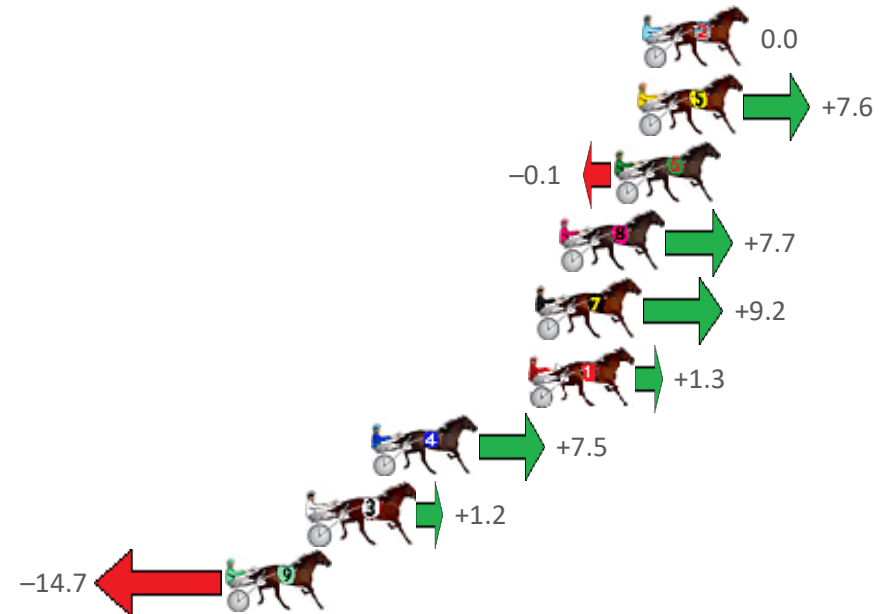
# Redcliffe Race 3 Distance 1780m

Friday, 6 November 2020

Gross Time: 2:13.10 MileRate: 2:00.30 LeadTime: 11.70s First Qtr: 31.00s Second Qtr: 31.20s Third Qtr: 30.00s Fourth Qtr: 29.20s

NoHorse	Plc	Margin	Time	800Time (W)	400 Time (W)
2 UTELLA	1	0.0m	2:13.10	59.20s (0)	29.20s (0)
5 BETTOR MEMORIES	2	0.2m	2:13.12	58.64s (1)	28.84s (1)
6 MOLLYS SECRET	3	1.1m	2:13.18	59.21s (1)	29.24s (1)
8 SIGNORINA JUJON	4	3.3m	2:13.35	58.63s (2)	28.87s (3)
7 BILLBOARD BONNIE	5	4.2m	2:13.42	58.52s (0)	28.82s (0)
1 BLACKJEWEL	6	4.5m	2:13.44	59.10s (0)	29.18s (0)
4 DARBY BRIGHTS	7	10.7m	2:13.92	58.65s (0)	28.97s (1)
3 MISS LILY MAY	8	13.2m	2:14.11	59.11s (1)	29.48s (1)
9 OUR ULTIMATE VICKI	9	16.5m	2:14.36	60.28s (2)	30.11s (2)

Finish Position and metres gained from 800m



Sectionals  
Powered by

**PJ HARNESS ANALYSER** **NEW**

Learn the power of sectionals

Check us out at [www.pjdata.com.au](http://www.pjdata.com.au)

The Racing Queensland Board (trading as Racing Queensland) and provider are not responsible for the completeness or accuracy of any of the information contained herein, and makes no representations about its suitability for any purpose.

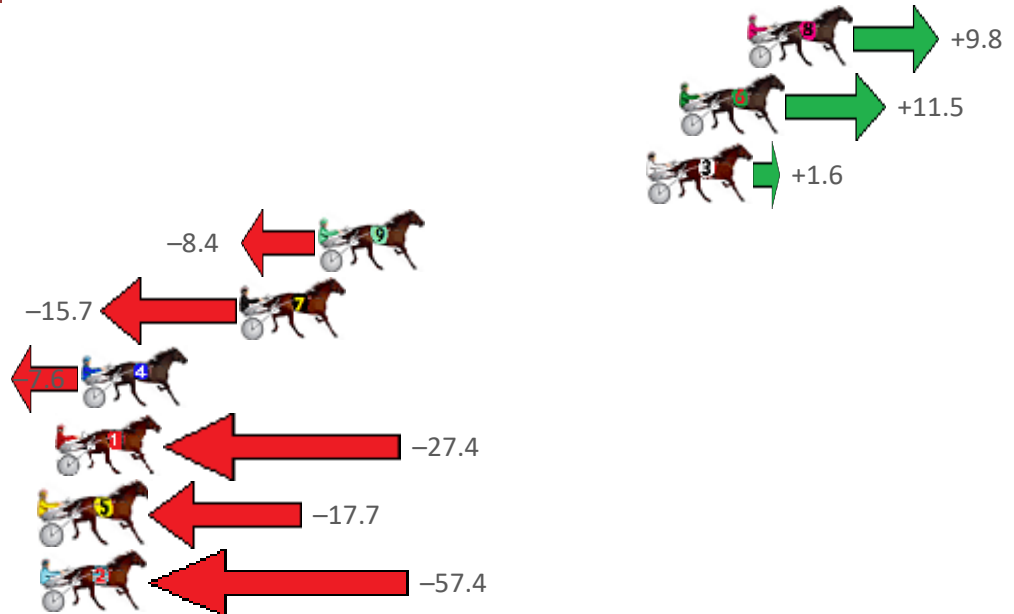
# Redcliffe Race 4 Distance 1780m

Friday, 6 November 2020

Gross Time: 2:11.10 MileRate: 1:58.50 LeadTime: 11.10s First Qtr: 29.70s Second Qtr: 31.00s Third Qtr: 30.50s Fourth Qtr: 28.80s

No	Horse	Plc	Margin	Time	800Time (W)	400 Time (W)
8	NEWMERELLA MOLLY	1	0.0m	2:11.10	58.58s (1)	28.48s (2)
6	HESLUVABLE	2	2.7m	2:11.30	58.45s (1)	28.32s (2)
3	BARBOO	3	4.0m	2:11.40	59.18s (1)	29.06s (1)
9	KOOKABURRAPRINCESS	4	17.0m	2:12.39	59.92s (0)	29.43s (0)
7	APACHE WHITESOX	5	20.1m	2:12.62	60.46s (0)	29.95s (0)
4	TRIOLI	6	26.4m	2:13.10	59.86s (1)	29.82s (1)
1	GHOST GUM	7	27.4m	2:13.17	61.32s (0)	30.76s (0)
5	LITTLE ARROWS	8	38.9m	2:14.04	60.60s (0)	30.51s (0)
2	COUNTRY RUN	9	58.8m	2:15.55	63.53s (1)	32.62s (1)

Finish Position and metres gained from 800m



Sectionals  
Powered by

**PJ HARNESS ANALYSER** **NEW**

Learn the power of sectionals

Check us out at [www.pjdata.com.au](http://www.pjdata.com.au)

The Racing Queensland Board (trading as Racing Queensland) and provider are not responsible for the completeness or accuracy of any of the information contained herein, and makes no representations about its suitability for any purpose.

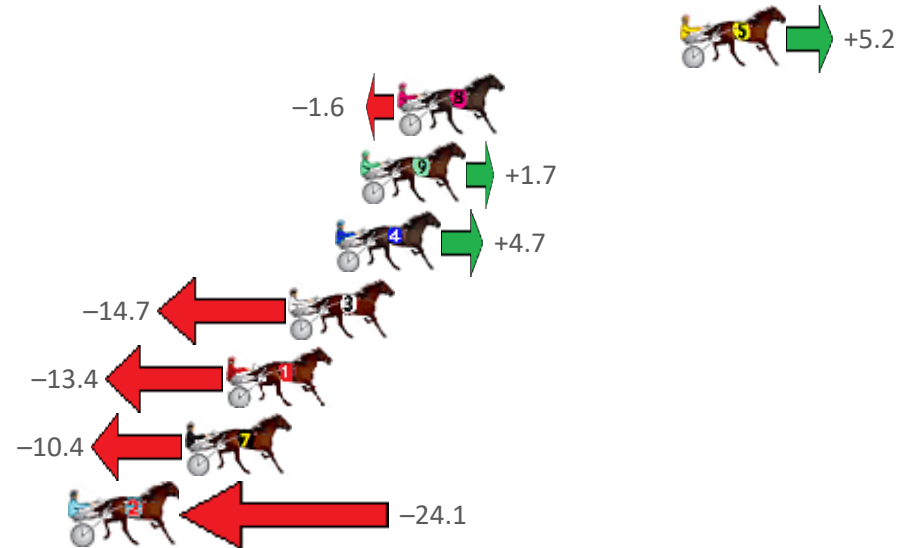
# Redcliffe Race 5 Distance 2040m

Friday, 6 November 2020

Gross Time: 2:31.70 MileRate: 1:59.70 LeadTime: 30.40s First Qtr: 32.30s Second Qtr: 30.50s Third Qtr: 29.10s Fourth Qtr: 29.40s

NoHorse	Plc	Margin	Time	800Time (W)	400 Time (W)
5 HIT THE TRACK	1	0.0m	2:31.70	58.12s (1)	28.99s (1)
8 MY ULTIMATE BONDI	2	11.2m	2:32.56	58.62s (1)	29.68s (2)
9 ALLSTAR SEA	3	12.7m	2:32.68	58.38s (1)	29.66s (3)
4 LANOCH BOY	4	13.7m	2:32.76	58.16s (2)	30.40s (2)
3 REGAL NIGHTSHADE	5	15.5m	2:32.89	59.57s (1)	30.46s (1)
1 WAVEDANCER	6	18.0m	2:33.09	59.47s (0)	30.07s (0)
7 ROBINMEGOOD	7	19.6m	2:33.21	59.26s (0)	29.97s (1)
2 RITCHIE BEE	8	24.1m	2:33.56	60.25s (0)	30.85s (0)

Finish Position and metres gained from 800m



Sectionals  
Powered by

**PJ HARNESS ANALYSER** **NEW**

Learn the power of sectionals

Check us out at [www.pjdata.com.au](http://www.pjdata.com.au)

The Racing Queensland Board (trading as Racing Queensland) and provider are not responsible for the completeness or accuracy of any of the information contained herein, and makes no representations about its suitability for any purpose.

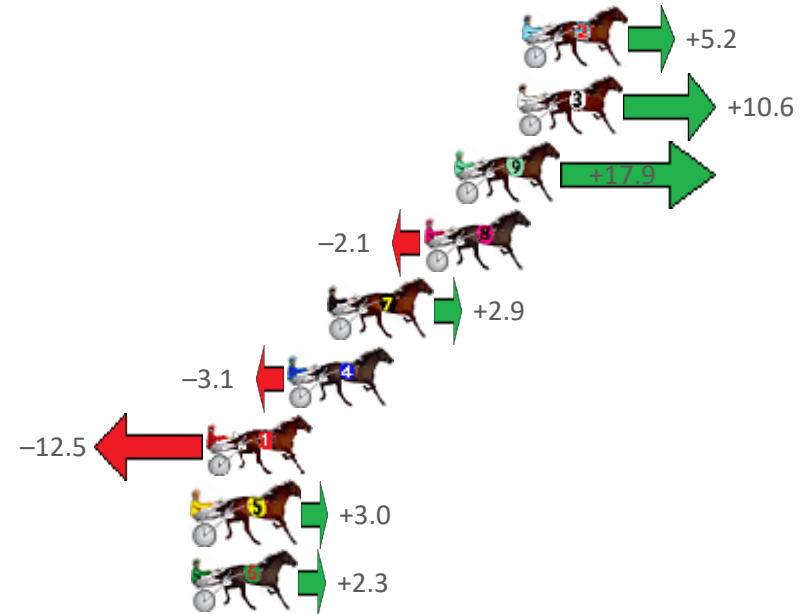
# Redcliffe Race 6 Distance 1780m

Friday, 6 November 2020

Gross Time: 2:10.40 MileRate: 1:57.90 LeadTime: 11.10s First Qtr: 29.80s Second Qtr: 30.70s Third Qtr: 28.80s Fourth Qtr: 30.00s

NoHorse	Plc	Margin	Time	800Time (W)	400 Time (W)
2 IDEAL TIGER	1	0.0m	2:10.40	58.42s (0)	29.69s (0)
3 CORINDHAP CREEK	2	0.2m	2:10.42	58.03s (1)	29.48s (2)
9 FAVOURITEHIGHLIGHT	3	2.7m	2:10.61	57.49s (1)	29.02s (1)
8 BETTOR SPORT	4	3.9m	2:10.71	58.95s (1)	30.25s (1)
7 ARTISTIC SAINT	5	7.7m	2:11.01	58.59s (0)	29.87s (0)
4 JOVIAL JULIE	6	9.3m	2:11.13	59.03s (1)	30.20s (1)
1 MAFFIOSO GIRL	7	12.5m	2:11.38	59.71s (0)	30.93s (0)
5 GOJOE	8	13.0m	2:11.42	58.58s (1)	30.13s (1)
6 FOR THE CORZ	9	13.1m	2:11.43	58.63s (0)	29.93s (0)

Finish Position and metres gained from 800m



Sectionals  
Powered by

**PJ HARNESS ANALYSER** **NEW**

Learn the power of sectionals

Check us out at [www.pjdata.com.au](http://www.pjdata.com.au)

The Racing Queensland Board (trading as Racing Queensland) and provider are not responsible for the completeness or accuracy of any of the information contained herein, and makes no representations about its suitability for any purpose.



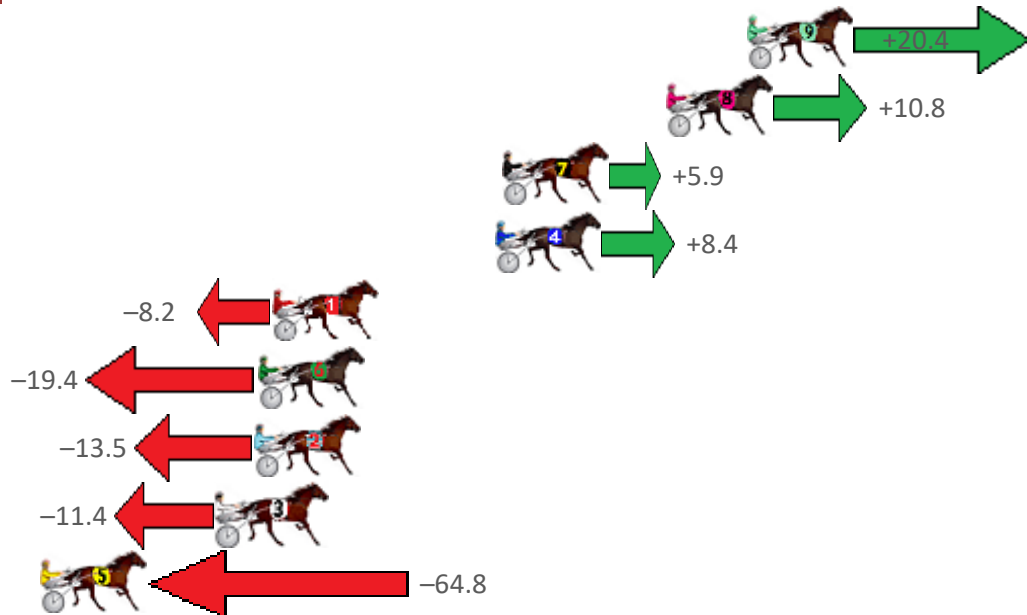
# Redcliffe Race 7 Distance 1780m

Friday, 6 November 2020

Gross Time: 2:09.50 MileRate: 1:57.10 LeadTime: 11.10s First Qtr: 28.60s Second Qtr: 29.60s Third Qtr: 30.20s Fourth Qtr: 30.00s

NoHorse	Plc	Margin	Time	800Time (W)	400 Time (W)
9 JUST JOSHIN	1	0.0m	2:09.50	58.67s (2)	29.42s (2)
8 WHOSTOLEMYPIGEON	2	3.2m	2:09.75	59.39s (1)	30.04s (1)
7 COULDNTBETOLD	3	9.7m	2:10.26	59.76s (0)	29.69s (2)
4 SO BOBS YOUR UNCLE	4	10.0m	2:10.29	59.57s (1)	29.75s (1)
1 OUR PEPPERJACK	5	18.8m	2:10.98	60.81s (0)	30.01s (1)
6 IN THE PAPER	6	19.4m	2:11.02	61.65s (1)	31.45s (0)
2 BEEF CITY BLAZE	7	19.5m	2:11.03	61.21s (0)	30.47s (0)
3 LIFES A JUNGLE	8	21.0m	2:11.15	61.05s (1)	30.89s (1)
5 JAY DEE BE ROLLIN	9	66.0m	2:14.69	65.05s (0)	34.25s (0)

Finish Position and metres gained from 800m



Sectionals  
Powered by

**PJ HARNES ANALYSER** **NEW**

Learn the power of sectionals

Check us out at [www.pjdata.com.au](http://www.pjdata.com.au)

The Racing Queensland Board (trading as Racing Queensland) and provider are not responsible for the completeness or accuracy of any of the information contained herein, and makes no representations about its suitability for any purpose.

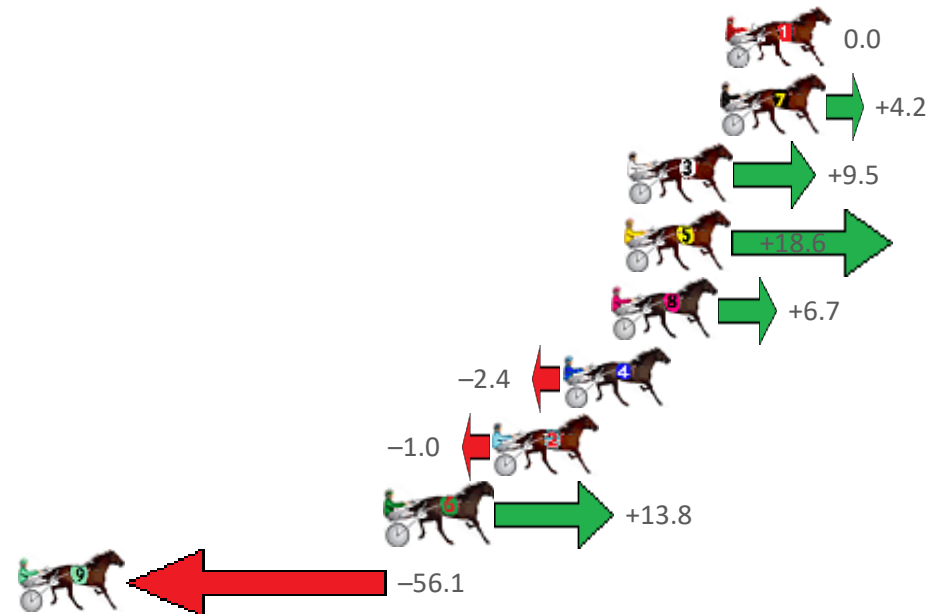
# Redcliffe Race 8 Distance 2040m

Friday, 6 November 2020

Gross Time: 2:31.20 MileRate: 1:59.30 LeadTime: 31.60s First Qtr: 30.70s Second Qtr: 30.20s Third Qtr: 30.30s Fourth Qtr: 28.40s

NoHorse	Plc	Margin	Time	800Time (W)	400 Time (W)
1 DAPPER BESSIE	1	0.0m	2:31.20	58.70s (0)	28.40s (0)
7 JEROSH	2	0.2m	2:31.21	58.39s (0)	28.12s (0)
3 ONE OFF	3	3.9m	2:31.49	58.01s (1)	28.08s (2)
5 TUAPEKA LIGHT	4	4.0m	2:31.50	57.34s (1)	27.78s (2)
8 SEA HAWKE	5	4.5m	2:31.54	58.21s (0)	28.08s (0)
4 WICKED AZZ	6	6.4m	2:31.68	58.88s (1)	28.60s (1)
2 JUSTA DALE	7	9.2m	2:31.89	58.77s (1)	28.50s (1)
6 AMILLION PROMISES	8	13.4m	2:32.20	57.69s (1)	28.16s (2)
9 RNR WINDERMERE	9	74.5m	2:36.76	62.79s (1)	32.80s (1)

Finish Position and metres gained from 800m



Sectionals  
Powered by

**PJ HARNESS ANALYSER** **NEW**

Learn the power of sectionals

Check us out at [www.pjdata.com.au](http://www.pjdata.com.au)

The Racing Queensland Board (trading as Racing Queensland) and provider are not responsible for the completeness or accuracy of any of the information contained herein, and makes no representations about its suitability for any purpose.



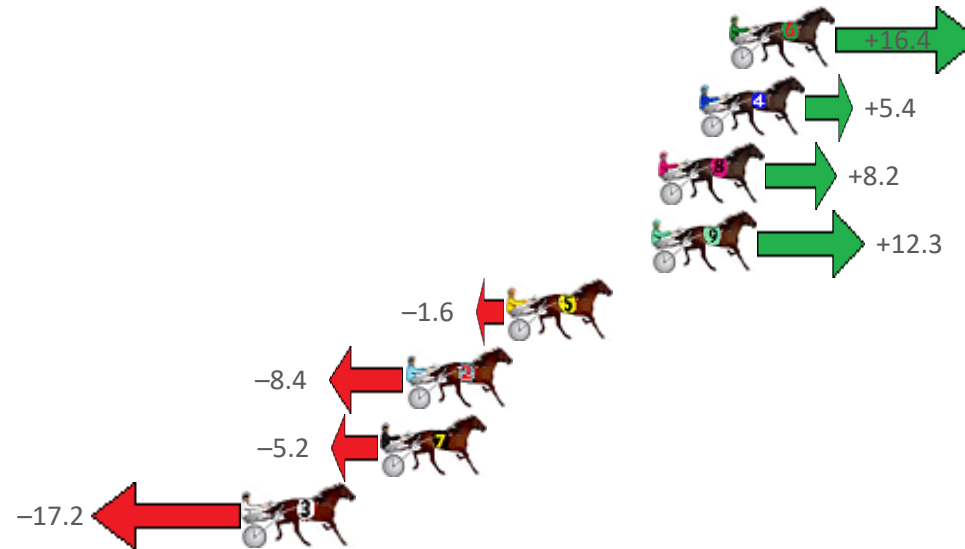
# Redcliffe Race 9 Distance 1780m

Friday, 6 November 2020

Gross Time: 2:10.20 MileRate: 1:57.70 LeadTime: 11.00s First Qtr: 31.20s Second Qtr: 29.90s Third Qtr: 29.30s Fourth Qtr: 28.80s

NoHorse	Plc	Margin	Time	800Time (W)	400 Time (W)
6 ITZ MY GENERATION	1	0.0m	2:10.20	56.92s (2)	28.37s (2)
4 OUR BONDI BEACH	2	1.2m	2:10.29	57.71s (1)	28.73s (1)
8 BRIDGET BLUE CHIP	3	2.8m	2:10.41	57.51s (1)	28.53s (0)
9 BEE GEES BANDIT	4	3.1m	2:10.43	57.21s (1)	28.06s (2)
5 MUCH BETTOR	5	8.8m	2:10.87	58.22s (2)	29.29s (2)
2 WINKANDITSOVER	6	12.8m	2:11.17	58.71s (0)	28.50s (1)
7 JAMES DEAN	7	13.8m	2:11.24	58.48s (0)	28.54s (3)
3 LETS GO BETTER	8	19.2m	2:11.65	59.34s (1)	30.17s (0)

Finish Position and metres gained from 800m



Sectionals  
Powered by

**PJ HARNESS ANALYSER** **NEW**

Learn the power of sectionals

Check us out at [www.pjdata.com.au](http://www.pjdata.com.au)

The Racing Queensland Board (trading as Racing Queensland) and provider are not responsible for the completeness or accuracy of any of the information contained herein, and makes no representations about its suitability for any purpose.