

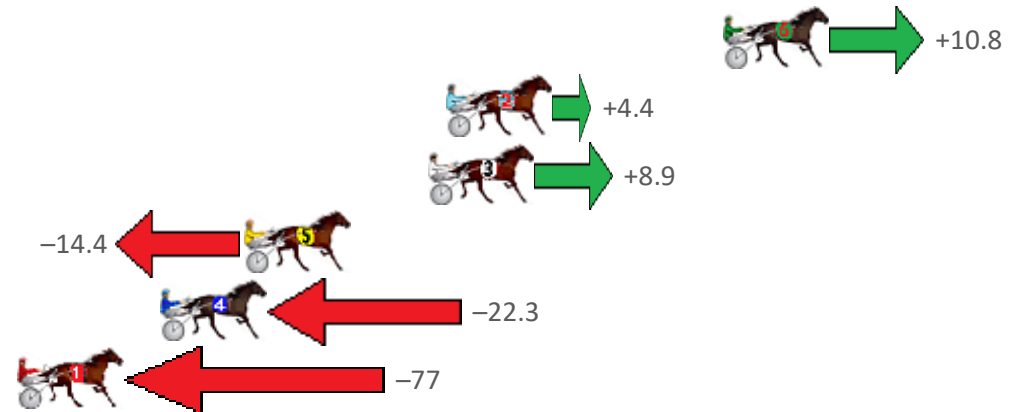
Albion Park Race 1 Distance 2138m

Tuesday, 10 November 2020

Gross Time: 2:49.80 MileRate: 2:05.40 LeadTime: 44.50s First Qtr: 31.70s Second Qtr: 32.50s Third Qtr: 30.80s Fourth Qtr: 30.30s

NoHorse	Plc	Margin	Time	800Time (W)	400 Time (W)
6 HELLO JOLENE JOLENE	1	0.0m	2:49.80	60.28s (0)	30.30s (2)
2 IGNITE	2	11.0m	2:50.67	60.77s (0)	30.60s (1)
3 HURRIKANE SPIRIT	3	11.7m	2:50.73	60.42s (0)	30.01s (0)
5 NO LOVE ABOUT IT	4	19.0m	2:51.31	62.19s (0)	31.72s (1)
4 FIRST OFFENCE	5	22.3m	2:51.57	62.79s (0)	31.81s (0)
1 RAINBOW MAJESTIC	6	156.4m	3:02.21	66.90s (0)	33.80s (0)

Finish Position and metres gained from 800m



Sectionals
Powered by

PJ HARNES ANALYSER **NEW**

Learn the power of sectionals

Check us out at www.pjdata.com.au

The Racing Queensland Board (trading as Racing Queensland) and provider are not responsible for the completeness or accuracy of any of the information contained herein, and makes no representations about its suitability for any purpose.


Albion Park Race 2 Distance 2138m

Tuesday, 10 November 2020

Gross Time: 2:45.90 MileRate: 2:03.80 LeadTime: 44.10s First Qtr: 30.60s Second Qtr: 31.80s Third Qtr: 29.90s Fourth Qtr: 29.50s

NoHorse	Plc	Margin	Time	800Time (W)	400 Time (W)
11 TORFINO MIST	1	0.0m	2:45.90	59.40s (0)	29.50s (0)
10 LANSBURY	2	2.3m	2:46.08	59.26s (1)	29.46s (1)
5 DOWN UNDER RORS	3	7.0m	2:46.44	59.30s (0)	29.34s (0)
6 ROSEHILL MAGIC	4	8.9m	2:46.59	59.44s (1)	29.67s (2)
3 KAPAI	5	19.1m	2:47.38	59.38s (0)	29.70s (0)
13 ZOOMAS LEGEND	6	19.4m	2:47.40	59.02s (0)	29.27s (0)
8 ROCKET NOVA	7	26.5m	2:47.95	58.11s (0)	29.20s (0)
2 HEDGE YOUR BET	8	32.5m	2:48.41	61.49s (0)	31.56s (0)
9 JUSTABITLIKEMUM	9	58.3m	2:50.41	61.36s (0)	31.46s (1)
4 I ASKED NICELY	10	62.4m	2:50.73	61.51s (3)	30.56s (0)
1 DAVEY MAC	11	73.1m	2:51.55	61.11s (0)	30.46s (0)
7 EYRE I GO	12	176.3m	2:59.53	63.56s (0)	32.16s (0)

Finish Position and metres gained from 800m



Sectionals
Powered by

PJ HARNES ANALYSER **NEW**

Learn the power of sectionals

Check us out at www.pjdata.com.au

The Racing Queensland Board (trading as Racing Queensland) and provider are not responsible for the completeness or accuracy of any of the information contained herein, and makes no representations about its suitability for any purpose.


Albion Park Race 3 Distance 1660m

Tuesday, 10 November 2020

Gross Time: 2:02.10 MileRate: 1:58.30 LeadTime: 3.60s First Qtr: 29.10s Second Qtr: 31.80s Third Qtr: 28.90s Fourth Qtr: 28.70s

NoHorse	Plc	Margin	Time	800Time (W)	400 Time (W)
9 MY ULTIMATE HESTON	1	0.0m	2:02.10	56.87s (1)	27.97s (2)
1 WOODLANDS ROSE	2	0.8m	2:02.16	57.66s (0)	28.76s (0)
2 ESTARDAY	3	6.7m	2:02.60	57.78s (0)	28.86s (0)
3 MONTANA MYSTIQUE	4	7.2m	2:02.64	58.06s (1)	29.11s (1)
5 BELLAVICTREE	5	8.4m	2:02.73	57.83s (1)	28.84s (1)
7 RHYMES WITH ROCK	6	8.7m	2:02.76	57.12s (1)	28.24s (1)
6 WHATA OPTIMIST	7	9.9m	2:02.85	57.36s (0)	28.25s (0)
4 JOY TO ALL	8	13.7m	2:03.13	57.95s (0)	28.88s (0)
10 CYCLONE JEREMY	9	15.7m	2:03.28	57.31s (1)	28.35s (1)
8 BEE A BLESSING	10	278.5m	2:23.08	66.80s (0)	32.87s (0)

Finish Position and metres gained from 800m



Sectionals
Powered by

PJ HARNESS ANALYSER **NEW**

Learn the power of sectionals

Check us out at www.pjdata.com.au

The Racing Queensland Board (trading as Racing Queensland) and provider are not responsible for the completeness or accuracy of any of the information contained herein, and makes no representations about its suitability for any purpose.

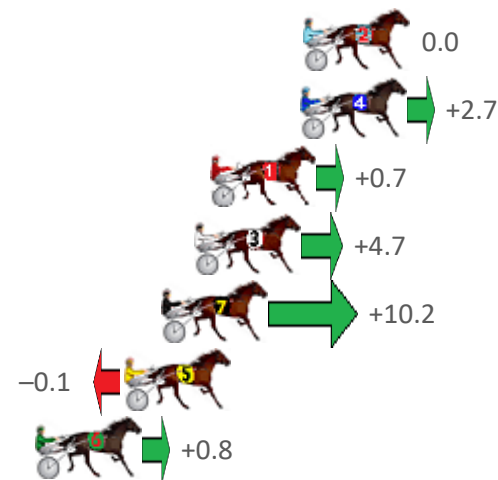
Albion Park Race 4 Distance 2138m

Tuesday, 10 November 2020

Gross Time: 2:34.00 MileRate: 1:55.90 LeadTime: 38.80s First Qtr: 29.20s Second Qtr: 30.40s Third Qtr: 28.40s Fourth Qtr: 27.20s

NoHorse	Plc	Margin	Time	800Time (W)	400 Time (W)
2 OUR BALOU	1	0.0m	2:34.00	55.60s (0)	27.20s (0)
4 COLBY	2	0.1m	2:34.01	55.41s (1)	27.14s (1)
1 TORQUE ONETWOTHRE	3	3.7m	2:34.26	55.55s (0)	27.04s (0)
3 VIRGIL	4	4.3m	2:34.31	55.28s (0)	26.76s (0)
7 MACH LE MORE	5	5.6m	2:34.40	54.90s (1)	26.46s (1)
5 NEWPORT DREAMZ	6	7.1m	2:34.51	55.61s (1)	27.21s (1)
6 JIGGLE AND JIVE	7	10.6m	2:34.76	55.54s (1)	27.11s (1)

Finish Position and metres gained from 800m



Sectionals
Powered by

PJ HARNESS ANALYSER **NEW**

Learn the power of sectionals

Check us out at www.pjdata.com.au

The Racing Queensland Board (trading as Racing Queensland) and provider are not responsible for the completeness or accuracy of any of the information contained herein, and makes no representations about its suitability for any purpose.

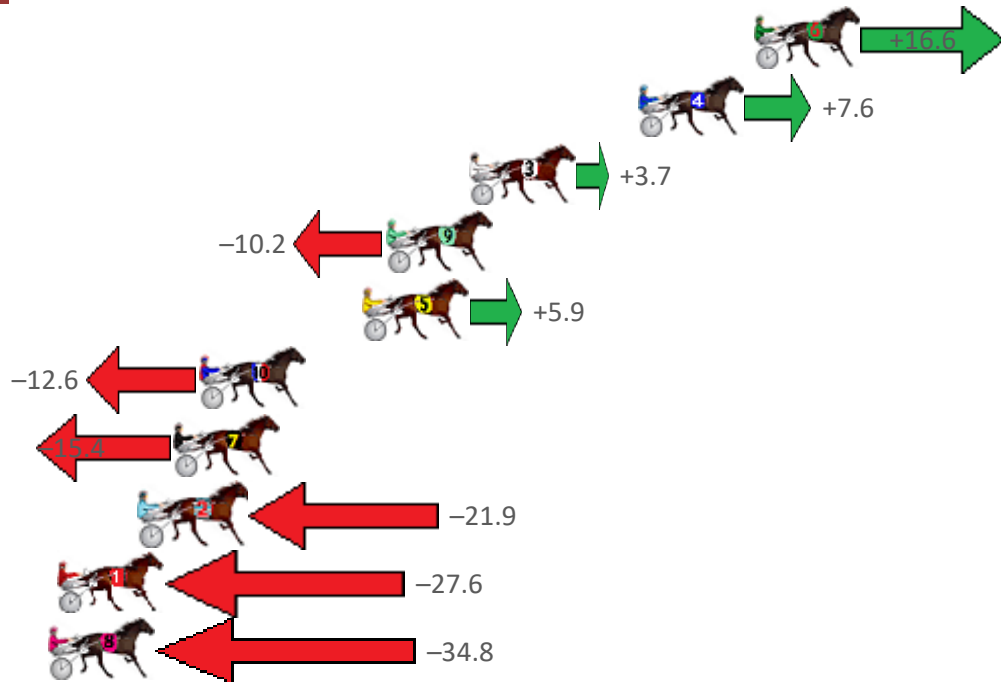
Albion Park Race 5 Distance 1660m

Tuesday, 10 November 2020

Gross Time: 1:58.90 MileRate: 1:55.20 LeadTime: 3.50s First Qtr: 27.20s Second Qtr: 30.50s Third Qtr: 28.60s Fourth Qtr: 29.10s

NoHorse	Plc	Margin	Time	800Time (W)	400 Time (W)
6 LANCELOT BROMAC	1	0.0m	1:58.90	56.51s (1)	28.54s (2)
4 FLAME LADY	2	4.6m	1:59.25	57.15s (1)	29.23s (2)
3 SHEZALUCKYLADY	3	11.3m	1:59.76	57.43s (0)	28.95s (2)
9 COPPICE	4	14.6m	2:00.01	58.43s (0)	29.82s (0)
5 MY ULTIMATE HELL	5	15.5m	2:00.08	57.28s (1)	29.03s (3)
10 GUTS	6	22.0m	2:00.58	58.60s (0)	30.01s (0)
7 BEYOND A SHADOW	7	23.0m	2:00.66	58.80s (1)	30.05s (1)
2 ONLYSBEST	8	24.3m	2:00.76	59.27s (1)	30.66s (1)
1 GLITTER STRIP	9	27.6m	2:01.01	59.68s (0)	31.10s (0)
8 OCEANSIDE	10	89.8m	2:05.76	60.20s (0)	30.53s (0)

Finish Position and metres gained from 800m



Sectionals
Powered by

PJ HARNESS ANALYSER **NEW**

Learn the power of sectionals

Check us out at www.pjdata.com.au

The Racing Queensland Board (trading as Racing Queensland) and provider are not responsible for the completeness or accuracy of any of the information contained herein, and makes no representations about its suitability for any purpose.

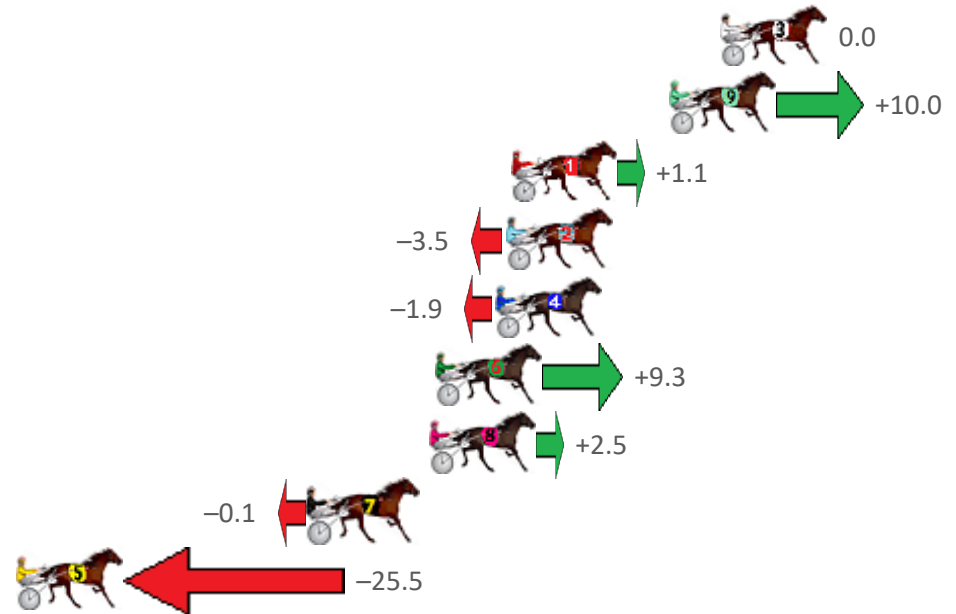
Albion Park Race 6 Distance 1660m

Tuesday, 10 November 2020

Gross Time: 1:58.40 MileRate: 1:54.80 LeadTime: 3.40s First Qtr: 27.00s Second Qtr: 31.00s Third Qtr: 28.30s Fourth Qtr: 28.70s

NoHorse	Plc	Margin	Time	800Time (W)	400 Time (W)
3 NIMAH FRANCO	1	0.0m	1:58.40	57.00s (0)	28.70s (0)
9 MAN OF ACTION	2	2.0m	1:58.55	56.29s (1)	28.60s (2)
1 OUR FRIEND	3	8.3m	1:59.03	56.92s (0)	28.62s (0)
2 IL MAXIMUS	4	8.5m	1:59.04	57.25s (0)	28.95s (0)
4 LEFT A TERROR	5	8.9m	1:59.07	57.13s (1)	28.79s (1)
6 ROLL WITH ROCKY	6	11.3m	1:59.25	56.34s (1)	28.94s (2)
8 IFOUNDTHEBEACH	7	11.5m	1:59.27	56.82s (0)	28.52s (0)
7 FIRE AND ICE	8	16.3m	1:59.63	57.01s (1)	28.99s (2)
5 SUN SAFE	9	27.9m	2:00.50	58.81s (1)	30.48s (1)

Finish Position and metres gained from 800m



Sectionals
Powered by

PJ HARNESS ANALYSER **NEW**

Learn the power of sectionals

Check us out at www.pjdata.com.au

The Racing Queensland Board (trading as Racing Queensland) and provider are not responsible for the completeness or accuracy of any of the information contained herein, and makes no representations about its suitability for any purpose.

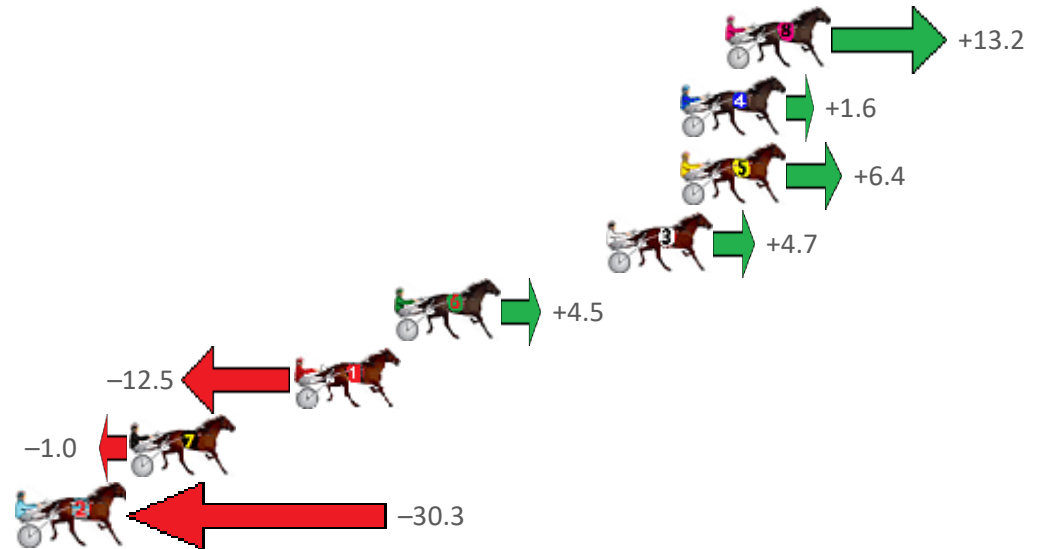
Albion Park Race 7 Distance 1660m

Tuesday, 10 November 2020

Gross Time: 1:57.60 MileRate: 1:54.00 LeadTime: 3.50s First Qtr: 28.10s Second Qtr: 30.50s Third Qtr: 27.90s Fourth Qtr: 27.60s

NoHorse	Plc	Margin	Time	800Time (W)	400 Time (W)
8 LARRY LINCOLN	1	0.0m	1:57.60	54.59s (1)	26.97s (1)
4 OUR RIDGY DIDGE	2	1.8m	1:57.73	55.39s (1)	27.72s (1)
5 ROCKS OR DIAMONDS	3	1.8m	1:57.73	55.06s (1)	27.41s (1)
3 ITS SUPER EASY	4	4.7m	1:57.94	55.18s (0)	27.28s (0)
6 LITTLELIONELJAMES	5	13.1m	1:58.55	55.19s (1)	27.58s (1)
1 MIND OF MY OWN	6	17.1m	1:58.84	56.36s (0)	28.44s (0)
7 REMEMBER ME NOW	7	23.6m	1:59.31	55.57s (1)	27.98s (1)
2 ROCKNROLL SWINGER	8	30.3m	1:59.80	57.59s (0)	29.67s (0)

Finish Position and metres gained from 800m



Sectionals
Powered by

PJ HARNESS ANALYSER **NEW**

Learn the power of sectionals

Check us out at www.pjdata.com.au

The Racing Queensland Board (trading as Racing Queensland) and provider are not responsible for the completeness or accuracy of any of the information contained herein, and makes no representations about its suitability for any purpose.

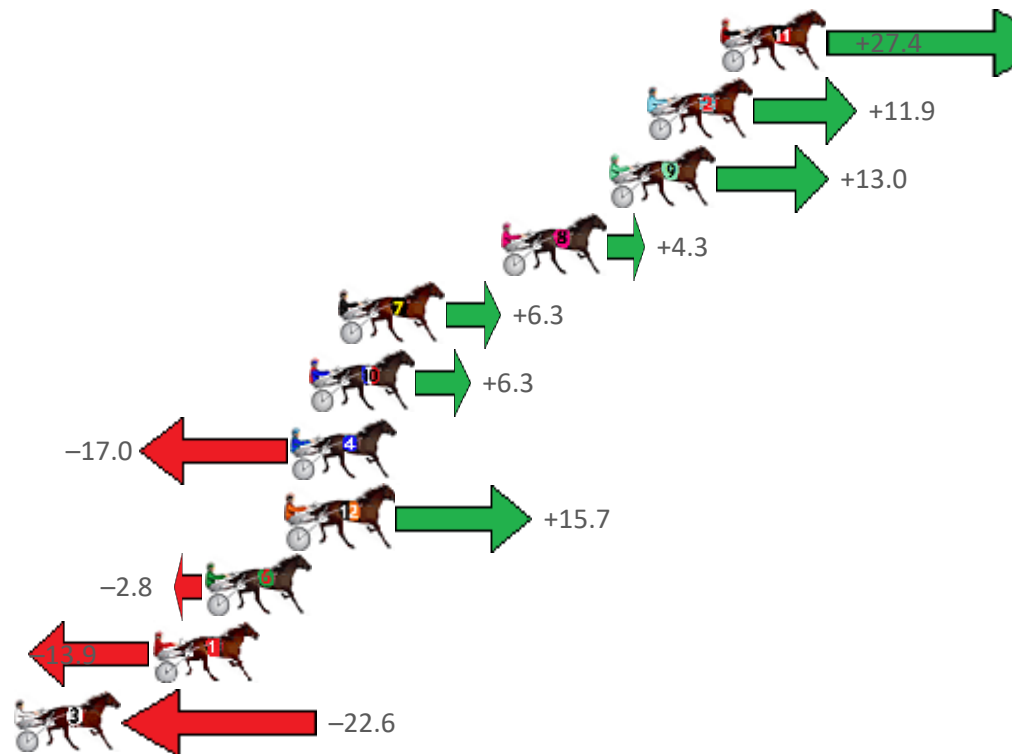
Albion Park Race 8 Distance 2138m

Tuesday, 10 November 2020

Gross Time: 2:37.00 MileRate: 1:58.20 LeadTime: 39.10s First Qtr: 30.10s Second Qtr: 29.30s Third Qtr: 28.70s Fourth Qtr: 29.80s

NoHorse	Plc	Margin	Time	800Time (W)	400 Time (W)
11 MOTU AMETHYST	1	0.0m	2:37.00	56.51s (2)	28.67s (2)
2 SUNNY RICE	2	2.9m	2:37.23	57.63s (1)	29.45s (1)
9 HIGH ON MONTANA	3	4.4m	2:37.34	57.55s (2)	29.70s (2)
8 COBBLER LANE	4	8.7m	2:37.68	58.19s (0)	29.81s (0)
7 TODAYS HERO	5	15.1m	2:38.18	58.04s (1)	29.96s (1)
10 FROST EN ICE	6	16.3m	2:38.27	58.04s (2)	30.21s (2)
4 KWASII	7	17.0m	2:38.33	59.74s (0)	31.06s (0)
12 MONTANA EXPRESS	8	17.1m	2:38.34	57.36s (1)	29.57s (1)
6 SHADYS DELIGHT	9	20.4m	2:38.59	58.70s (0)	30.33s (0)
1 FIRE ME UP	10	22.5m	2:38.76	59.51s (0)	31.14s (0)
3 HELLO ITS ME	11	31.2m	2:39.44	60.14s (1)	31.89s (1)

Finish Position and metres gained from 800m



Sectionals
Powered by

PJ HARNESS ANALYSER **NEW**

Learn the power of sectionals

Check us out at www.pjdata.com.au

The Racing Queensland Board (trading as Racing Queensland) and provider are not responsible for the completeness or accuracy of any of the information contained herein, and makes no representations about its suitability for any purpose.

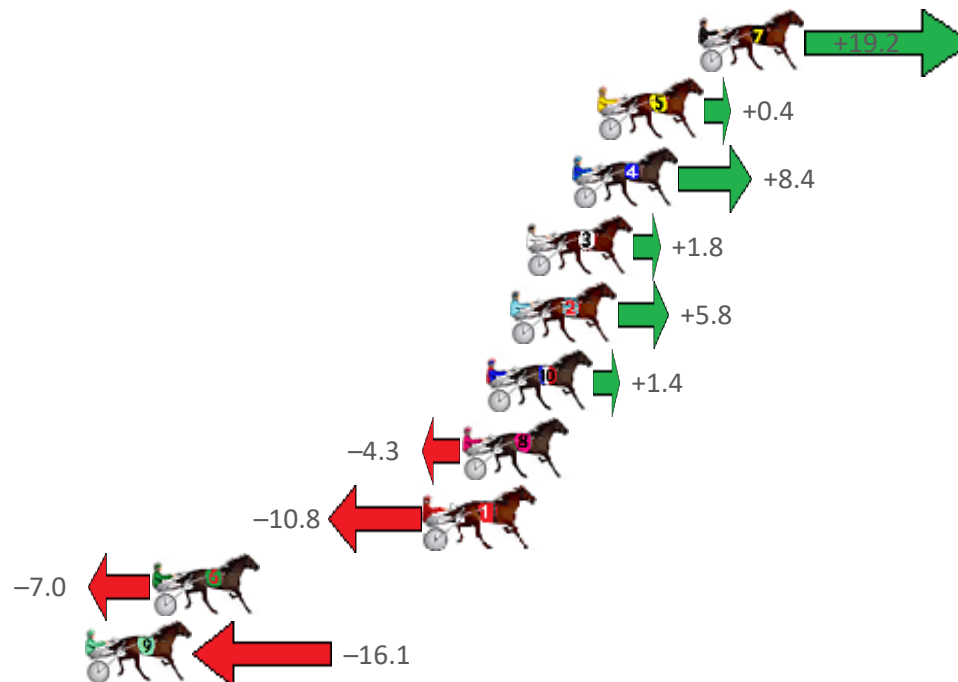
Albion Park Race 9 Distance 1660m

Tuesday, 10 November 2020

Gross Time: 1:58.80 MileRate: 1:55.20 LeadTime: 3.40s First Qtr: 27.50s Second Qtr: 30.90s Third Qtr: 28.00s Fourth Qtr: 29.00s

NoHorse	Plc	Margin	Time	800Time (W)	400 Time (W)
7 COURAGEOUS SAINT	1	0.0m	1:58.80	55.64s (2)	27.98s (2)
5 ITZ MY GENERATION	2	4.0m	1:59.10	56.97s (1)	29.20s (1)
4 PSYCHEDELIC	3	5.0m	1:59.18	56.40s (2)	28.67s (2)
3 MAJOR GENERALJUJON	4	6.8m	1:59.32	56.87s (1)	29.03s (1)
2 BEAU CISHLOM	5	7.4m	1:59.36	56.59s (1)	28.74s (1)
10 ARTHUR LOWE	6	8.4m	1:59.44	56.90s (0)	28.96s (0)
8 OYSTER STRIDE	7	9.3m	1:59.51	57.30s (0)	29.34s (0)
1 WEEDONS EXPRESS	8	10.8m	1:59.62	57.77s (0)	29.78s (0)
6 OUTLAW FELLA	9	21.6m	2:00.44	57.50s (0)	29.55s (0)
9 HEREUX HOMME	10	24.3m	2:00.65	58.14s (2)	30.36s (2)

Finish Position and metres gained from 800m



Sectionals
Powered by

PJ HARNESS ANALYSER **NEW**

Learn the power of sectionals

Check us out at www.pjdata.com.au

The Racing Queensland Board (trading as Racing Queensland) and provider are not responsible for the completeness or accuracy of any of the information contained herein, and makes no representations about its suitability for any purpose.