

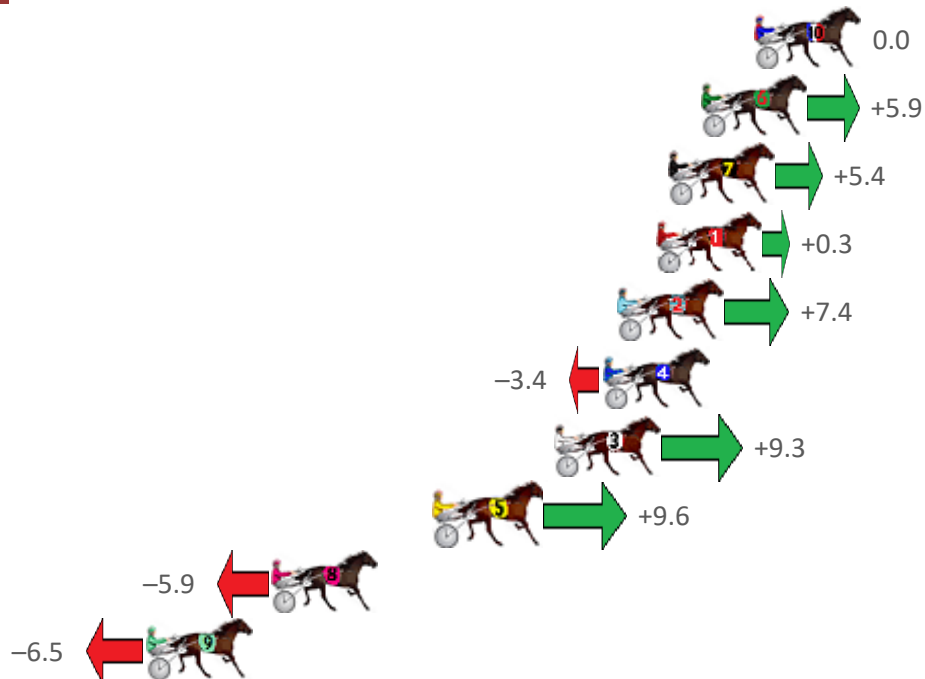
# Albion Park Race 1 Distance 2138m

Friday, 27 November 2020

Gross Time: 2:46.10 MileRate: 2:03.90 LeadTime: 43.80s First Qtr: 32.20s Second Qtr: 30.80s Third Qtr: 29.90s Fourth Qtr: 29.40s

NoHorse	Plc	Margin	Time	800Time (W)	400 Time (W)
10 SKYLINE	1	0.0m	2:46.10	59.30s (0)	29.40s (0)
6 REDRIVERDEBBA	2	2.1m	2:46.26	58.87s (1)	29.00s (1)
7 MELPARK MAGIC	3	3.4m	2:46.36	58.90s (0)	28.98s (0)
1 LANSBURY	4	3.9m	2:46.40	59.28s (0)	29.35s (0)
2 JETER	5	5.4m	2:46.52	58.75s (1)	28.89s (1)
4 ZOOMAS LEGEND	6	6.0m	2:46.56	59.55s (1)	29.65s (1)
3 ROSEHILL MAGIC	7	7.9m	2:46.71	58.61s (1)	28.75s (1)
5 WHATABOYZ	8	12.6m	2:47.07	58.59s (0)	28.79s (1)
8 SCORCHED	9	19.1m	2:47.57	59.73s (0)	29.76s (0)
9 IVANOV	10	24.1m	2:47.96	59.78s (0)	29.73s (0)

Finish Position and metres gained from 800m



Sectionals  
Powered by

**PJ HARNES ANALYSER** **NEW**

Learn the power of sectionals

Check us out at [www.pjdata.com.au](http://www.pjdata.com.au)

The Racing Queensland Board (trading as Racing Queensland) and provider are not responsible for the completeness or accuracy of any of the information contained herein, and makes no representations about its suitability for any purpose.

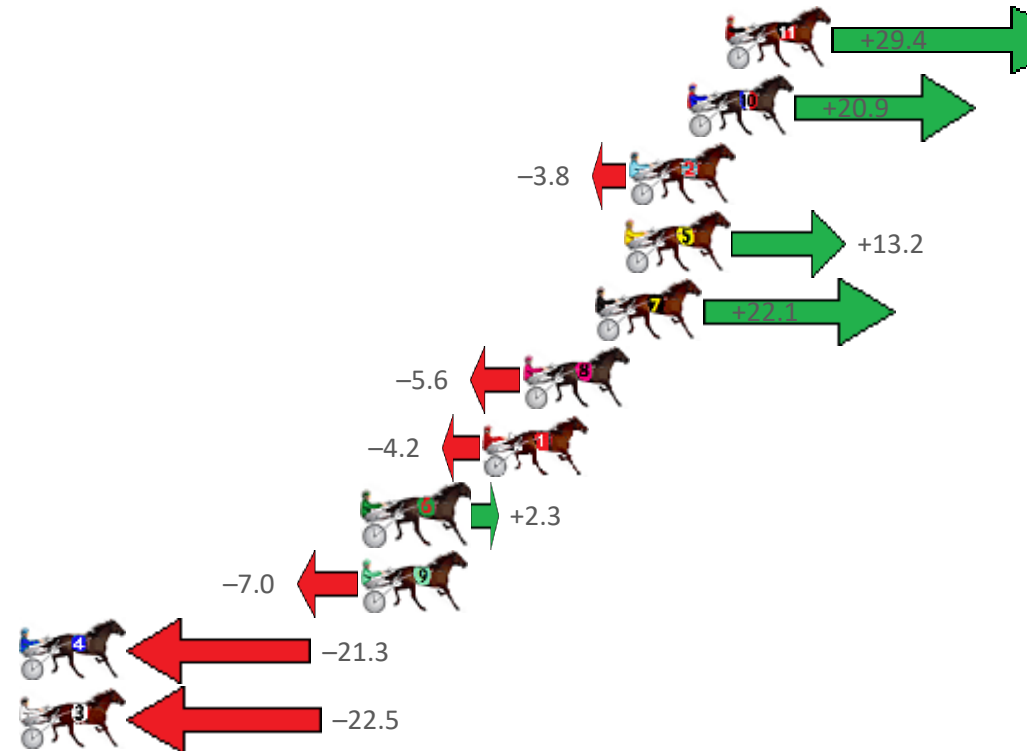
# Albion Park Race 2 Distance 2138m

Friday, 27 November 2020

Gross Time: 2:44.60 MileRate: 2:02.20 LeadTime: 42.50s First Qtr: 30.30s Second Qtr: 31.40s Third Qtr: 29.60s Fourth Qtr: 30.80s

NoHorse	Plc	Margin	Time	800Time (W)	400 Time (W)
11 MALABAR SPUR	1	0.0m	2:44.60	58.19s (2)	29.96s (2)
10 KYVALLEY TINMAN	2	1.5m	2:44.72	58.83s (1)	29.55s (2)
2 DOWN UNDER RORS	3	3.8m	2:44.91	60.69s (0)	30.86s (0)
5 KAPAI	4	4.0m	2:44.92	59.41s (1)	31.11s (2)
7 HEDGE YOUR BET	5	5.1m	2:45.01	58.74s (1)	29.38s (2)
8 YOU REALLY GOT ME	6	8.0m	2:45.24	60.82s (1)	31.32s (1)
1 COME AT ME	7	9.6m	2:45.37	60.72s (0)	30.75s (0)
6 DELLSUN	8	14.3m	2:45.75	60.23s (0)	30.20s (0)
9 DAVEY MAC	9	14.4m	2:45.76	60.93s (1)	30.26s (1)
4 DAY TOURER	10	33.3m	2:47.28	62.00s (0)	32.00s (0)
3 CRAZY BEN	11	34.7m	2:47.40	62.09s (1)	32.74s (1)

Finish Position and metres gained from 800m



Sectionals  
Powered by

**PJ HARNES ANALYSER** **NEW**

Learn the power of sectionals

Check us out at [www.pjdata.com.au](http://www.pjdata.com.au)

The Racing Queensland Board (trading as Racing Queensland) and provider are not responsible for the completeness or accuracy of any of the information contained herein, and makes no representations about its suitability for any purpose.

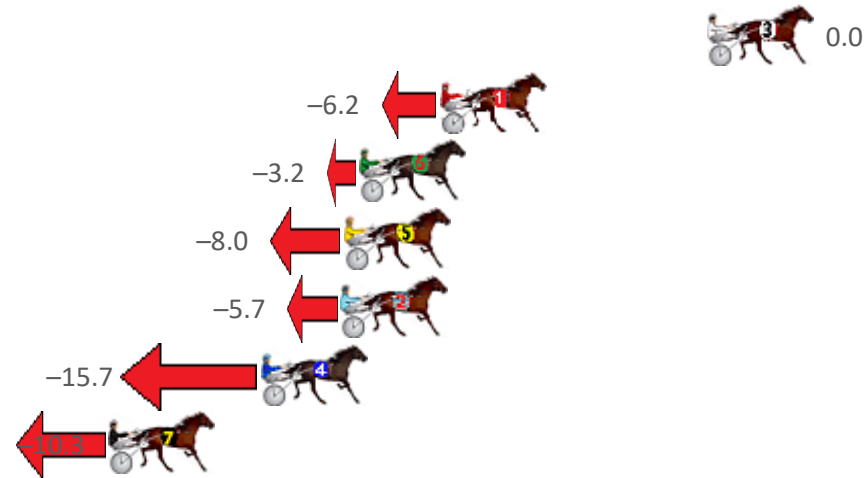
# Albion Park Race 3 Distance 2138m

Friday, 27 November 2020

Gross Time: 2:35.60 MileRate: 1:57.20 LeadTime: 39.00s First Qtr: 30.40s Second Qtr: 30.50s Third Qtr: 27.90s Fourth Qtr: 27.80s

NoHorse	Plc	Margin	Time	800Time (W)	400 Time (W)
3 OUR UNCLE JIM	1	0.0m	2:35.60	55.70s (0)	27.80s (0)
1 ONLY IN ROME	2	10.6m	2:36.37	56.13s (0)	28.21s (0)
6 RANIERI	3	13.8m	2:36.61	55.92s (1)	27.86s (1)
5 BEEF CITY BLAZE	4	14.4m	2:36.65	56.25s (1)	28.19s (1)
2 RIVERLEIGH ROCKET	5	14.5m	2:36.66	56.09s (0)	28.15s (0)
4 EARL JUJON	6	17.7m	2:36.89	56.79s (1)	28.71s (1)
7 LETTERKENNY BOY	7	23.7m	2:37.33	56.41s (0)	28.42s (0)

Finish Position and metres gained from 800m



Sectionals  
Powered by

**PJ HARNESS ANALYSER** **NEW**

Learn the power of sectionals

Check us out at [www.pjdata.com.au](http://www.pjdata.com.au)

The Racing Queensland Board (trading as Racing Queensland) and provider are not responsible for the completeness or accuracy of any of the information contained herein, and makes no representations about its suitability for any purpose.

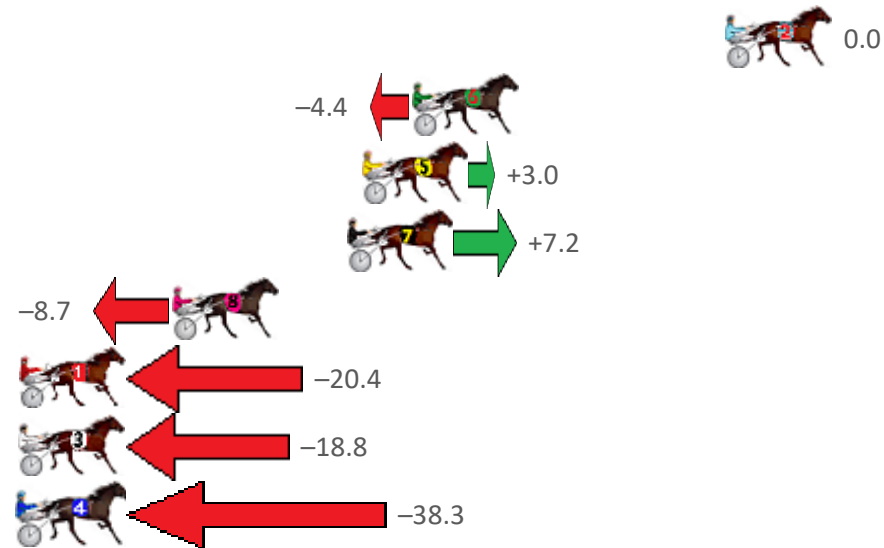
# Albion Park Race 4 Distance 1660m

Friday, 27 November 2020

Gross Time: 1:58.30 MileRate: 1:54.70 LeadTime: 3.30s First Qtr: 27.00s Second Qtr: 30.90s Third Qtr: 28.00s Fourth Qtr: 29.10s

No	Horse	Plc	Margin	Time	800Time (W)	400 Time (W)
2	TEARAWAY DIAMOND	1	0.0m	1:58.30	57.10s (0)	29.10s (0)
6	REDS GOOD TO GO	2	12.4m	1:59.25	57.41s (1)	29.33s (1)
5	MAFFIOSO GIRL	3	14.4m	1:59.40	56.89s (1)	28.85s (2)
7	IFOUNDTHEBEACH	4	15.0m	1:59.45	56.59s (1)	28.58s (1)
8	ROYAL OBSESSION	5	21.9m	1:59.97	57.72s (0)	29.44s (0)
1	JAY DEE BE ROLLIN	6	29.2m	2:00.53	58.55s (0)	30.34s (0)
3	DEADLY ROCKER	7	31.4m	2:00.70	58.43s (1)	30.33s (1)
4	GETALOADATHISGIRL	8	42.7m	2:01.56	59.82s (0)	31.65s (0)

Finish Position and metres gained from 800m



Sectionals  
Powered by

**PJ HARNES ANALYSER** **NEW**

Learn the power of sectionals

Check us out at [www.pjdata.com.au](http://www.pjdata.com.au)

The Racing Queensland Board (trading as Racing Queensland) and provider are not responsible for the completeness or accuracy of any of the information contained herein, and makes no representations about its suitability for any purpose.

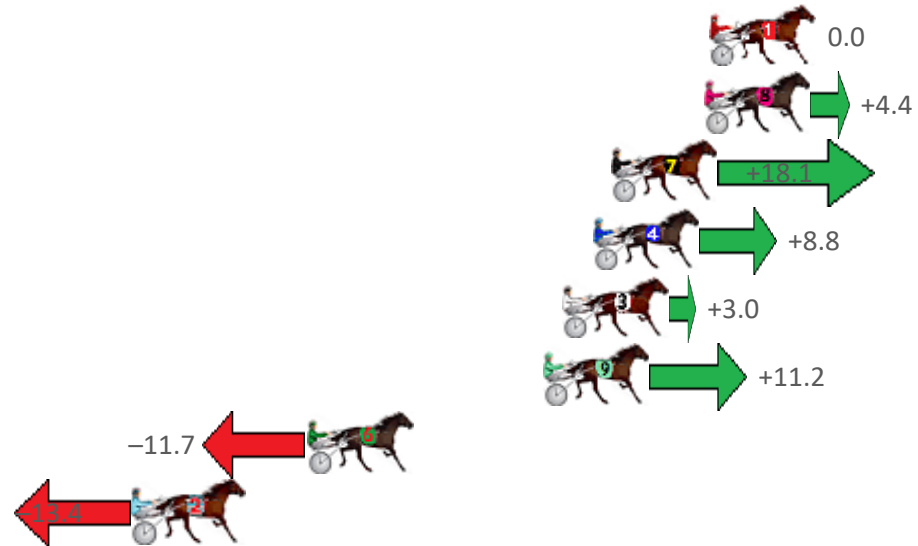
# Albion Park Race 5 Distance 1660m

Friday, 27 November 2020

Gross Time: 1:59.50 MileRate: 1:55.80 LeadTime: 3.40s First Qtr: 27.40s Second Qtr: 31.20s Third Qtr: 28.70s Fourth Qtr: 28.80s

NoHorse	Plc	Margin	Time	800Time (W)	400 Time (W)
1 RUNFORTHEROSES	1	0.0m	1:59.50	57.50s (0)	28.80s (0)
8 UTELLA	2	0.2m	1:59.52	57.19s (0)	28.46s (0)
7 CROWN MOJO	3	3.9m	1:59.79	56.21s (1)	28.09s (1)
4 DESPONDENT	4	4.6m	1:59.85	56.87s (1)	28.30s (2)
3 IMA BEACH BABE	5	5.8m	1:59.94	57.29s (1)	28.53s (1)
9 GINATIANO	6	6.6m	1:60.00	56.70s (1)	28.08s (2)
6 ARTISTIC SAINT	7	15.9m	2:00.70	58.34s (1)	29.57s (1)
2 OUR BUSCEMI	8	22.8m	2:01.22	58.46s (0)	29.63s (0)

Finish Position and metres gained from 800m



Sectionals  
Powered by

**PJ HARNESS ANALYSER** **NEW**

Learn the power of sectionals

Check us out at [www.pjdata.com.au](http://www.pjdata.com.au)

The Racing Queensland Board (trading as Racing Queensland) and provider are not responsible for the completeness or accuracy of any of the information contained herein, and makes no representations about its suitability for any purpose.

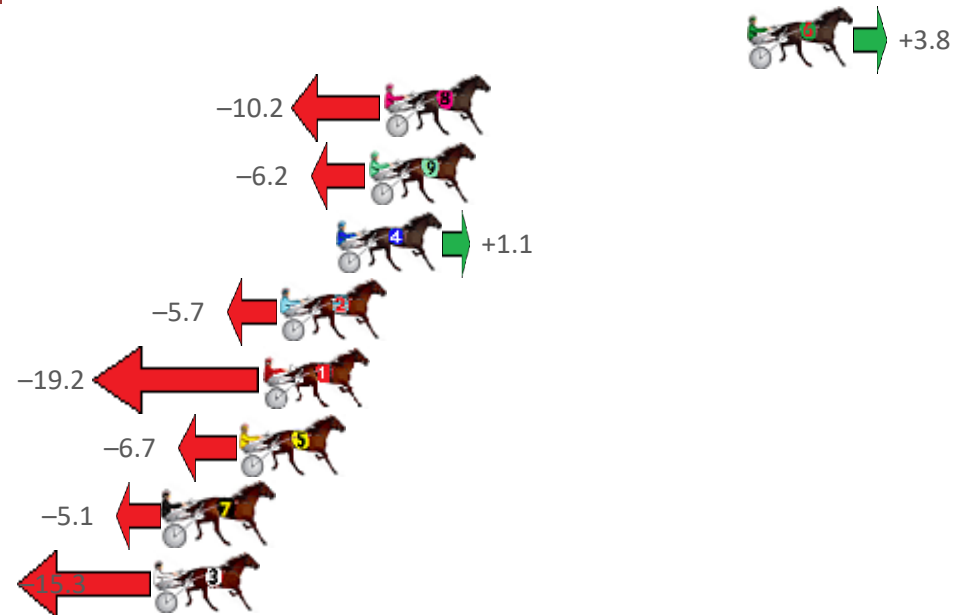
# Albion Park Race 6 Distance 1660m

Friday, 27 November 2020

Gross Time: 1:56.70 MileRate: 1:53.20 LeadTime: 3.40s First Qtr: 26.90s Second Qtr: 30.90s Third Qtr: 28.00s Fourth Qtr: 27.50s

NoHorse	Plc	Margin	Time	800Time (W)	400 Time (W)
6 SAUCY DREAMS	1	0.0m	1:56.70	55.24s (1)	27.50s (1)
8 DOUBLE OR NOTHING	2	14.4m	1:57.74	56.20s (0)	27.98s (0)
9 LA PLAYER	3	15.0m	1:57.79	55.93s (0)	27.72s (0)
4 HOT ROD HEAVEN	4	16.3m	1:57.88	55.42s (1)	27.25s (1)
2 WICKED AZZ	5	18.5m	1:58.04	55.89s (1)	27.71s (1)
1 NIKITARAS	6	19.2m	1:58.09	56.82s (0)	28.62s (0)
5 KURAHAUPO GAMBLER	7	20.1m	1:58.15	55.96s (0)	27.73s (0)
7 SPIKE BROMAC	8	23.1m	1:58.37	55.85s (0)	27.58s (0)
3 MISS MONEYBAGS	9	23.5m	1:58.40	56.56s (1)	28.35s (1)

Finish Position and metres gained from 800m



Sectionals  
Powered by

**PJ HARNES ANALYSER** **NEW**

Learn the power of sectionals

Check us out at [www.pjdata.com.au](http://www.pjdata.com.au)

The Racing Queensland Board (trading as Racing Queensland) and provider are not responsible for the completeness or accuracy of any of the information contained herein, and makes no representations about its suitability for any purpose.

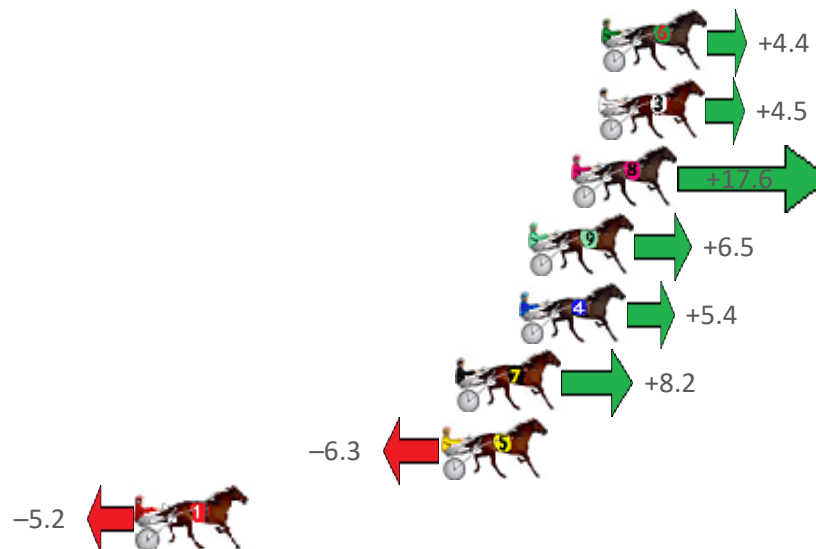
# Albion Park Race 7 Distance 1660m

Friday, 27 November 2020

Gross Time: 1:57.10 MileRate: 1:53.50 LeadTime: 3.50s First Qtr: 26.90s Second Qtr: 29.00s Third Qtr: 28.10s Fourth Qtr: 29.60s

NoHorse	Plc	Margin	Time	800Time (W)	400 Time (W)
6 NOTORIOUS	1	0.0m	1:57.10	57.38s (0)	29.29s (0)
3 LOOKING FABULOUS	2	0.1m	1:57.11	57.38s (1)	29.61s (1)
8 PROSECUTION WITNESS	3	1.2m	1:57.19	56.44s (1)	28.75s (1)
9 NO CONFESSION	4	2.9m	1:57.32	57.23s (1)	29.49s (1)
4 PARAVANI	5	3.2m	1:57.35	57.31s (0)	29.22s (0)
7 CLARKEY	6	5.8m	1:57.55	57.11s (1)	29.39s (1)
5 LORIMER LADY	7	6.3m	1:57.59	58.15s (0)	30.06s (0)
1 CAPTAIN COSMONAUT	8	18.4m	1:58.53	58.07s (0)	30.01s (0)

Finish Position and metres gained from 800m



Sectionals  
Powered by

**PJ HARNESS ANALYSER** **NEW**

Learn the power of sectionals

Check us out at [www.pjdata.com.au](http://www.pjdata.com.au)

The Racing Queensland Board (trading as Racing Queensland) and provider are not responsible for the completeness or accuracy of any of the information contained herein, and makes no representations about its suitability for any purpose.

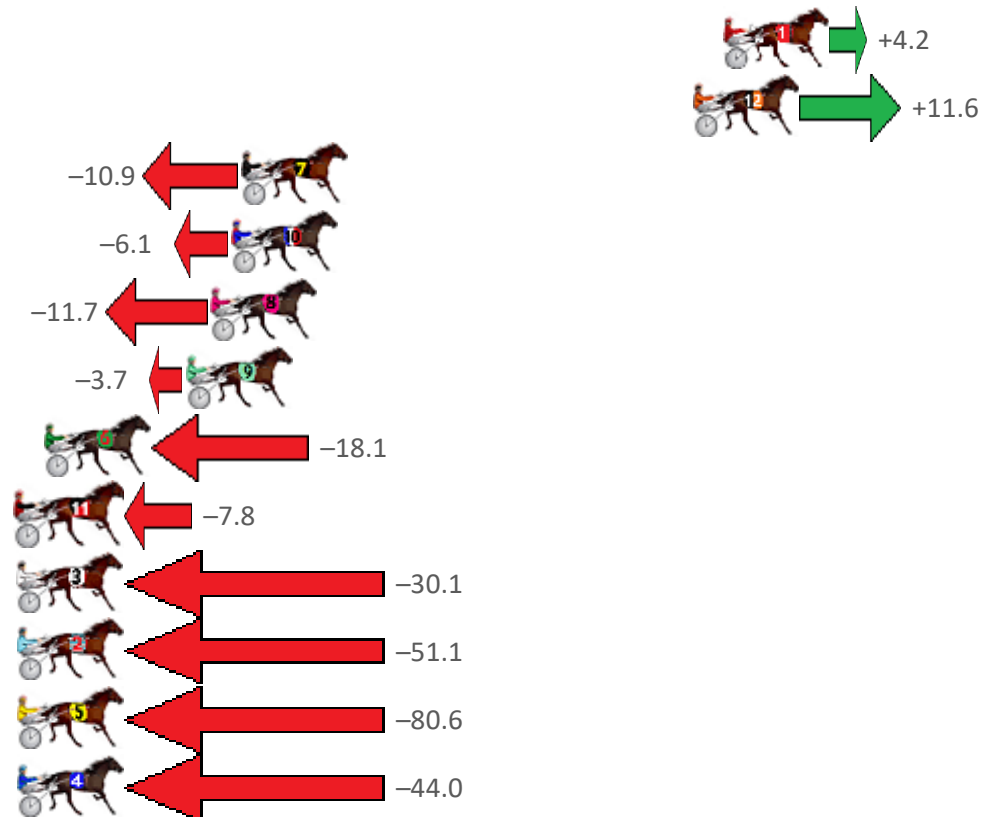
# Albion Park Race 8 Distance 2138m

Friday, 27 November 2020

Gross Time: 2:34.60 MileRate: 1:56.30 LeadTime: 36.80s First Qtr: 27.90s Second Qtr: 30.80s Third Qtr: 29.60s Fourth Qtr: 29.50s

NoHorse	Plc	Margin	Time	800Time (W)	400 Time (W)
1 ITS SUPER EASY	1	0.0m	2:34.60	58.79s (0)	29.00s (2)
12 IN THE PAPER	2	1.2m	2:34.69	58.25s (2)	29.59s (2)
7 MACH TORQUE	3	19.1m	2:36.08	59.90s (2)	30.70s (1)
10 MISSINMEMATE	4	19.5m	2:36.11	59.55s (0)	29.65s (2)
8 LIVE ATOM	5	20.3m	2:36.17	59.96s (0)	29.99s (0)
9 ONE OFF	6	21.3m	2:36.25	59.37s (1)	29.67s (0)
6 LETS GO BETTER	7	26.9m	2:36.68	60.43s (1)	30.56s (1)
11 DOLLARBILL	8	28.2m	2:36.78	59.67s (2)	29.65s (1)
3 RECIPE FOR DREAMING	9	30.1m	2:36.93	61.31s (0)	31.27s (0)
2 ROGER THAT	10	64.5m	2:39.59	62.85s (1)	32.48s (2)
5 STINGER LINDENNY	11	85.2m	2:41.19	65.02s (1)	34.46s (1)
4 COULDNTELLYA	12	99.0m	2:42.26	62.33s (0)	31.63s (0)

Finish Position and metres gained from 800m



Sectionals  
Powered by

**PJ HARNESS ANALYSER** **NEW**

Learn the power of sectionals

Check us out at [www.pjdata.com.au](http://www.pjdata.com.au)











The Racing Queensland Board (trading as Racing Queensland) and provider are not responsible for the completeness or accuracy of any of the information contained herein, and makes no representations about its suitability for any purpose.



# Albion Park Race 9 Distance 2138m

Friday, 27 November 2020

Gross Time: 2:32.30 MileRate: 1:54.60 LeadTime: 38.40s First Qtr: 28.50s Second Qtr: 29.90s Third Qtr: 28.10s Fourth Qtr: 27.40s

NoHorse	Plc	Margin	Time	800Time (W)	400 Time (W)	Finish Position and metres gained from 800m
7 L L COOL J	1	0.0m	2:32.30	55.50s (0)	27.40s (0)	 0.0
2 ROCKNROLL CLASSIC	2	14.3m	2:33.33	56.17s (0)	28.07s (0)	 -9.7
10 JUST ROKIN	3	20.3m	2:33.76	55.44s (1)	27.26s (1)	 +0.9
1 OUR BONDI BEACH	4	24.2m	2:34.05	56.53s (0)	28.41s (0)	 -5.0
3 WINKANDITSOVER	5	26.2m	2:34.19	56.44s (1)	28.34s (2)	 -13.6
4 DAPPER	6	26.3m	2:34.20	56.76s (1)	28.54s (1)	 -18.3
12 BOHANNAN	7	26.4m	2:34.20	56.08s (0)	27.80s (0)	 -4.4
11 CHERRYS THE BEST	8	33.5m	2:34.72	55.99s (1)	27.84s (0)	 -7.1
9 SAINT KILDA BEACH	9	33.6m	2:34.72	56.66s (1)	28.48s (2)	 -16.8
8 MUCH BETTOR	10	42.4m	2:35.36	57.49s (0)	29.20s (0)	 -28.8



Sectionals  
Powered by



**PJ HARNES ANALYSER** **NEW**

Learn the power of sectionals

Check us out at [www.pjdata.com.au](http://www.pjdata.com.au)



The Racing Queensland Board (trading as Racing Queensland) and provider are not responsible for the completeness or accuracy of any of the information contained herein, and makes no representations about its suitability for any purpose.