

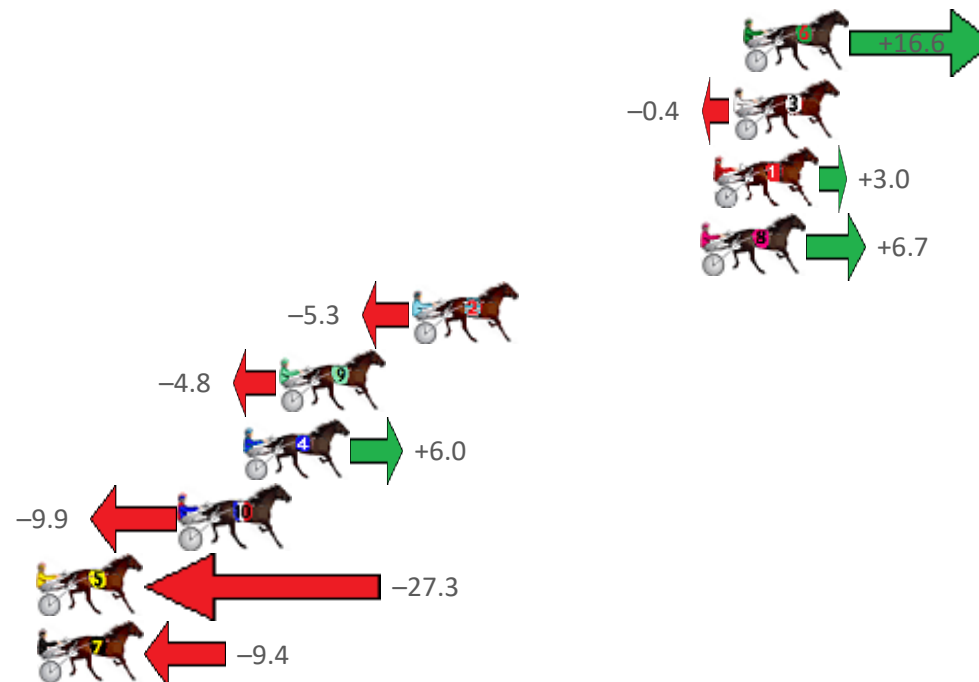
# Albion Park Race 1 Distance 1660m

Monday, 30 November 2020

Gross Time: 2:02.80 MileRate: 1:59.10 LeadTime: 3.50s First Qtr: 29.80s Second Qtr: 31.50s Third Qtr: 28.80s Fourth Qtr: 29.20s

NoHorse	Plc	Margin	Time	800Time (W)	400 Time (W)
6 SHEZ GOT BLING	1	0.0m	2:02.80	56.80s (1)	29.20s (1)
3 CLARES FOOL	2	0.4m	2:02.83	58.03s (0)	29.07s (0)
1 KID CALVERT	3	1.2m	2:02.89	57.78s (0)	28.79s (0)
8 LEAPING LEO	4	1.7m	2:02.93	57.52s (0)	28.52s (0)
2 SCHOOPY	5	13.1m	2:03.80	58.38s (1)	29.34s (1)
9 HARRY CROFT	6	18.4m	2:04.21	58.35s (0)	29.27s (0)
4 CHANG	7	19.8m	2:04.32	57.57s (1)	29.42s (2)
10 BAMBOLE NERE	8	22.3m	2:04.51	58.71s (1)	29.96s (2)
5 ILLBEWATCHING	9	30.7m	2:05.15	59.97s (1)	30.92s (1)
7 BUTCHERFEELGOOD	10	30.8m	2:05.16	58.68s (1)	29.40s (0)

Finish Position and metres gained from 800m



Sectionals  
Powered by

**PJ HARNES ANALYSER** **NEW**

Learn the power of sectionals

Check us out at [www.pjdata.com.au](http://www.pjdata.com.au)

The Racing Queensland Board (trading as Racing Queensland) and provider are not responsible for the completeness or accuracy of any of the information contained herein, and makes no representations about its suitability for any purpose.

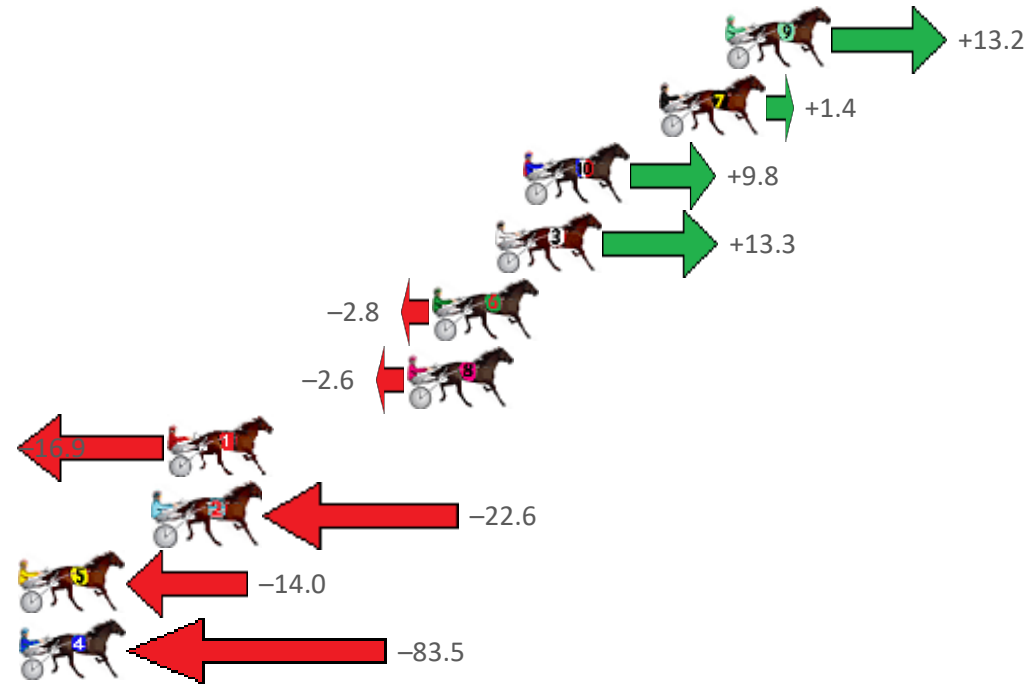
# Albion Park Race 2 Distance 1660m

Monday, 30 November 2020

Gross Time: 2:00.40 MileRate: 1:56.80 LeadTime: 3.50s First Qtr: 27.40s Second Qtr: 30.70s Third Qtr: 29.90s Fourth Qtr: 28.90s

NoHorse	Plc	Margin	Time	800Time (W)	400 Time (W)
9 SHEZALUCKYLADY	1	0.0m	2:00.40	57.84s (1)	28.15s (2)
7 GOALKICKER	2	2.6m	2:00.60	58.70s (1)	28.97s (1)
10 BETTING BARON	3	8.0m	2:01.01	58.08s (1)	28.70s (1)
3 MY ULTIMATE HELL	4	9.1m	2:01.09	57.83s (1)	28.46s (2)
6 THE RAGNBONE MAN	5	11.6m	2:01.28	59.00s (1)	29.32s (1)
8 TRIOLI	6	12.6m	2:01.36	58.99s (0)	29.17s (0)
1 COUNTRY RUN	7	22.1m	2:02.08	60.04s (0)	30.16s (0)
2 STUDLEIGH WILL	8	22.6m	2:02.11	60.45s (0)	30.52s (0)
5 WHATELEY	9	29.2m	2:02.61	59.82s (0)	29.99s (0)
4 MAYWYN TROUBADOU	10	183.5m	2:14.32	64.90s (0)	32.03s (0)

Finish Position and metres gained from 800m



Sectionals  
Powered by

**PJ HARNESS ANALYSER** **NEW**

Learn the power of sectionals

Check us out at [www.pjdata.com.au](http://www.pjdata.com.au)

The Racing Queensland Board (trading as Racing Queensland) and provider are not responsible for the completeness or accuracy of any of the information contained herein, and makes no representations about its suitability for any purpose.

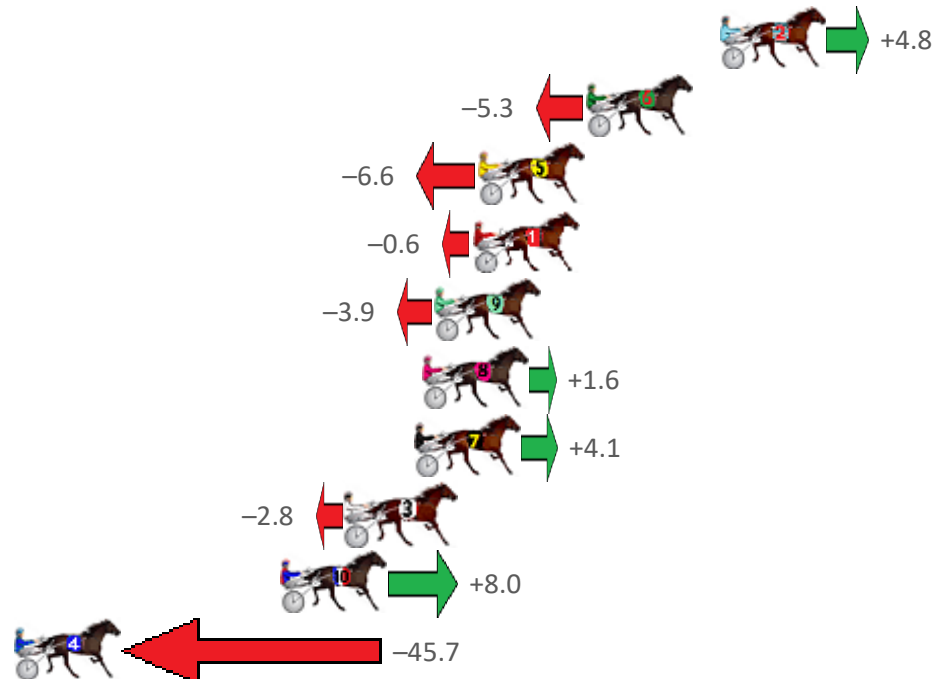
# Albion Park Race 3 Distance 1660m

Monday, 30 November 2020

Gross Time: 2:01.40 MileRate: 1:57.70 LeadTime: 3.40s First Qtr: 28.20s Second Qtr: 32.00s Third Qtr: 29.50s Fourth Qtr: 28.30s

NoHorse	Plc	Margin	Time	800Time (W)	400 Time (W)
2 SIR SEMPER FIDELIS	1	0.0m	2:01.40	57.46s (0)	27.93s (0)
6 FEEL THE THUNDER	2	5.3m	2:01.79	58.18s (0)	28.67s (0)
5 GUTS	3	9.6m	2:02.11	58.27s (1)	28.65s (1)
1 MODERNDAY FALCON	4	9.8m	2:02.13	57.84s (0)	28.29s (0)
9 DONT CALL ME	5	11.3m	2:02.24	58.08s (1)	28.53s (2)
8 RISKY BUZINESS	6	11.8m	2:02.28	57.69s (0)	28.09s (0)
7 SHESFEELINPRECIOUS	7	12.1m	2:02.30	57.51s (1)	28.25s (2)
3 ITS ALL TORQUE	8	14.8m	2:02.50	58.00s (1)	28.44s (1)
10 JOEY LINCOLN	9	17.4m	2:02.69	57.23s (1)	28.26s (2)
4 VILLAGE CRUISER	10	66.3m	2:06.33	61.08s (1)	31.15s (0)

Finish Position and metres gained from 800m



Sectionals  
Powered by

**PJ HARNESS ANALYSER** **NEW**

Learn the power of sectionals

Check us out at [www.pjdata.com.au](http://www.pjdata.com.au)

The Racing Queensland Board (trading as Racing Queensland) and provider are not responsible for the completeness or accuracy of any of the information contained herein, and makes no representations about its suitability for any purpose.

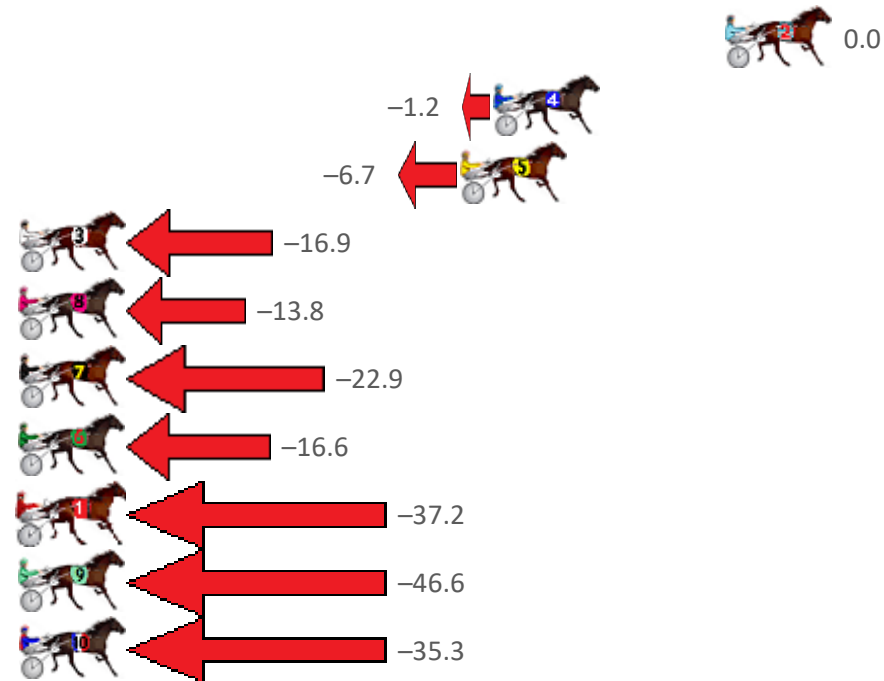
# Albion Park Race 4 Distance 1660m

Monday, 30 November 2020

Gross Time: 2:00.20 MileRate: 1:56.50 LeadTime: 3.80s First Qtr: 28.70s Second Qtr: 32.20s Third Qtr: 28.60s Fourth Qtr: 26.90s

NoHorse	Plc	Margin	Time	800Time (W)	400 Time (W)
2 TARGARYEN	1	0.0m	2:00.20	55.50s (0)	26.90s (0)
4 OUR ULTIMATE HANNA	2	9.2m	2:00.85	55.58s (1)	26.97s (1)
5 RANCHO MAN	3	10.5m	2:00.94	55.96s (1)	27.19s (0)
3 PITTSWORTH MAN	4	29.5m	2:02.29	56.67s (1)	27.90s (1)
8 APACHE WHITESOX	5	30.4m	2:02.35	56.45s (1)	27.98s (2)
7 WAVEDANCER	6	37.1m	2:02.83	57.08s (0)	27.96s (0)
6 JAMES THE JET	7	43.0m	2:03.25	56.65s (1)	28.46s (1)
1 MANY DELIGHTS	8	46.8m	2:03.52	58.07s (0)	28.93s (0)
9 SHESA PEARLA	9	51.4m	2:03.84	58.71s (0)	29.62s (0)
10 CHAMPAGNE REACTOR	10	56.3m	2:04.19	57.94s (1)	29.33s (2)

Finish Position and metres gained from 800m



Sectionals  
Powered by

**PJ HARNESS ANALYSER** **NEW**

Learn the power of sectionals

Check us out at [www.pjdata.com.au](http://www.pjdata.com.au)

The Racing Queensland Board (trading as Racing Queensland) and provider are not responsible for the completeness or accuracy of any of the information contained herein, and makes no representations about its suitability for any purpose.

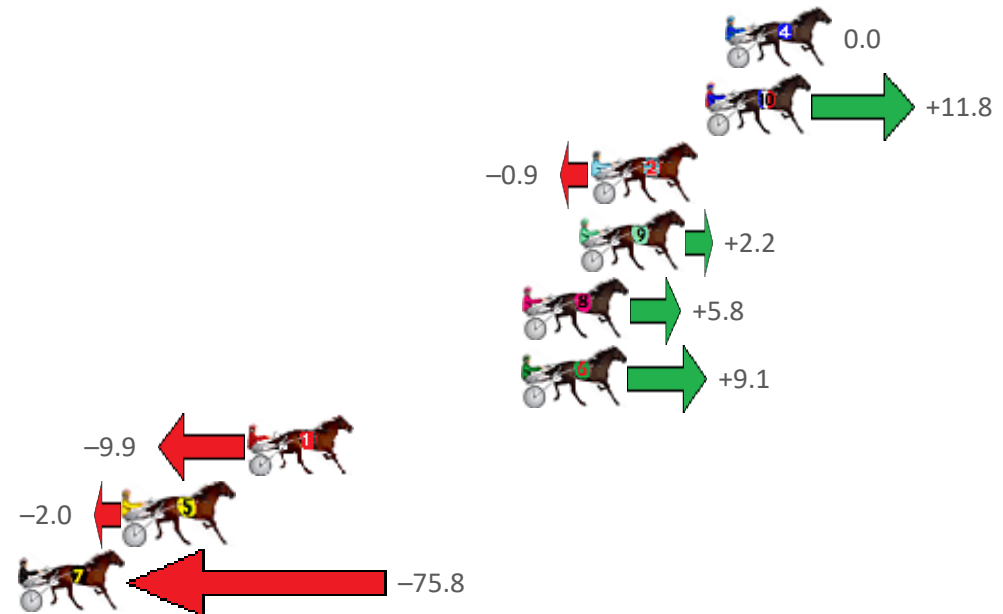
# Albion Park Race 5 Distance 1660m

Monday, 30 November 2020

Gross Time: 1:59.70 MileRate: 1:56.10 LeadTime: 3.40s First Qtr: 27.60s Second Qtr: 30.50s Third Qtr: 28.80s Fourth Qtr: 29.40s

NoHorse	Plc	Margin	Time	800Time (W)	400 Time (W)
4 REGAL NIGHTSHADE	1	0.0m	1:59.70	58.20s (0)	29.40s (0)
10 KETTERING GIRL	2	0.8m	1:59.76	57.35s (1)	29.21s (2)
2 FIRE ME UP	3	5.3m	2:00.11	58.27s (0)	29.45s (0)
9 ALL GOOD WALLY	4	5.8m	2:00.15	58.04s (1)	29.66s (1)
8 ROWDYS ACE	5	8.0m	2:00.32	57.78s (0)	28.83s (0)
6 FEEL THE THRILL	6	8.1m	2:00.32	57.54s (1)	28.72s (2)
1 DOOLITTLE DANDY	7	18.9m	2:01.16	58.92s (0)	30.01s (0)
5 TACTFILLY MAGIC	8	23.8m	2:01.53	58.34s (1)	29.53s (0)
7 HEADWIN	9	79.4m	2:05.82	63.68s (1)	33.80s (1)

Finish Position and metres gained from 800m



Sectionals  
Powered by

**PJ HARNESS ANALYSER** **NEW**

Learn the power of sectionals

Check us out at [www.pjdata.com.au](http://www.pjdata.com.au)

The Racing Queensland Board (trading as Racing Queensland) and provider are not responsible for the completeness or accuracy of any of the information contained herein, and makes no representations about its suitability for any purpose.

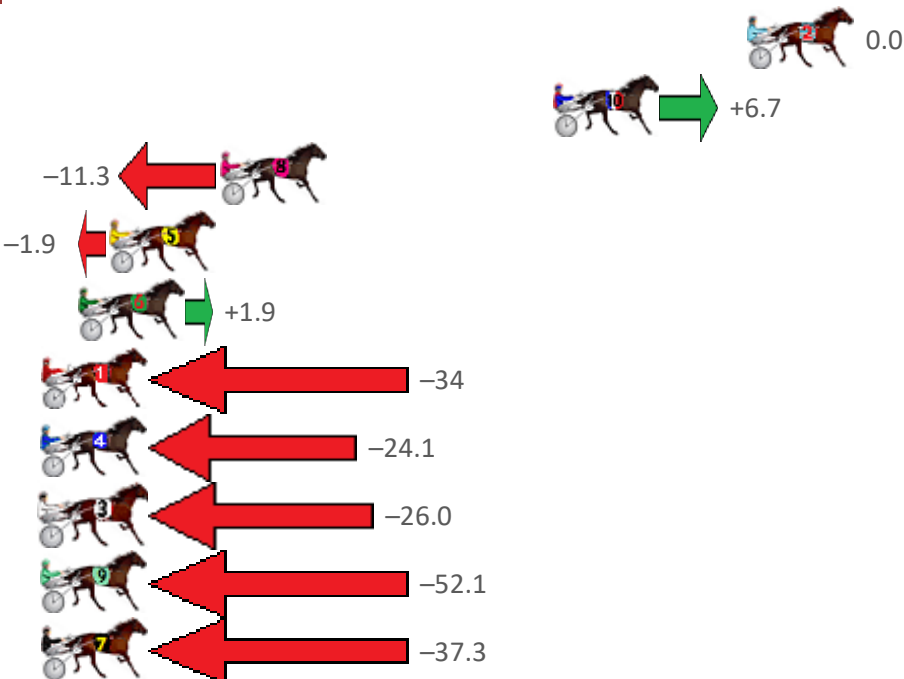
# Albion Park Race 6 Distance 1660m

Monday, 30 November 2020

Gross Time: 1:58.00 MileRate: 1:54.40 LeadTime: 3.30s First Qtr: 27.20s Second Qtr: 30.20s Third Qtr: 27.20s Fourth Qtr: 30.10s

NoHorse	Plc	Margin	Time	800Time (W)	400 Time (W)
2 LITTLELIONELJAMES	1	0.0m	1:58.00	57.30s (0)	30.10s (0)
10 MATAU JESS	2	7.7m	1:58.61	56.82s (1)	29.21s (2)
8 TORQUE IS MY GIRL	3	20.9m	1:59.65	58.10s (0)	30.18s (1)
5 GWENDALION	4	25.3m	1:59.99	57.44s (1)	28.85s (1)
6 ARTS PEREGRINE	5	26.5m	2:00.09	57.16s (1)	28.55s (1)
1 OUR ULTIMATE VICKI	6	38.0m	2:01.00	59.66s (0)	31.70s (0)
4 LIFEINHEAVEN	7	40.1m	2:01.16	59.02s (0)	30.24s (0)
3 ALL GOOD	8	44.8m	2:01.53	59.15s (1)	30.73s (1)
9 DEADLY ROCKER	9	62.1m	2:02.90	61.01s (1)	32.28s (0)
7 SIXPENNY RED	10	92.3m	2:05.28	59.96s (0)	31.77s (0)

Finish Position and metres gained from 800m



Sectionals  
Powered by

**PJ HARNESS ANALYSER** **NEW**  
Learn the power of sectionals  
Check us out at [www.pjdata.com.au](http://www.pjdata.com.au)

The Racing Queensland Board (trading as Racing Queensland) and provider are not responsible for the completeness or accuracy of any of the information contained herein, and makes no representations about its suitability for any purpose.

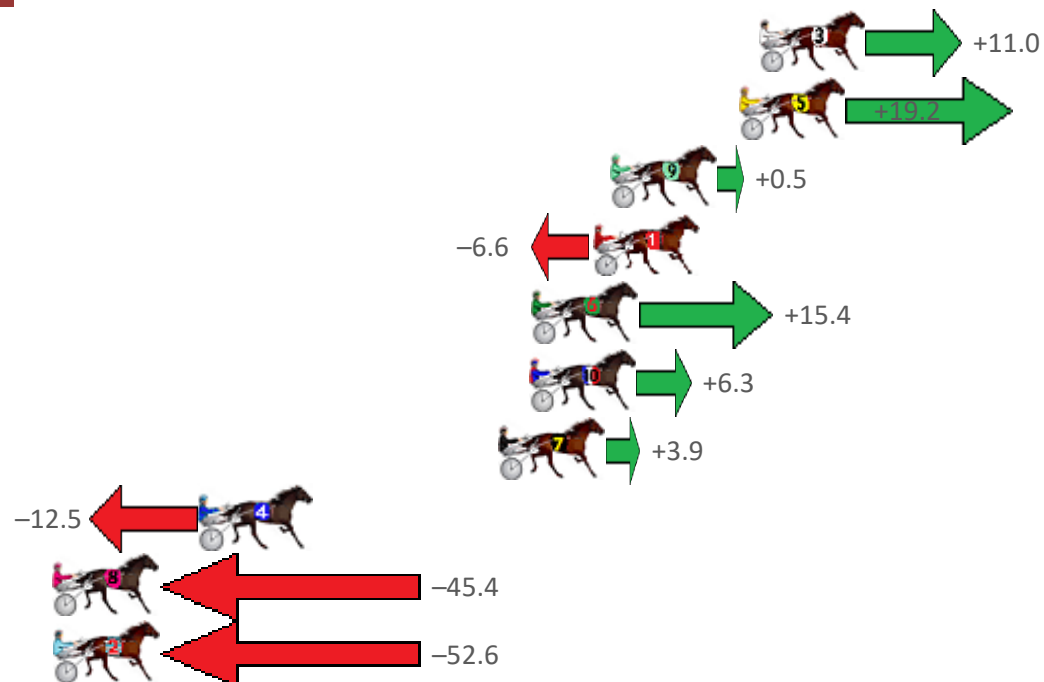
# Albion Park Race 7 Distance 1660m

Monday, 30 November 2020

Gross Time: 2:00.10 MileRate: 1:56.40 LeadTime: 3.40s First Qtr: 27.90s Second Qtr: 31.20s Third Qtr: 28.40s Fourth Qtr: 29.20s

NoHorse	Plc	Margin	Time	800Time (W)	400 Time (W)
3 ADRENALINE RUSH	1	0.0m	2:00.10	56.81s (1)	28.60s (1)
5 TRUNKEY DIGGER	2	0.8m	2:00.16	56.23s (1)	28.50s (2)
9 WEEDONS EXPRESS	3	5.9m	2:00.55	57.56s (1)	29.28s (2)
1 STUDLEIGH STRIDE	4	6.6m	2:00.61	58.07s (0)	29.68s (0)
6 JUSTA DALE	5	9.0m	2:00.79	56.50s (1)	28.81s (3)
10 GASMONKEY	6	9.1m	2:00.80	57.15s (1)	29.45s (3)
7 ILLAWONG DREAMTIM	7	10.3m	2:00.89	57.32s (0)	28.97s (1)
4 CALL ME TRISH	8	22.1m	2:01.79	58.49s (0)	30.03s (0)
8 KEAYANG SPONGE BOB	9	49.6m	2:03.90	60.85s (0)	32.41s (0)
2 HOT EMBERS	10	54.6m	2:04.28	61.37s (1)	33.13s (1)

Finish Position and metres gained from 800m



Sectionals  
Powered by

**PJ HARNESS ANALYSER** **NEW**

Learn the power of sectionals

Check us out at [www.pjdata.com.au](http://www.pjdata.com.au)

The Racing Queensland Board (trading as Racing Queensland) and provider are not responsible for the completeness or accuracy of any of the information contained herein, and makes no representations about its suitability for any purpose.

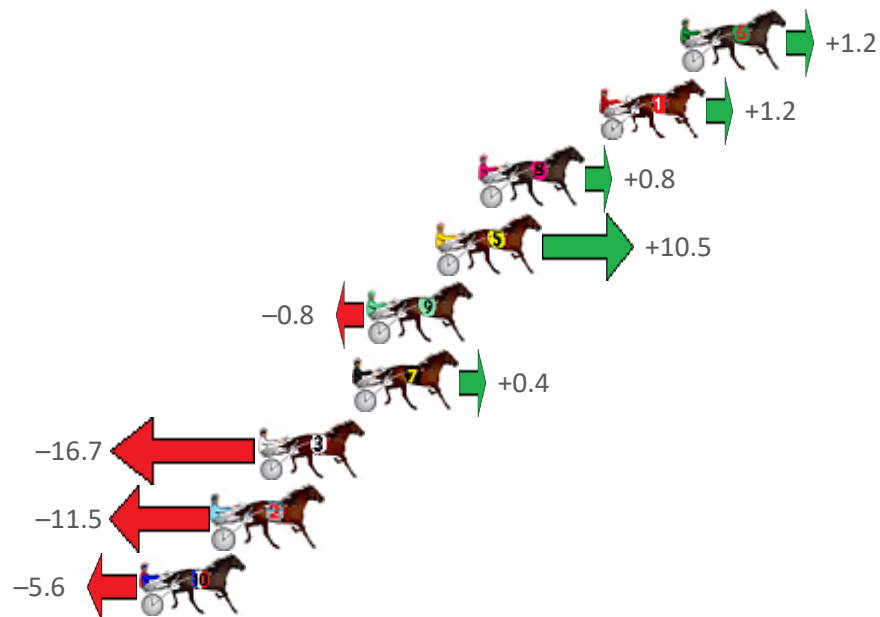
# Albion Park Race 8 Distance 1660m

Monday, 30 November 2020

Gross Time: 1:57.60 MileRate: 1:54.00 LeadTime: 3.30s First Qtr: 27.10s Second Qtr: 29.90s Third Qtr: 27.80s Fourth Qtr: 29.50s

No	Horse	Plc	Margin	Time	800Time (W)	400 Time (W)
6	KEY LARGO	1	0.0m	1:57.60	57.21s (1)	29.50s (1)
1	JOANNIES GIRL	2	3.2m	1:57.85	57.21s (0)	29.40s (1)
8	COMPLY OR DIE	3	8.0m	1:58.22	57.24s (0)	29.38s (1)
5	OYSTER STRIDE	4	9.7m	1:58.35	56.55s (1)	28.55s (0)
9	EL GRAN SENOR	5	12.4m	1:58.56	57.36s (1)	29.32s (2)
7	INTRANSIT	6	13.0m	1:58.61	57.27s (0)	29.50s (0)
3	ROCKN BRUSHGROVE	7	16.7m	1:58.89	58.49s (0)	30.55s (0)
2	MARK DENNIS	8	18.5m	1:59.03	58.12s (1)	29.67s (1)
10	IDEAL SITUATION	9	21.4m	1:59.26	57.70s (1)	29.65s (2)

Finish Position and metres gained from 800m



Sectionals  
Powered by

**PJ HARNES ANALYSER** **NEW**

Learn the power of sectionals

Check us out at [www.pjdata.com.au](http://www.pjdata.com.au)

The Racing Queensland Board (trading as Racing Queensland) and provider are not responsible for the completeness or accuracy of any of the information contained herein, and makes no representations about its suitability for any purpose.