

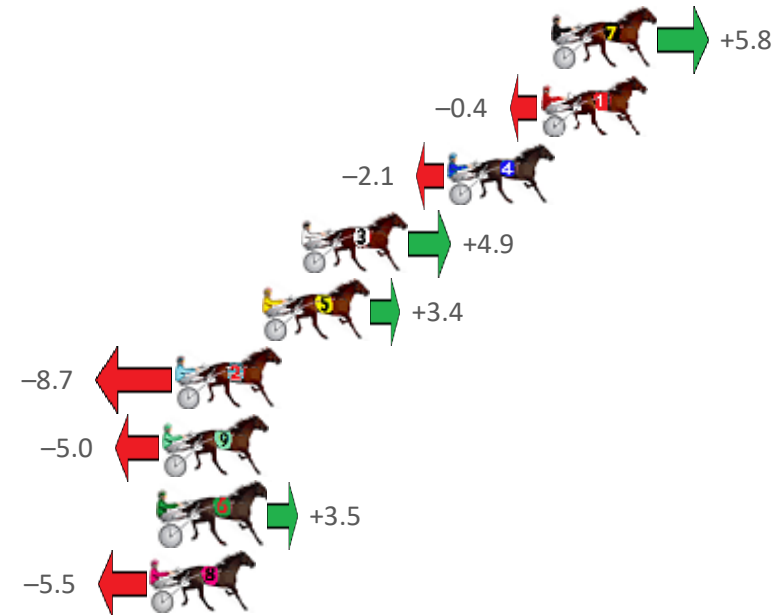
# Redcliffe Race 1 Distance 2040m

Wednesday, 9 December 2020

Gross Time: 2:29.00 MileRate: 1:57.60 LeadTime: 30.70s First Qtr: 30.10s Second Qtr: 29.70s Third Qtr: 29.40s Fourth Qtr: 29.10s

NoHorse	Plc	Margin	Time	800Time (W)	400 Time (W)
7 TUAPEKA LIGHT	1	0.0m	2:29.00	58.08s (0)	28.74s (0)
1 HIGHVIEW FREDDY	2	0.4m	2:29.03	58.53s (0)	29.13s (0)
4 BREACH THE BEACH	3	4.1m	2:29.31	58.65s (1)	29.18s (1)
3 RNR WINDERMERE	4	9.9m	2:29.76	58.14s (0)	28.99s (1)
5 JUST JOSHIN	5	11.4m	2:29.87	58.25s (1)	29.07s (2)
2 BURMACH	6	14.9m	2:30.14	59.13s (1)	29.69s (2)
9 SABREUR	7	15.4m	2:30.18	58.86s (0)	29.45s (0)
6 ARBIT MAJOR	8	15.5m	2:30.18	58.25s (1)	29.05s (2)
8 BET IM SPECIAL	9	15.9m	2:30.21	58.90s (1)	29.73s (3)

Finish Position and metres gained from 800m



Sectionals  
Powered by

**PJ HARNESS ANALYSER** **NEW**

Learn the power of sectionals

Check us out at [www.pjdata.com.au](http://www.pjdata.com.au)

The Racing Queensland Board (trading as Racing Queensland) and provider are not responsible for the completeness or accuracy of any of the information contained herein, and makes no representations about its suitability for any purpose.

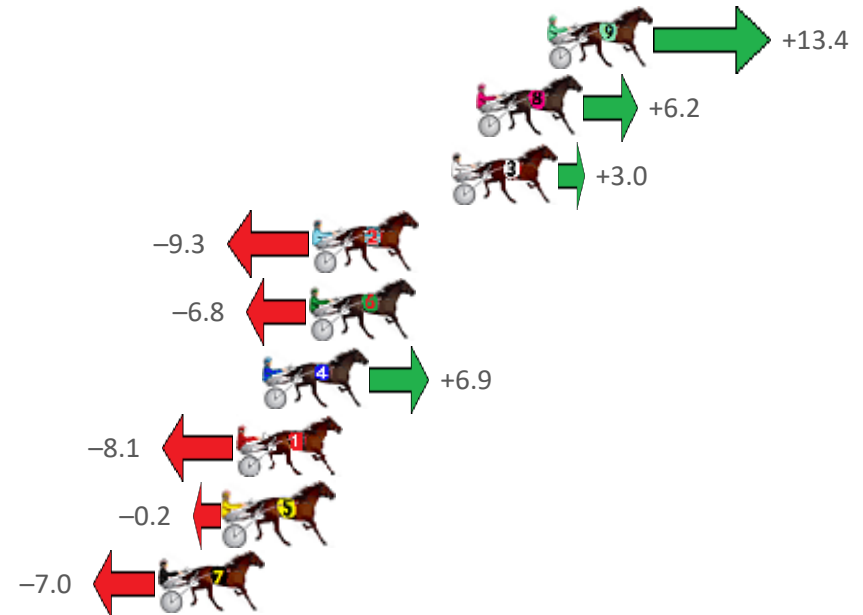
# Redcliffe Race 2 Distance 2040m

Wednesday, 9 December 2020

Gross Time: 2:34.80 MileRate: 2:02.10 LeadTime: 32.40s First Qtr: 32.20s Second Qtr: 32.20s Third Qtr: 29.20s Fourth Qtr: 28.80s

NoHorse	Plc	Margin	Time	800Time (W)	400 Time (W)
9 ONE OFF	1	0.0m	2:34.80	57.03s (2)	28.26s (2)
8 MIZZADELE	2	2.8m	2:35.01	57.55s (2)	28.79s (2)
3 SLINGSHOT	3	3.8m	2:35.09	57.78s (1)	28.69s (1)
2 NOLONGA YOUR CHOIC	4	9.3m	2:35.50	58.67s (0)	29.47s (0)
6 FIRST FLEETER	5	9.4m	2:35.51	58.49s (1)	29.37s (1)
4 CAMROLLER	6	11.3m	2:35.65	57.50s (2)	28.72s (2)
1 SWORD AND SHIELD	7	12.3m	2:35.73	58.58s (0)	29.34s (0)
5 BALLATOR THOR	8	12.8m	2:35.77	58.01s (0)	29.00s (1)
7 KEAYANG SPONGE BOB	9	15.4m	2:35.96	58.50s (0)	29.23s (0)

Finish Position and metres gained from 800m



Sectionals  
Powered by

**PJ HARNESS ANALYSER** **NEW**

Learn the power of sectionals

Check us out at [www.pjdata.com.au](http://www.pjdata.com.au)

The Racing Queensland Board (trading as Racing Queensland) and provider are not responsible for the completeness or accuracy of any of the information contained herein, and makes no representations about its suitability for any purpose.

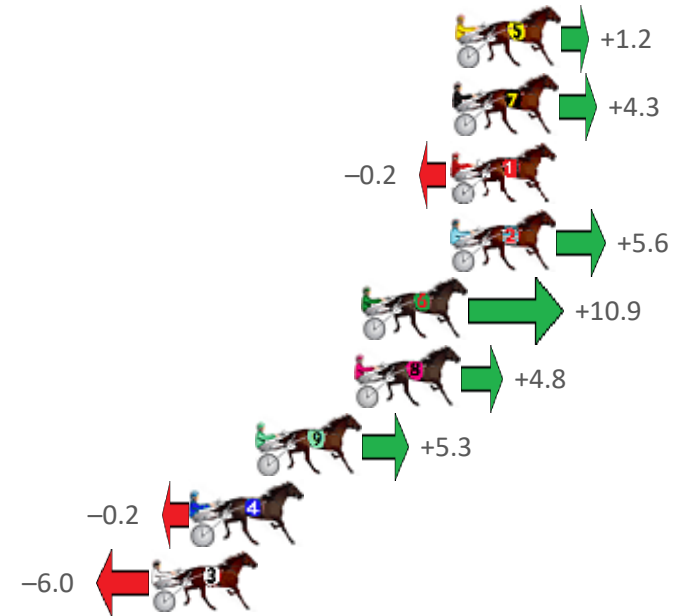
# Redcliffe Race 3 Distance 1780m

Wednesday, 9 December 2020

Gross Time: 2:12.80    MileRate: 2:00.10    LeadTime: 11.40s    First Qtr: 30.10s    Second Qtr: 32.90s    Third Qtr: 29.70s    Fourth Qtr: 28.70s

NoHorse	Plc	Margin	Time	800Time (W)	400 Time (W)
5 NIKALONG HENRY	1	0.0m	2:12.80	58.31s (1)	28.63s (1)
7 MISTER FINNIGAN	2	0.1m	2:12.81	58.09s (0)	28.38s (0)
1 MAYWYNS JEWEL	3	0.2m	2:12.82	58.41s (0)	28.71s (0)
2 JOVIAL JULIE	3	0.2m	2:12.82	57.99s (2)	28.59s (2)
6 LETS GO BETTER	5	3.7m	2:13.08	57.61s (1)	28.22s (1)
8 BUSTN FEELZ GOOD	6	4.0m	2:13.10	58.05s (0)	28.31s (0)
9 SO BOBS YOUR UNCLE	7	7.9m	2:13.40	58.02s (0)	28.28s (0)
4 HADLEY	8	10.4m	2:13.58	58.41s (1)	28.97s (2)
3 MISS KESHA	9	12.0m	2:13.70	58.84s (1)	29.14s (1)

Finish Position and metres gained from 800m



Sectionals  
Powered by

**PJ HARNESS ANALYSER** **NEW**

Learn the power of sectionals

Check us out at [www.pjdata.com.au](http://www.pjdata.com.au)

The Racing Queensland Board (trading as Racing Queensland) and provider are not responsible for the completeness or accuracy of any of the information contained herein, and makes no representations about its suitability for any purpose.

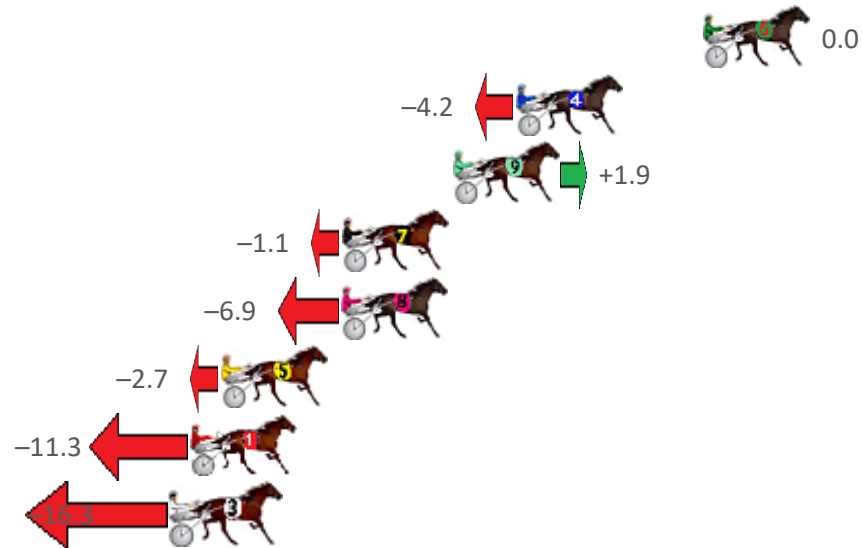
# Redcliffe Race 4 Distance 2040m

Wednesday, 9 December 2020

Gross Time: 2:33.60 MileRate: 2:01.10 LeadTime: 32.40s First Qtr: 30.90s Second Qtr: 31.80s Third Qtr: 29.90s Fourth Qtr: 28.60s

No	Horse	Plc	Margin	Time	800Time (W)	400 Time (W)
6	DENNINGTON HEIGHTS	1	0.0m	2:33.60	58.50s (0)	28.60s (0)
4	DEVOUGED	2	7.4m	2:34.16	58.81s (1)	28.93s (1)
9	GWENDALION	3	9.9m	2:34.34	58.36s (1)	28.78s (1)
7	BUKTHSYSTEM	4	14.3m	2:34.67	58.58s (0)	28.71s (2)
8	LIVING GRAND	5	14.3m	2:34.67	59.00s (1)	29.39s (2)
5	TORQUE IS MY GIRL	6	19.1m	2:35.03	58.70s (1)	29.40s (2)
1	BETTING BARON	7	20.3m	2:35.12	59.32s (0)	29.25s (0)
3	OUR LITTLE GIRL	8	21.1m	2:35.18	59.69s (0)	29.65s (0)

Finish Position and metres gained from 800m



Sectionals  
Powered by

**PJ HARNES ANALYSER** **NEW**

Learn the power of sectionals

Check us out at [www.pjdata.com.au](http://www.pjdata.com.au)

The Racing Queensland Board (trading as Racing Queensland) and provider are not responsible for the completeness or accuracy of any of the information contained herein, and makes no representations about its suitability for any purpose.

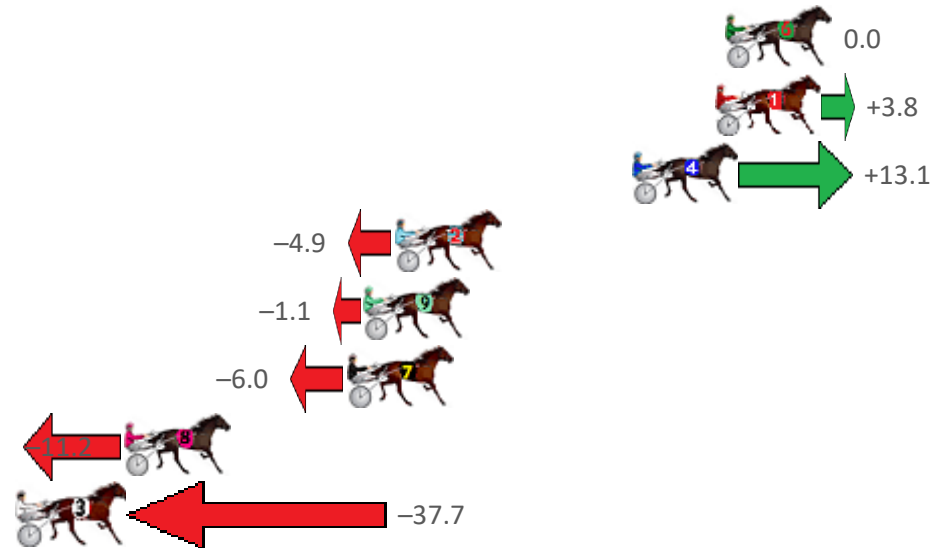
# Redcliffe Race 5 Distance 1780m

Wednesday, 9 December 2020

Gross Time: 2:12.20 MileRate: 1:59.50 LeadTime: 11.40s First Qtr: 29.60s Second Qtr: 30.60s Third Qtr: 30.50s Fourth Qtr: 30.10s

No	Horse	Plc	Margin	Time	800Time (W)	400 Time (W)
6	ABERCROMBIE TAB	1	0.0m	2:12.20	60.60s (0)	30.10s (0)
1	DUKE	2	0.4m	2:12.23	60.31s (0)	29.80s (0)
4	CANNAN	3	3.7m	2:12.49	59.61s (1)	30.14s (2)
2	TORQUE TO THE MAX	4	13.1m	2:13.23	60.97s (1)	30.35s (2)
9	GHOST GUM	5	14.3m	2:13.33	60.68s (0)	30.18s (1)
7	SHESA PEARLA	6	15.0m	2:13.38	61.05s (0)	30.46s (0)
8	TRACES OF TARA	7	23.8m	2:14.08	61.44s (1)	30.83s (2)
3	CARIBBEAN ROCKET	8	41.7m	2:15.49	63.44s (1)	32.65s (1)

Finish Position and metres gained from 800m



Sectionals  
Powered by

**PJ HARNES ANALYSER** **NEW**

Learn the power of sectionals

Check us out at [www.pjdata.com.au](http://www.pjdata.com.au)

The Racing Queensland Board (trading as Racing Queensland) and provider are not responsible for the completeness or accuracy of any of the information contained herein, and makes no representations about its suitability for any purpose.

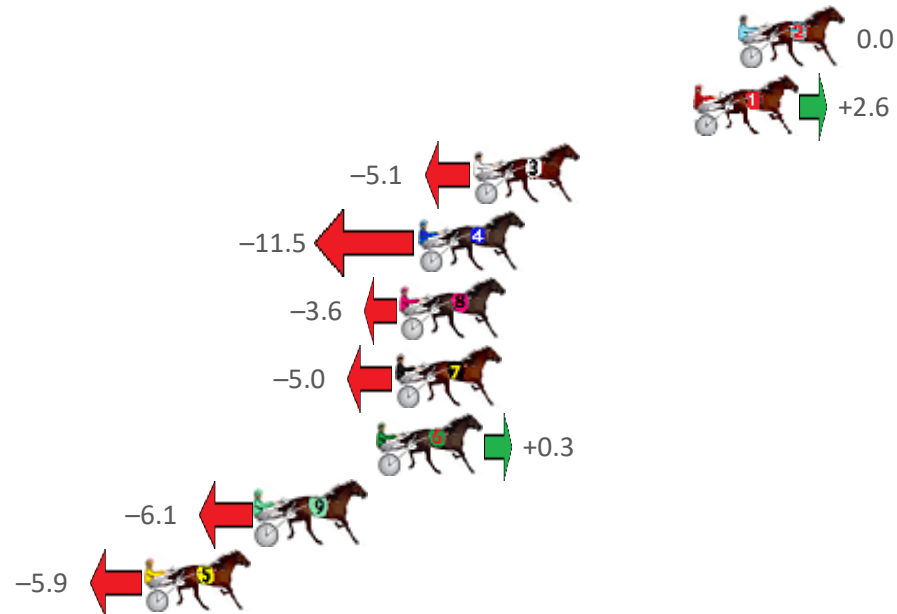
# Redcliffe Race 6 Distance 1780m

Wednesday, 9 December 2020

Gross Time: 2:13.80 MileRate: 2:00.90 LeadTime: 11.50s First Qtr: 31.50s Second Qtr: 32.50s Third Qtr: 30.10s Fourth Qtr: 28.20s

NoHorse	Plc	Margin	Time	800Time (W)	400 Time (W)
2 MY ULTIMATE LOUIE	1	0.0m	2:13.80	58.30s (0)	28.20s (0)
1 MY ULTIMATE HESTON	2	1.8m	2:13.93	58.11s (0)	28.02s (0)
3 WHATTA GOOD REASO	3	10.5m	2:14.58	58.67s (1)	28.60s (2)
4 GRETELS GIRL	4	12.7m	2:14.74	59.13s (1)	28.87s (1)
8 MONTANA FLASH	5	13.4m	2:14.79	58.56s (1)	28.49s (2)
7 MY CHINA DOLL	6	13.6m	2:14.81	58.66s (0)	28.51s (0)
6 FAST TRACKER	7	14.3m	2:14.86	58.28s (1)	28.15s (1)
9 ESTARDAY	8	19.1m	2:15.22	58.74s (0)	28.59s (0)
5 AURORA ROSE	9	23.5m	2:15.54	58.73s (0)	28.53s (0)

Finish Position and metres gained from 800m



Sectionals  
Powered by

**PJ HARNES ANALYSER** **NEW**

Learn the power of sectionals

Check us out at [www.pjdata.com.au](http://www.pjdata.com.au)

The Racing Queensland Board (trading as Racing Queensland) and provider are not responsible for the completeness or accuracy of any of the information contained herein, and makes no representations about its suitability for any purpose.

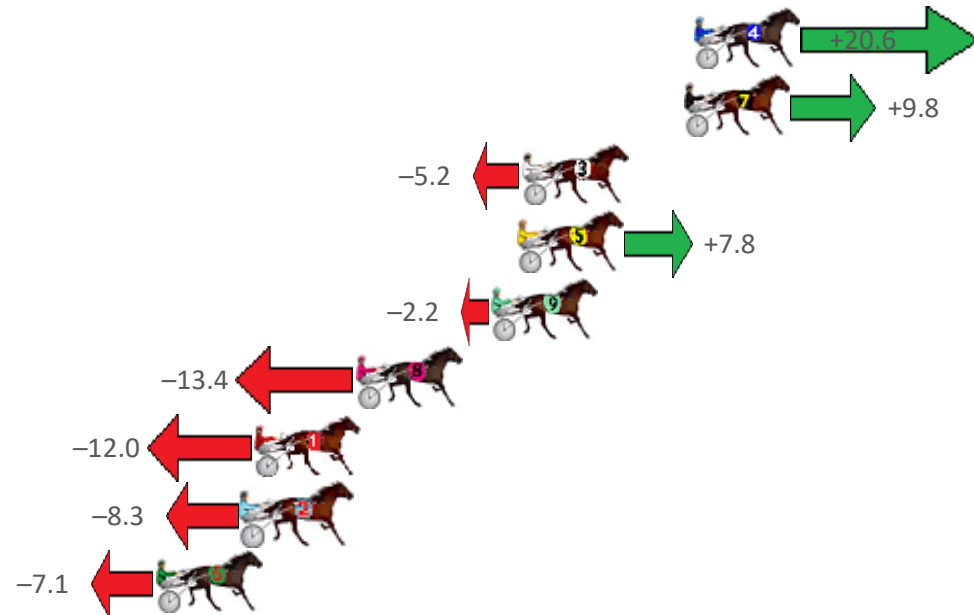
# Redcliffe Race 7 Distance 2040m

Wednesday, 9 December 2020

Gross Time: 2:32.10 MileRate: 2:00.00 LeadTime: 31.90s First Qtr: 29.90s Second Qtr: 30.50s Third Qtr: 29.50s Fourth Qtr: 30.30s

NoHorse	Plc	Margin	Time	800Time (W)	400 Time (W)
4 VOODOO FELLA	1	0.0m	2:32.10	58.27s (1)	29.56s (2)
7 ROUSEY	2	0.4m	2:32.13	59.07s (1)	30.33s (2)
3 OUR ULTIMATE HANNA	3	6.8m	2:32.64	60.19s (1)	30.68s (1)
5 TAJIE BABY	4	7.0m	2:32.66	59.22s (1)	30.44s (3)
9 SUBTLE ADVICE	5	8.0m	2:32.73	59.96s (1)	30.54s (2)
8 ARMA AUGUSTUS	6	13.4m	2:33.16	60.80s (0)	31.04s (0)
1 NESTERS HILL	7	17.4m	2:33.48	60.69s (0)	30.93s (0)
2 TOO GOOD FOR YOU	8	17.9m	2:33.52	60.42s (0)	30.61s (0)
6 MUCHO GUAPA	9	21.3m	2:33.79	60.33s (0)	31.05s (1)

Finish Position and metres gained from 800m



Sectionals  
Powered by

**PJ HARNESS ANALYSER** **NEW**

Learn the power of sectionals

Check us out at [www.pjdata.com.au](http://www.pjdata.com.au)

The Racing Queensland Board (trading as Racing Queensland) and provider are not responsible for the completeness or accuracy of any of the information contained herein, and makes no representations about its suitability for any purpose.

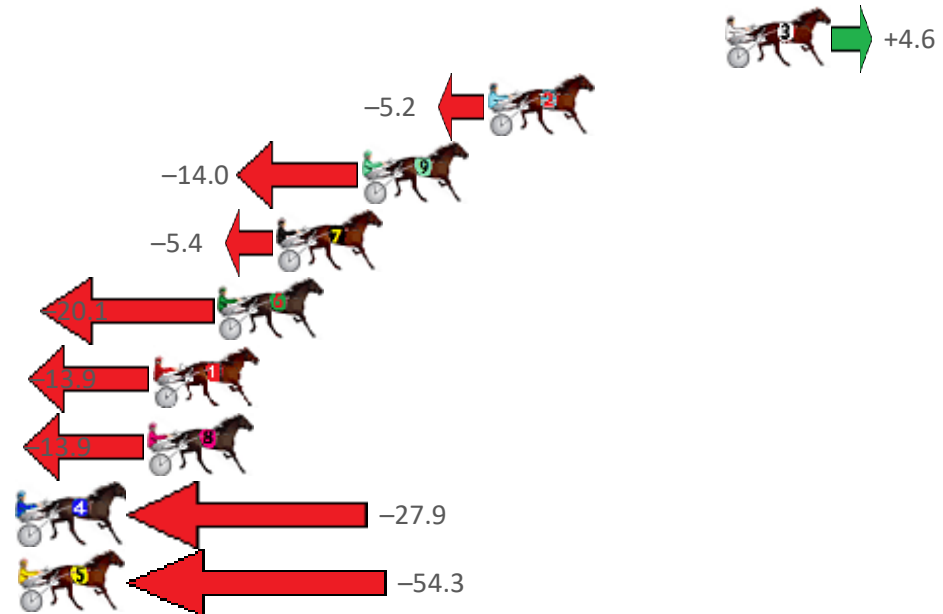
# Redcliffe Race 8 Distance 1780m

Wednesday, 9 December 2020

Gross Time: 2:14.80 MileRate: 2:01.80 LeadTime: 11.50s First Qtr: 31.60s Second Qtr: 32.10s Third Qtr: 29.50s Fourth Qtr: 30.10s

No	Horse	Plc	Margin	Time	800Time (W)	400 Time (W)
3	COULDNTMISAFALCON	1	0.0m	2:14.80	59.26s (1)	30.06s (2)
2	BRISKET	2	9.4m	2:15.54	59.99s (0)	30.44s (0)
9	POPEYE RUSSELL	3	14.4m	2:15.94	60.64s (1)	31.18s (1)
7	JOY TO ALL	4	17.8m	2:16.20	60.00s (2)	30.71s (1)
6	SHESEFEELINSPECIAL	5	20.1m	2:16.38	61.09s (0)	31.56s (0)
1	CARIBBEAN BABY	6	22.7m	2:16.59	60.63s (0)	31.04s (0)
8	LAKER	7	22.9m	2:16.61	60.63s (1)	31.44s (1)
4	HURRIKANE KING	8	42.3m	2:18.13	61.67s (0)	31.84s (0)
5	RINNY TINTIN	9	73.7m	2:20.61	63.62s (0)	33.53s (0)

Finish Position and metres gained from 800m



Sectionals  
Powered by

**PJ HARNES ANALYSER** **NEW**

Learn the power of sectionals

Check us out at [www.pjdata.com.au](http://www.pjdata.com.au)

The Racing Queensland Board (trading as Racing Queensland) and provider are not responsible for the completeness or accuracy of any of the information contained herein, and makes no representations about its suitability for any purpose.



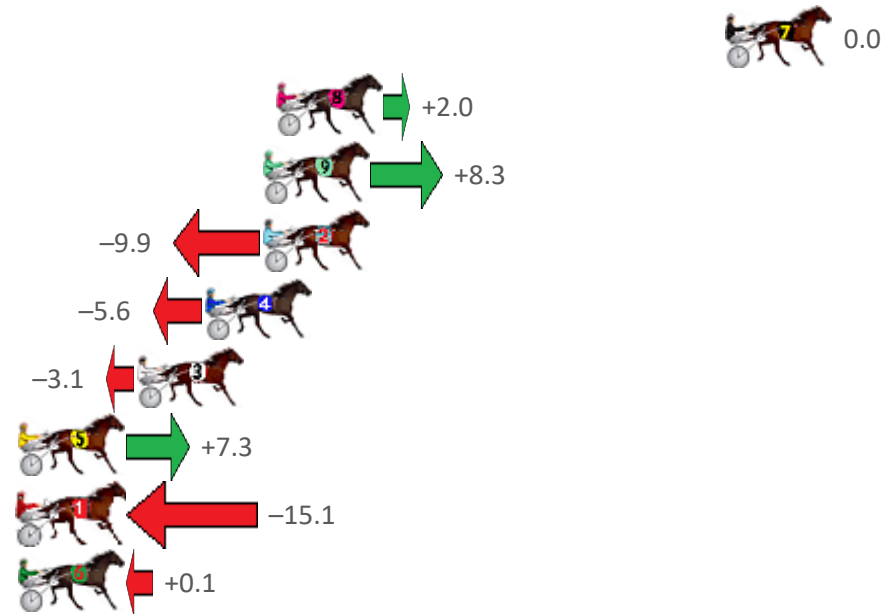
# Redcliffe Race 9 Distance 1780m

Wednesday, 9 December 2020

Gross Time: 2:12.30 MileRate: 1:59.60 LeadTime: 11.40s First Qtr: 31.20s Second Qtr: 28.80s Third Qtr: 29.30s Fourth Qtr: 31.60s

NoHorse	Plc	Margin	Time	800Time (W)	400 Time (W)
7 GINA TARANTELLA	1	0.0m	2:12.30	60.90s (0)	31.60s (0)
8 THANKHEAVNFORGIRLS	2	17.8m	2:13.77	60.75s (0)	31.30s (0)
9 MAKINMEFEELGOOD	3	18.3m	2:13.81	60.27s (1)	30.89s (1)
2 FORTYFIVE ROCK	4	18.3m	2:13.81	61.65s (0)	32.30s (0)
4 CLARES FOOL	5	20.6m	2:14.00	61.32s (1)	31.87s (1)
3 KID CALVERT	6	23.3m	2:14.22	61.13s (1)	31.65s (1)
5 WEASEL	7	28.7m	2:14.67	60.35s (0)	31.51s (0)
1 POSER	8	30.1m	2:14.79	62.04s (0)	32.63s (0)
6 WHATA REACTOR	9	31.9m	2:14.93	60.89s (1)	31.83s (2)

Finish Position and metres gained from 800m



Sectionals  
Powered by

**PJ HARNESS ANALYSER** **NEW**

Learn the power of sectionals

Check us out at [www.pjdata.com.au](http://www.pjdata.com.au)

The Racing Queensland Board (trading as Racing Queensland) and provider are not responsible for the completeness or accuracy of any of the information contained herein, and makes no representations about its suitability for any purpose.