

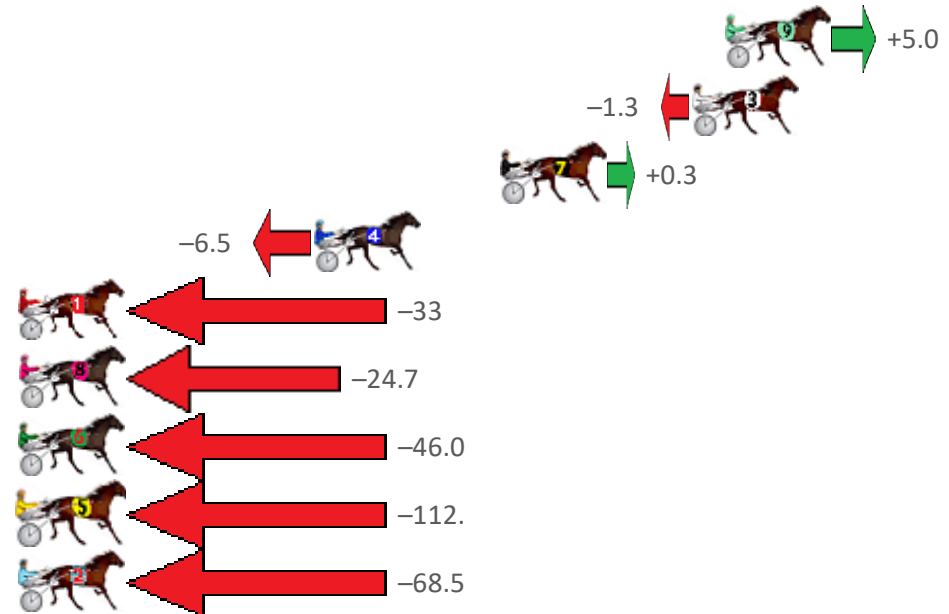
Albion Park Race 1 Distance 2138m

Friday, 11 December 2020

Gross Time: 2:45.80 MileRate: 2:03.00 LeadTime: 44.20s First Qtr: 31.00s Second Qtr: 31.50s Third Qtr: 29.70s Fourth Qtr: 29.40s

NoHorse	Plc	Margin	Time	800Time (W)	400 Time (W)
9 ALADDIN SANE	1	0.0m	2:45.80	58.73s (1)	29.28s (1)
3 KAPAI	2	1.3m	2:45.90	59.20s (0)	29.50s (0)
7 ORLANDO JOLT	3	8.9m	2:46.49	59.08s (1)	29.60s (1)
4 YOU REALLY GOT ME	4	16.3m	2:47.06	59.58s (0)	29.70s (0)
1 TOUCHE DE FLING	5	36.3m	2:48.60	61.46s (0)	31.64s (0)
8 ONE MUSCLE HILL	6	39.7m	2:48.86	60.91s (1)	31.07s (1)
6 WHATABOYZ	7	126.0m	2:55.51	62.48s (0)	31.30s (0)
5 KYVALLEY TINMAN	8	127.1m	2:55.60	67.36s (0)	34.30s (0)
2 COME AT ME	9	168.5m	2:58.79	64.13s (0)	32.21s (0)

Finish Position and metres gained from 800m



Sectionals
Powered by

PJ HARNESS ANALYSER **NEW**

Learn the power of sectionals

Check us out at www.pjdata.com.au

The Racing Queensland Board (trading as Racing Queensland) and provider are not responsible for the completeness or accuracy of any of the information contained herein, and makes no representations about its suitability for any purpose.

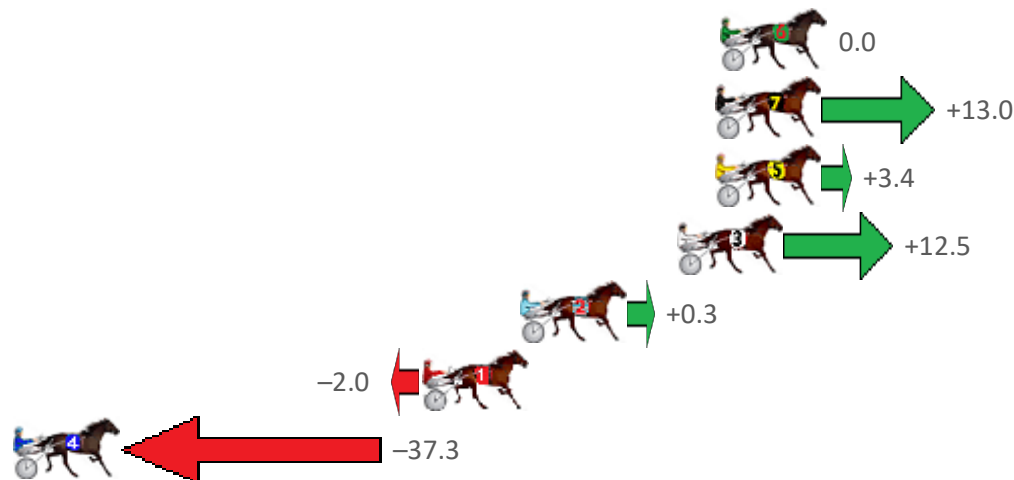
Albion Park Race 2 Distance 2138m

Friday, 11 December 2020

Gross Time: 2:42.70 MileRate: 2:02.50 LeadTime: 42.10s First Qtr: 31.40s Second Qtr: 30.70s Third Qtr: 29.10s Fourth Qtr: 29.40s

NoHorse	Plc	Margin	Time	800Time (W)	400 Time (W)
6 TORFINO MIST	1	0.0m	2:42.70	58.50s (0)	29.40s (0)
7 SKYLINE	2	0.2m	2:42.72	57.55s (1)	28.46s (2)
5 JEDDY R YA READY	3	0.2m	2:42.72	58.25s (1)	29.08s (0)
3 REDRIVERDEBBA	4	1.7m	2:42.83	57.59s (0)	28.27s (1)
2 AVEROSS DON	5	7.9m	2:43.31	58.48s (1)	29.32s (1)
1 JETER	6	11.8m	2:43.61	58.65s (0)	29.21s (0)
4 IVANOV	7	42.7m	2:45.99	61.21s (0)	31.79s (0)

Finish Position and metres gained from 800m



Sectionals
Powered by

PJ HARNES ANALYSER **NEW**

Learn the power of sectionals

Check us out at www.pjdata.com.au


The Racing Queensland Board (trading as Racing Queensland) and provider are not responsible for the completeness or accuracy of any of the information contained herein, and makes no representations about its suitability for any purpose.

Albion Park Race 3 Distance 1660m

Friday, 11 December 2020

Gross Time: 1:59.10 MileRate: 1:55.40 LeadTime: 3.40s First Qtr: 27.90s Second Qtr: 29.90s Third Qtr: 28.10s Fourth Qtr: 29.80s

NoHorse	Plc	Margin	Time	800Time (W)	400 Time (W)
6 ROLL WITH ROCKY	1	0.0m	1:59.10	56.82s (1)	29.80s (3)
7 ROYAL OBSESSION	2	3.0m	1:59.33	57.38s (1)	29.90s (2)
1 MAFFIOSO GIRL	3	5.4m	1:59.52	57.99s (0)	29.68s (0)
5 FEARLESS FAITH	4	6.7m	1:59.62	58.38s (0)	30.24s (0)
3 DONNY JONES	5	10.8m	1:59.94	58.07s (0)	29.99s (1)
2 OUR BUSCEMI	6	11.1m	1:59.97	57.72s (0)	29.44s (0)
4 CHRISTIAN SHANNON	7	13.2m	2:00.13	58.50s (1)	30.78s (1)



Sectionals
Powered by

PJ HARNESS ANALYSER **NEW**

Learn the power of sectionals











Check us out at www.pjdata.com.au

The Racing Queensland Board (trading as Racing Queensland) and provider are not responsible for the completeness or accuracy of any of the information contained herein, and makes no representations about its suitability for any purpose.

Albion Park Race 4 Distance 1660m

Friday, 11 December 2020

Gross Time: 2:00.10 MileRate: 1:56.40 LeadTime: 3.40s First Qtr: 28.90s Second Qtr: 31.60s Third Qtr: 28.50s Fourth Qtr: 27.70s

NoHorse	Plc	Margin	Time	800Time (W)	400 Time (W)		Finish Position and metres gained from 800m
4 TARGARYEN	1	0.0m	2:00.10	56.20s (0)	27.70s (0)		 0.0
2 RANCHO MAN	2	10.2m	2:00.84	56.62s (0)	28.11s (0)		 -6.0
10 GOSLING IN FLIGHT	3	18.5m	2:01.45	56.39s (1)	28.05s (2)		 -2.7
8 ROCK THE HOUSE	4	21.8m	2:01.69	56.83s (0)	28.28s (0)		 -9.0
9 GUTS	5	22.5m	2:01.74	56.98s (1)	28.33s (1)		 -11.1
6 GOALKICKER	6	22.7m	2:01.75	57.58s (1)	29.04s (1)		 -12.7
1 SHEZ GOT BLING	7	23.3m	2:01.80	57.24s (0)	28.67s (0)		 -14.9
3 A ROCKNROLL LEGACY	8	23.8m	2:01.83	57.36s (1)	28.71s (1)		 -16.6
7 BLUE SHARD	9	27.1m	2:02.07	56.88s (0)	28.29s (0)		 -9.7
5 JUST ONE GOOD ONE	10	33.9m	2:02.57	57.14s (1)	28.46s (1)		 -13.5



Sectionals
Powered by



PJ HARNESS ANALYSER **NEW**

Learn the power of sectionals

Check us out at www.pjdata.com.au



The Racing Queensland Board (trading as Racing Queensland) and provider are not responsible for the completeness or accuracy of any of the information contained herein, and makes no representations about its suitability for any purpose.

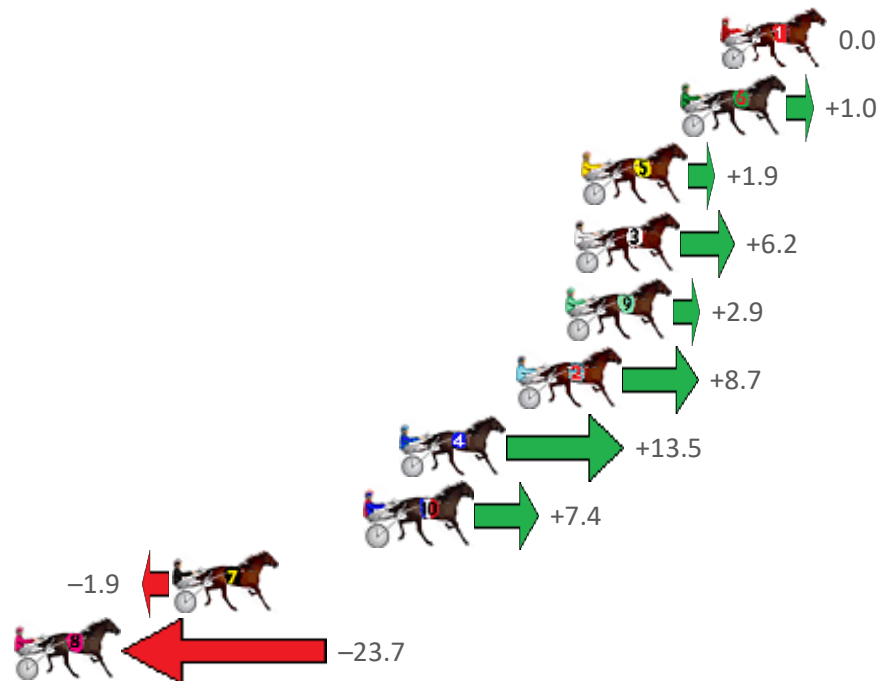
Albion Park Race 5 Distance 1660m

Friday, 11 December 2020

Gross Time: 1:58.00 MileRate: 1:54.40 LeadTime: 3.40s First Qtr: 27.50s Second Qtr: 30.10s Third Qtr: 28.50s Fourth Qtr: 28.50s

No	Horse	Plc	Margin	Time	800Time (W)	400 Time (W)
1	REDS GOOD TO GO	1	0.0m	1:58.00	57.00s (0)	28.50s (0)
6	TEARAWAY DIAMOND	2	1.6m	1:58.12	56.93s (1)	28.50s (1)
5	MIND OF MY OWN	3	5.5m	1:58.41	56.87s (1)	28.46s (1)
3	MY ULTIMATE BONDI	4	5.8m	1:58.43	56.56s (1)	28.19s (1)
9	HIGH ON MONTANA	5	6.1m	1:58.46	56.79s (0)	28.22s (0)
2	KETTERING GIRL	6	8.1m	1:58.61	56.38s (1)	28.03s (1)
4	CHEESANDKISSES	7	12.7m	1:58.95	56.04s (1)	27.77s (1)
10	REGAL NIGHTSHADE	8	14.0m	1:59.05	56.48s (1)	28.12s (2)
7	ARTISTIC SAINT	9	21.7m	1:59.62	57.13s (0)	28.62s (0)
8	NIFTY STUDLEIGH	10	28.1m	2:00.10	58.68s (0)	30.08s (0)

Finish Position and metres gained from 800m



Sectionals
Powered by

PJ HARNESS ANALYSER **NEW**

Learn the power of sectionals

Check us out at www.pjdata.com.au

The Racing Queensland Board (trading as Racing Queensland) and provider are not responsible for the completeness or accuracy of any of the information contained herein, and makes no representations about its suitability for any purpose.

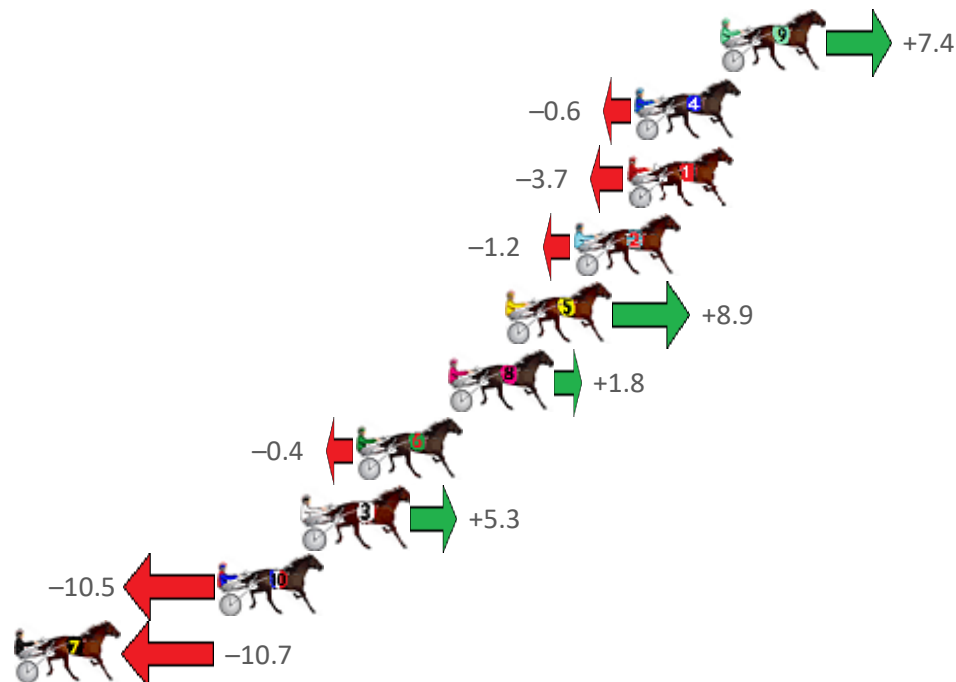
Albion Park Race 6 Distance 1660m

Friday, 11 December 2020

Gross Time: 1:59.30 MileRate: 1:55.60 LeadTime: 3.40s First Qtr: 27.40s Second Qtr: 32.10s Third Qtr: 27.70s Fourth Qtr: 28.70s

NoHorse	Plc	Margin	Time	800Time (W)	400 Time (W)
9 LOMBO HEAVEN	1	0.0m	1:59.30	55.88s (1)	28.37s (1)
4 SOHO TSUNAMI	2	3.4m	1:59.56	56.44s (1)	28.94s (1)
1 CORINDHAP CREEK	3	3.7m	1:59.58	56.66s (0)	28.94s (0)
2 RUNFORTHEROSES	4	5.8m	1:59.74	56.48s (0)	28.74s (0)
5 ITS SUPER EASY	5	8.5m	1:59.94	55.78s (2)	28.66s (2)
8 VENUS JUJON	6	10.8m	2:00.11	56.27s (1)	28.63s (1)
6 MACHIN OUT	7	14.4m	2:00.39	56.43s (0)	28.54s (1)
3 LIVE ATOM	8	16.5m	2:00.54	56.03s (1)	28.62s (2)
10 MAKE MINE JOE	9	19.9m	2:00.80	57.14s (0)	29.01s (0)
7 CROWNING GLORY	10	29.5m	2:01.52	57.15s (0)	29.08s (0)

Finish Position and metres gained from 800m



Sectionals
Powered by

PJ HARNESS ANALYSER **NEW**

Learn the power of sectionals

Check us out at www.pjdata.com.au

The Racing Queensland Board (trading as Racing Queensland) and provider are not responsible for the completeness or accuracy of any of the information contained herein, and makes no representations about its suitability for any purpose.

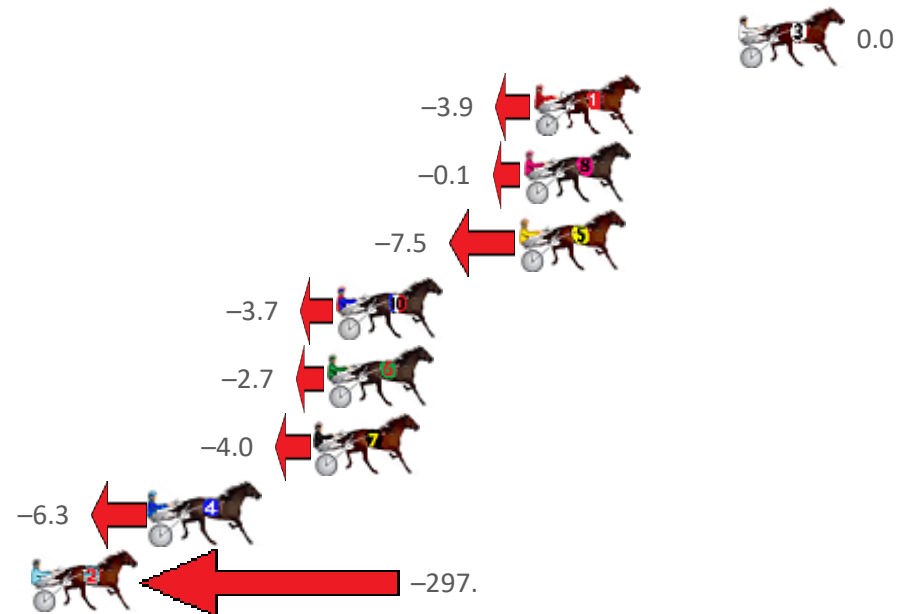
Albion Park Race 7 Distance 1660m

Friday, 11 December 2020

Gross Time: 1:58.80 MileRate: 1:55.10 LeadTime: 3.50s First Qtr: 29.30s Second Qtr: 29.80s Third Qtr: 28.30s Fourth Qtr: 27.90s

No	Horse	Plc	Margin	Time	800Time (W)	400 Time (W)
3	HURRICANE ROY	1	0.0m	1:58.80	56.20s (0)	27.90s (0)
1	KURAHAUPO GAMBLER	2	8.1m	1:59.39	56.47s (0)	28.12s (0)
8	JUST ROKIN	3	8.5m	1:59.42	56.21s (0)	28.05s (1)
5	SQUIRE	4	8.7m	1:59.44	56.72s (1)	28.38s (1)
10	CASINO TOMMY	5	15.9m	1:59.97	56.46s (1)	28.25s (2)
6	ITZ MY GENERATION	6	16.3m	1:60.00	56.39s (2)	28.07s (0)
7	ITZ BETTOR TO WIN	7	16.8m	2:00.03	56.48s (0)	28.33s (1)
4	DOUBLE OR NOTHING	8	23.3m	2:00.51	56.64s (1)	28.49s (2)
2	HENRY HU	9	305.5m	2:21.21	76.98s (1)	42.15s (0)

Finish Position and metres gained from 800m



Sectionals
Powered by

PJ HARNESS ANALYSER **NEW**

Learn the power of sectionals

Check us out at www.pjdata.com.au

The Racing Queensland Board (trading as Racing Queensland) and provider are not responsible for the completeness or accuracy of any of the information contained herein, and makes no representations about its suitability for any purpose.

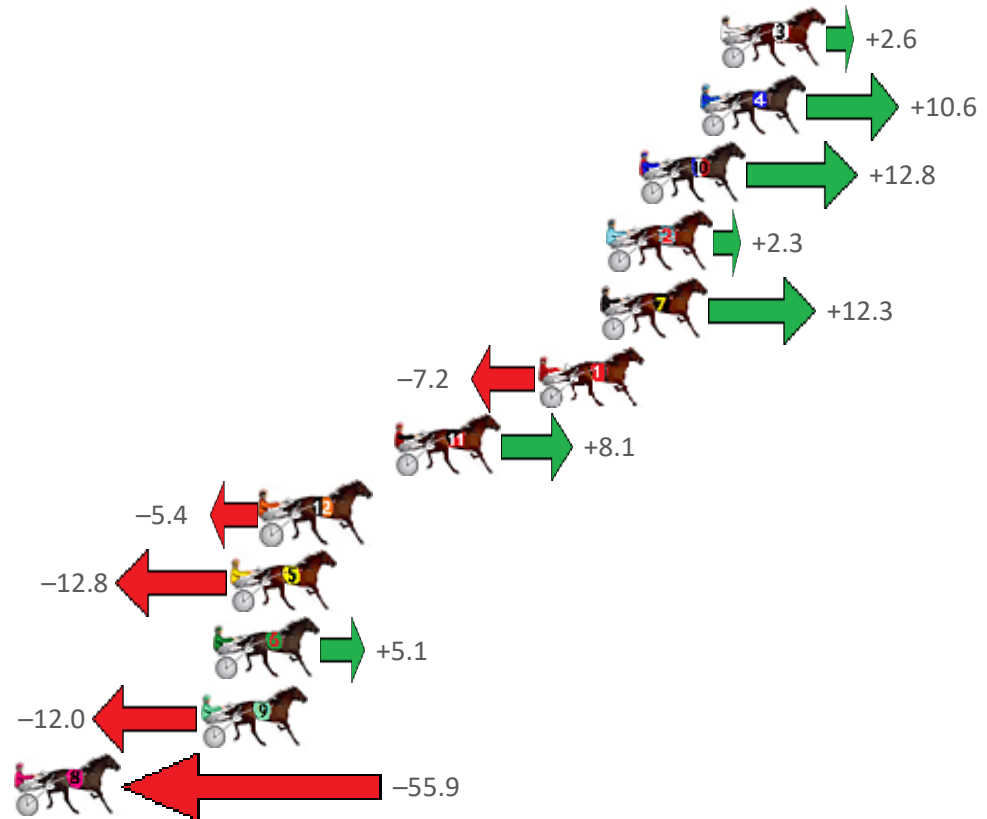
Albion Park Race 8 Distance 2138m

Friday, 11 December 2020

Gross Time: 2:37.00 MileRate: 1:58.20 LeadTime: 38.10s First Qtr: 31.70s Second Qtr: 30.40s Third Qtr: 28.60s Fourth Qtr: 28.20s

NoHorse	Plc	Margin	Time	800Time (W)	400 Time (W)
3 MILLWOOD TILLY	1	0.0m	2:37.00	56.62s (1)	28.17s (1)
4 NIMAH FRANCO	2	0.8m	2:37.06	56.05s (1)	27.64s (1)
10 SWEET AS	3	3.2m	2:37.24	55.90s (1)	27.48s (1)
2 LUCKY UNLUCKY	4	4.5m	2:37.33	56.64s (1)	28.21s (0)
7 MAJORDOIT	5	4.7m	2:37.35	55.93s (0)	27.23s (1)
1 MISSINMEMATE	6	7.2m	2:37.53	57.31s (0)	28.70s (0)
11 DAPPER	7	12.9m	2:37.96	56.23s (1)	28.39s (2)
12 FEEL LIKE DANCIN	8	18.2m	2:38.35	57.18s (0)	28.19s (0)
5 LOOKING FABULOUS	9	19.4m	2:38.44	57.70s (2)	29.20s (2)
6 NEWPORT DREAMZ	10	20.1m	2:38.49	56.44s (1)	28.57s (2)
9 RANIERI	11	20.6m	2:38.53	57.65s (0)	28.66s (0)
8 LORIMER LADY	12	60.3m	2:41.47	60.75s (0)	31.74s (0)

Finish Position and metres gained from 800m



Sectionals
Powered by

PJ HARNESS ANALYSER **NEW**

Learn the power of sectionals

Check us out at www.pjdata.com.au

The Racing Queensland Board (trading as Racing Queensland) and provider are not responsible for the completeness or accuracy of any of the information contained herein, and makes no representations about its suitability for any purpose.