

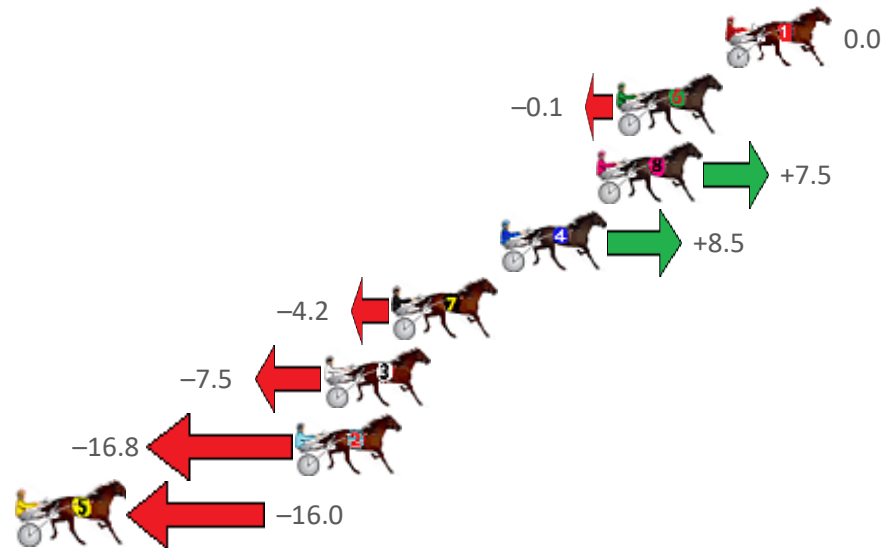
Marburg Race 1 Distance 1850m

Sunday, 20 December 2020

Gross Time: 2:21.30 MileRate: 2:02.90 LeadTime: 17.20s First Qtr: 32.00s Second Qtr: 32.10s Third Qtr: 29.50s Fourth Qtr: 30.50s

NoHorse	Plc	Margin	Time	800Time (W)	400 Time (W)
1 SAVANNAHS BOY	1	0.0m	2:21.30	60.00s (0)	30.50s (0)
6 POPEYE RUSSELL	2	4.3m	2:21.64	60.01s (0)	30.49s (0)
8 CRIME BOSS	3	5.1m	2:21.71	59.44s (1)	30.31s (2)
4 ASHTON RIVER	4	8.9m	2:22.01	59.37s (1)	30.10s (1)
7 LITTLE AUCKLAND	5	13.2m	2:22.35	60.31s (0)	30.79s (0)
3 SWEET SCOOT	6	15.9m	2:22.57	60.56s (1)	31.04s (1)
2 DREAMOUTS NIECE	7	17.0m	2:22.66	61.25s (1)	31.67s (1)
5 VOLENTAE DE ORO	8	29.8m	2:23.68	61.19s (0)	31.56s (0)

Finish Position and metres gained from 800m



Sectionals
Powered by

PJ HARNESS ANALYSER **NEW**

Learn the power of sectionals

Check us out at www.pjdata.com.au

The Racing Queensland Board (trading as Racing Queensland) and provider are not responsible for the completeness or accuracy of any of the information contained herein, and makes no representations about its suitability for any purpose.

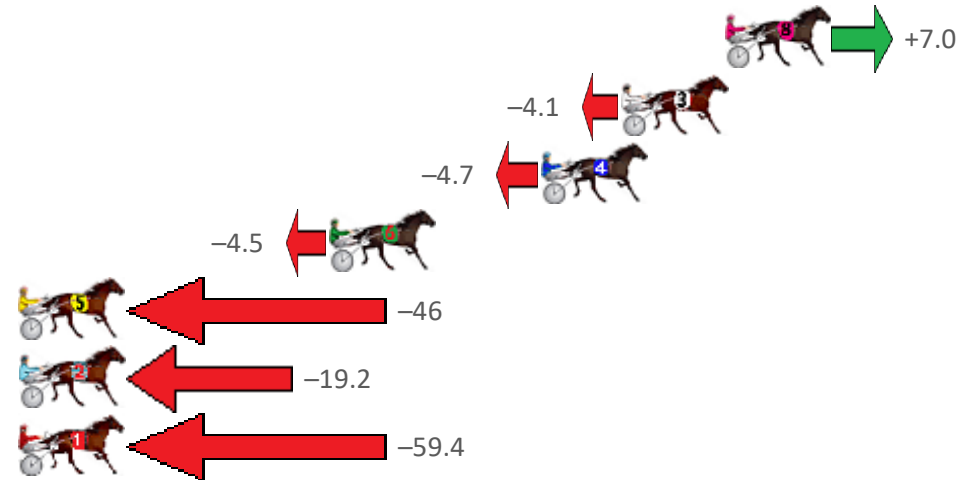
Marburg Race 2 Distance 1850m

Sunday, 20 December 2020

Gross Time: 2:17.00 MileRate: 1:59.20 LeadTime: 16.30s First Qtr: 30.80s Second Qtr: 30.40s Third Qtr: 29.40s Fourth Qtr: 30.10s

NoHorse	Plc	Margin	Time	800Time (W)	400 Time (W)
8 BUTCHERFEELGOOD	1	0.0m	2:17.00	58.98s (1)	29.62s (1)
3 RAYONG PRINCESS	2	4.1m	2:17.32	59.80s (0)	30.41s (0)
4 LITTLEDEE	3	7.3m	2:17.58	59.85s (1)	30.48s (1)
6 MOLLIGUANNA	4	15.7m	2:18.24	59.83s (0)	30.29s (1)
5 CHANG	5	56.9m	2:21.49	62.84s (1)	32.88s (0)
2 SCHOOPY	6	64.2m	2:22.06	60.92s (0)	32.06s (0)
1 THE LAST STARFIRE	7	65.6m	2:22.17	63.89s (0)	34.25s (0)

Finish Position and metres gained from 800m



Sectionals
Powered by

PJ HARNESS ANALYSER **NEW**

Learn the power of sectionals

Check us out at www.pjdata.com.au

The Racing Queensland Board (trading as Racing Queensland) and provider are not responsible for the completeness or accuracy of any of the information contained herein, and makes no representations about its suitability for any purpose.

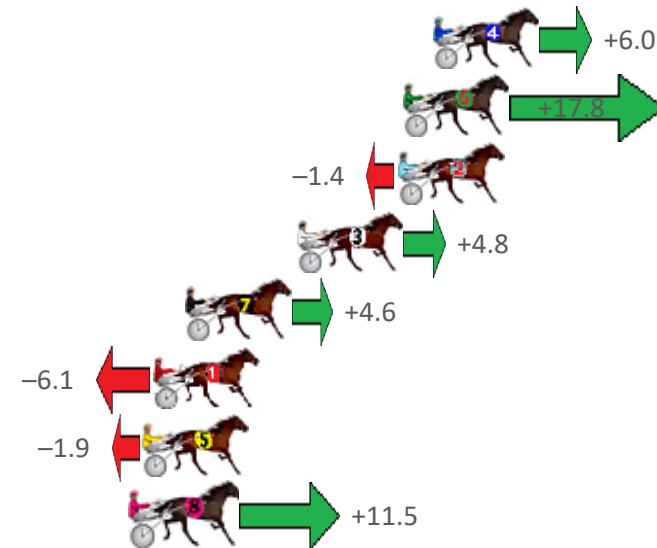
Marburg Race 3 Distance 1850m

Sunday, 20 December 2020

Gross Time: 2:19.70 MileRate: 2:01.50 LeadTime: 17.20s First Qtr: 30.50s Second Qtr: 31.50s Third Qtr: 30.20s Fourth Qtr: 30.30s

NoHorse	Plc	Margin	Time	800Time (W)	400 Time (W)
4 TEACHERS PET	1	0.0m	2:19.70	60.05s (1)	30.13s (1)
6 REDDY FIRE	2	1.2m	2:19.80	59.16s (1)	29.82s (2)
2 ITS YOU NOT ME	3	1.4m	2:19.81	60.61s (0)	30.41s (0)
3 MAGHERA MAGGIE	4	5.4m	2:20.13	60.14s (1)	30.12s (1)
7 GLENCOE REIGN	5	9.8m	2:20.48	60.15s (1)	30.09s (1)
1 POSER	6	11.1m	2:20.58	60.96s (0)	30.73s (0)
5 WHATA REACTOR	7	11.5m	2:20.61	60.64s (0)	30.40s (0)
8 FREMARKSINDI	8	11.9m	2:20.64	59.64s (1)	30.23s (2)

Finish Position and metres gained from 800m



Sectionals
Powered by

PJ HARNESS ANALYSER **NEW**

Learn the power of sectionals

Check us out at www.pjdata.com.au

The Racing Queensland Board (trading as Racing Queensland) and provider are not responsible for the completeness or accuracy of any of the information contained herein, and makes no representations about its suitability for any purpose.

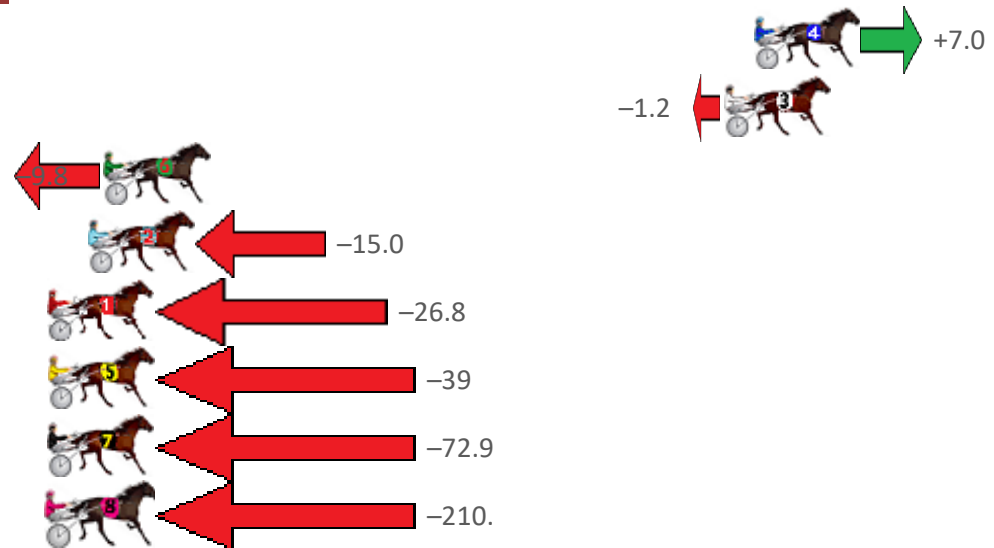
Marburg Race 4 Distance 1850m

Sunday, 20 December 2020

Gross Time: 2:17.10 MileRate: 1:59.30 LeadTime: 16.90s First Qtr: 29.90s Second Qtr: 31.10s Third Qtr: 29.90s Fourth Qtr: 29.30s

NoHorse	Plc	Margin	Time	800Time (W)	400 Time (W)
4 ROYAL PRINCESS	1	0.0m	2:17.10	58.68s (1)	28.94s (2)
3 KISSESFORYAMISSES	2	1.2m	2:17.19	59.29s (0)	29.39s (0)
6 BIG GEM MONTANA	3	25.8m	2:19.08	59.92s (1)	30.06s (2)
2 LAKER	4	26.4m	2:19.13	60.30s (1)	30.33s (1)
1 HURRIKANE KING	5	31.2m	2:19.50	61.17s (0)	31.02s (0)
5 MONTANA FLASH	6	41.4m	2:20.28	62.07s (1)	31.92s (1)
7 CARIBBEAN BABY	7	82.3m	2:23.42	64.56s (0)	34.06s (0)
8 THEMOSTESS	8	227.0m	2:34.54	74.65s (0)	40.74s (0)

Finish Position and metres gained from 800m



Sectionals
Powered by

PJ HARNESS ANALYSER **NEW**

Learn the power of sectionals

Check us out at www.pjdata.com.au

The Racing Queensland Board (trading as Racing Queensland) and provider are not responsible for the completeness or accuracy of any of the information contained herein, and makes no representations about its suitability for any purpose.

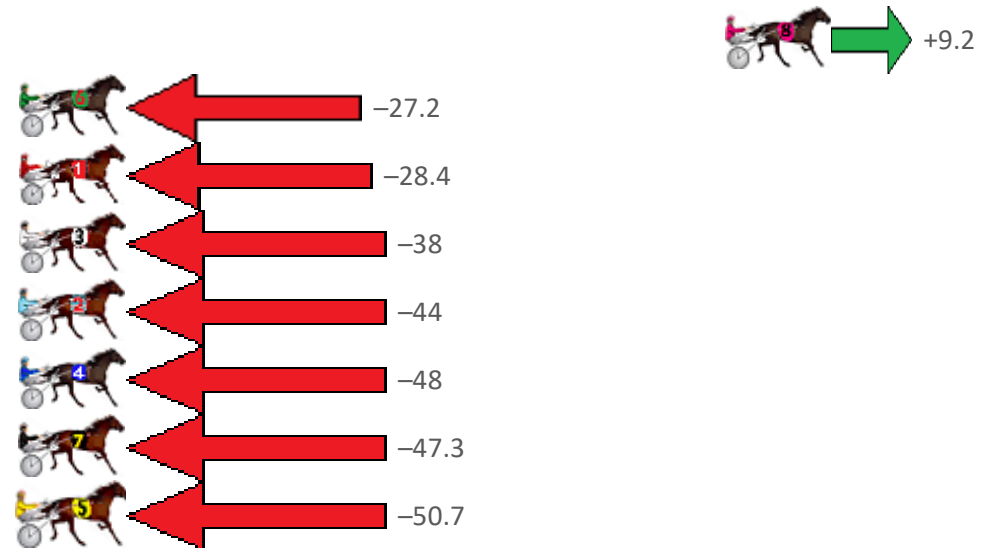
Marburg Race 5 Distance 2200m

Sunday, 20 December 2020

Gross Time: 2:46.10 MileRate: 2:01.50 LeadTime: 42.80s First Qtr: 30.60s Second Qtr: 31.60s Third Qtr: 31.00s Fourth Qtr: 30.10s

NoHorse	Plc	Margin	Time	800Time (W)	400 Time (W)
8 MY ULTIMATE HELL	1	0.0m	2:46.10	60.40s (2)	30.04s (1)
6 BEEF CITY STARZZZ	2	36.4m	2:48.97	63.17s (0)	32.17s (0)
1 JINGLES BROMAC	3	41.8m	2:49.40	63.26s (1)	32.36s (2)
3 QUALITY TIME	4	42.9m	2:49.48	63.98s (0)	32.98s (0)
2 DONT CALL ME	5	43.8m	2:49.55	64.43s (0)	33.38s (0)
4 RISKY BUZINESS	6	50.8m	2:50.10	64.70s (1)	33.54s (1)
7 TICK OF THE CLOCK	7	55.5m	2:50.48	64.69s (1)	33.56s (1)
5 ALWAYS AT NIGHT	8	64.5m	2:51.18	64.95s (2)	34.37s (2)

Finish Position and metres gained from 800m



Sectionals
Powered by

PJ HARNESS ANALYSER **NEW**

Learn the power of sectionals

Check us out at www.pjdata.com.au

The Racing Queensland Board (trading as Racing Queensland) and provider are not responsible for the completeness or accuracy of any of the information contained herein, and makes no representations about its suitability for any purpose.

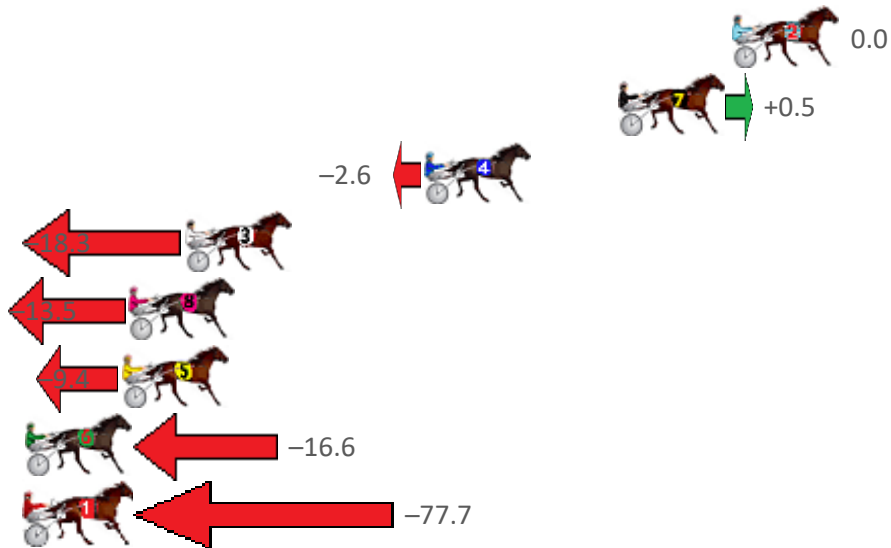
Marburg Race 6 Distance 1850m

Sunday, 20 December 2020

Gross Time: 2:14.70 MileRate: 1:57.20 LeadTime: 16.40s First Qtr: 29.30s Second Qtr: 30.00s Third Qtr: 29.20s Fourth Qtr: 29.80s

NoHorse	Plc	Margin	Time	800Time (W)	400 Time (W)
2 HEADWIN	1	0.0m	2:14.70	59.00s (0)	29.80s (0)
7 ARMA AUGUSTUS	2	4.5m	2:15.05	58.96s (0)	29.72s (0)
4 KETTERING GIRL	3	12.2m	2:15.65	59.19s (0)	29.92s (0)
3 KOTARE ELITE	4	21.7m	2:16.39	60.34s (1)	30.96s (1)
8 GRETELS GIRL	5	23.9m	2:16.57	59.99s (1)	30.89s (2)
5 ABERCROMBIE TAB	6	24.2m	2:16.59	59.69s (1)	30.81s (3)
6 VOODOO FELLA	7	36.2m	2:17.53	60.22s (1)	31.37s (3)
1 OUR BUSCEMI	8	197.7m	2:30.14	64.70s (0)	33.33s (0)

Finish Position and metres gained from 800m



Sectionals
Powered by

PJ HARNESS ANALYSER **NEW**
Learn the power of sectionals
Check us out at www.pjdata.com.au

The Racing Queensland Board (trading as Racing Queensland) and provider are not responsible for the completeness or accuracy of any of the information contained herein, and makes no representations about its suitability for any purpose.


Marburg Race 7 Distance 1850m

Sunday, 20 December 2020

Gross Time: 2:17.90 MileRate: 2:00.00 LeadTime: 16.50s First Qtr: 31.40s Second Qtr: 31.70s Third Qtr: 29.10s Fourth Qtr: 29.20s

NoHorse	Plc	Margin	Time	800Time (W)	400 Time (W)
2 DONNY JONES	1	0.0m	2:17.90	58.30s (0)	29.20s (0)
1 ONYAJANS	2	4.5m	2:18.24	58.32s (0)	29.12s (0)
3 BUKTHSYSTEM	3	5.1m	2:18.29	58.50s (1)	29.43s (1)
6 GETALOADATHISGIRL	4	5.3m	2:18.31	58.22s (1)	29.13s (1)
5 GWENDALION	5	10.2m	2:18.68	58.42s (0)	29.20s (0)
8 TACTFILLY MAGIC	6	12.8m	2:18.88	58.46s (1)	29.87s (2)
4 ALL GOOD WALLY	7	13.3m	2:18.92	58.19s (1)	29.57s (2)
7 MAGGIE	8	53.7m	2:22.01	59.80s (0)	31.07s (0)

Finish Position and metres gained from 800m



Sectionals
Powered by

PJ HARNESS ANALYSER **NEW**

Learn the power of sectionals

Check us out at www.pjdata.com.au

The Racing Queensland Board (trading as Racing Queensland) and provider are not responsible for the completeness or accuracy of any of the information contained herein, and makes no representations about its suitability for any purpose.

Marburg Race 8 Distance 1850m


Sunday, 20 December 2020

Gross Time: 2:14.90 MileRate: 1:57.30 LeadTime: 16.50s First Qtr: 30.40s Second Qtr: 31.10s Third Qtr: 28.50s Fourth Qtr: 28.40s

NoHorse	Plc	Margin	Time	800Time (W)	400 Time (W)
---------	-----	--------	------	-------------	--------------

2 GOING FOR GOLD	1	0.0m	2:14.90	56.90s (0)	28.40s (0)
5 HIT THE TRACK	2	19.7m	2:16.37	57.98s (1)	29.31s (0)
6 HIGH ON MONTANA	3	20.0m	2:16.39	57.03s (1)	28.89s (2)
3 CHRISTIAN SHANNON	4	21.8m	2:16.53	58.44s (1)	29.74s (1)
7 BOOMCHUCKALUCKA	5	23.3m	2:16.64	57.90s (1)	29.56s (1)
8 GOSLING IN FLIGHT	6	23.8m	2:16.68	57.64s (1)	29.32s (1)
1 PILOT PETE	7	56.6m	2:19.12	60.58s (0)	31.63s (0)

Finish Position and metres gained from 800m



Sectionals
Powered by

PJ HARNESS ANALYSER **NEW**

Learn the power of sectionals

Check us out at www.pjdata.com.au

The Racing Queensland Board (trading as Racing Queensland) and provider are not responsible for the completeness or accuracy of any of the information contained herein, and makes no representations about its suitability for any purpose.

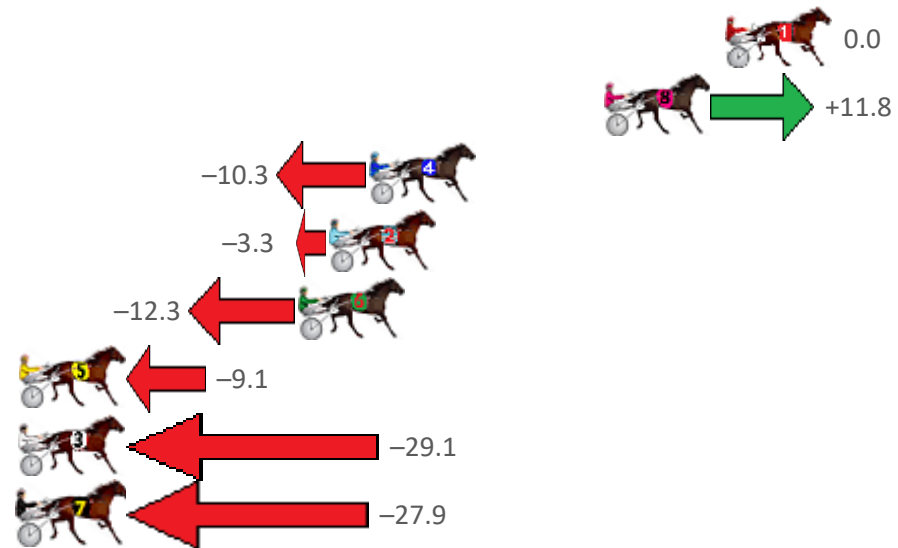
Marburg Race 9 Distance 1850m

Sunday, 20 December 2020

Gross Time: 2:15.80 MileRate: 1:58.10 LeadTime: 15.50s First Qtr: 31.50s Second Qtr: 31.00s Third Qtr: 28.80s Fourth Qtr: 29.00s

NoHorse	Plc	Margin	Time	800Time (W)	400 Time (W)
1 ADRENALINE RUSH	1	0.0m	2:15.80	57.80s (0)	29.00s (0)
8 CAPTAIN COSMONAUT	2	4.8m	2:16.17	56.95s (1)	29.06s (2)
4 KIAMASROSIE	3	14.1m	2:16.87	58.54s (1)	29.77s (1)
2 ROGER THAT	4	15.7m	2:16.99	58.04s (1)	29.28s (2)
6 OLIVER WINKLE	5	16.9m	2:17.09	58.68s (0)	29.89s (0)
5 GRIZZLY MONTANA	6	29.9m	2:18.08	58.45s (1)	29.97s (1)
3 NOLONGA YOUR CHOIC	7	37.1m	2:18.62	59.89s (1)	30.97s (1)
7 CIRCLE LINE	8	37.7m	2:18.67	59.80s (0)	30.81s (0)

Finish Position and metres gained from 800m



Sectionals
Powered by

PJ HARNESS ANALYSER **NEW**

Learn the power of sectionals

Check us out at www.pjdata.com.au



The Racing Queensland Board (trading as Racing Queensland) and provider are not responsible for the completeness or accuracy of any of the information contained herein, and makes no representations about its suitability for any purpose.