

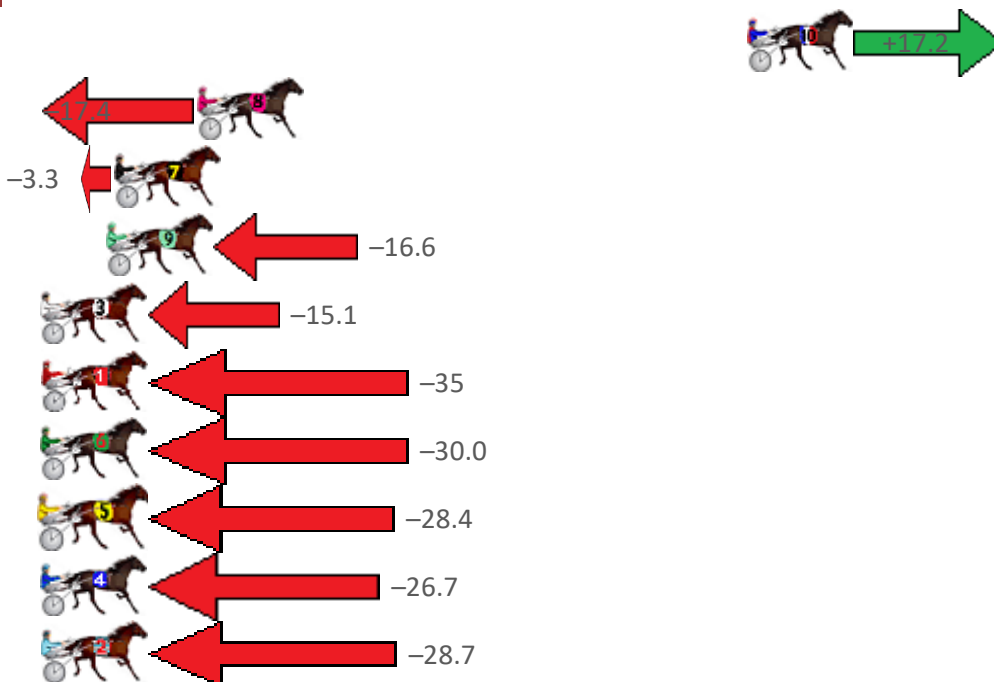
# Albion Park Race 1 Distance 1660m

Thursday, 14 January 2021

Gross Time: 1:59.60 MileRate: 1:55.90 LeadTime: 3.50s First Qtr: 28.80s Second Qtr: 29.90s Third Qtr: 28.80s Fourth Qtr: 28.60s

NoHorse	Plc	Margin	Time	800Time (W)	400 Time (W)
10 MAYWYN TROUBADOU	1	0.0m	1:59.60	56.17s (2)	28.60s (0)
8 ILLBEWATCHING	2	21.8m	2:01.24	58.64s (0)	29.41s (1)
7 QUALITY TIME	3	25.1m	2:01.49	57.64s (2)	29.32s (2)
9 GRINYDONTCHA	4	25.4m	2:01.51	58.58s (0)	29.48s (0)
3 CHEYENNE AUTUMN	5	28.5m	2:01.74	58.48s (1)	29.20s (1)
1 BERTILS FIREFOX	6	34.4m	2:02.18	59.85s (0)	30.63s (0)
6 MIDNIGHT QUEEN	7	35.0m	2:02.23	59.54s (1)	30.65s (1)
5 WHATA REACTOR	8	37.6m	2:02.42	59.43s (1)	30.15s (1)
4 CHASIN DREAMZ	9	42.3m	2:02.78	59.31s (0)	30.10s (0)
2 LITTLE AUCKLAND	10	46.5m	2:03.09	59.45s (1)	30.26s (2)

Finish Position and metres gained from 800m



Sectionals  
Powered by

**PJ HARNESS ANALYSER** **NEW**

Learn the power of sectionals

Check us out at [www.pjdata.com.au](http://www.pjdata.com.au)

The Racing Queensland Board (trading as Racing Queensland) and provider are not responsible for the completeness or accuracy of any of the information contained herein, and makes no representations about its suitability for any purpose.

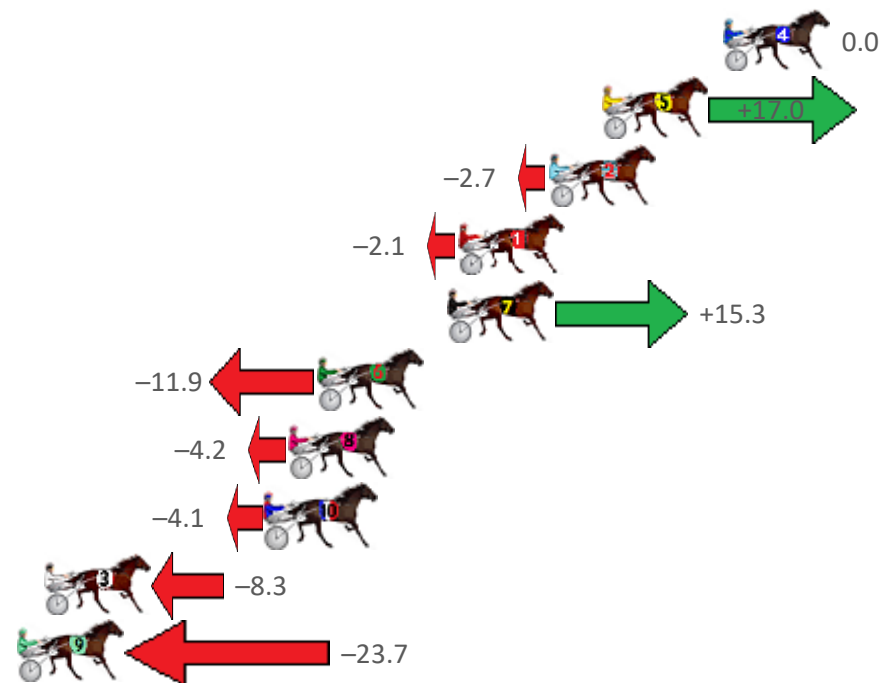
# Albion Park Race 2 Distance 1660m

Thursday, 14 January 2021

Gross Time: 1:59.90 MileRate: 1:56.20 LeadTime: 3.50s First Qtr: 28.30s Second Qtr: 31.30s Third Qtr: 28.60s Fourth Qtr: 28.20s

NoHorse	Plc	Margin	Time	800Time (W)	400 Time (W)
4 MY CHINA DOLL	1	0.0m	1:59.90	56.80s (0)	28.20s (0)
5 SHERBETS CHOICE	2	4.8m	2:00.26	55.60s (2)	28.09s (2)
2 JOY MAKER	3	6.9m	2:00.41	56.99s (0)	28.22s (0)
1 TUESDAYS COURAGE	4	10.5m	2:00.68	56.95s (0)	28.08s (0)
7 FEEL THE THUNDER	5	10.9m	2:00.71	55.72s (2)	28.11s (2)
6 TEE JAY CEE	6	16.1m	2:01.09	57.64s (1)	28.85s (1)
8 DONT YOU BE NAUGHTY	7	17.2m	2:01.17	57.10s (0)	28.07s (0)
10 AURORA ROSE	8	18.1m	2:01.24	57.09s (1)	28.31s (1)
3 GO AWAY	9	26.9m	2:01.89	57.39s (1)	28.61s (1)
9 STRAYTOTHEPOOLROO	10	32.9m	2:02.34	58.47s (1)	29.65s (1)

Finish Position and metres gained from 800m



Sectionals  
Powered by

**PJ HARNESS ANALYSER** **NEW**

Learn the power of sectionals

Check us out at [www.pjdata.com.au](http://www.pjdata.com.au)

The Racing Queensland Board (trading as Racing Queensland) and provider are not responsible for the completeness or accuracy of any of the information contained herein, and makes no representations about its suitability for any purpose.

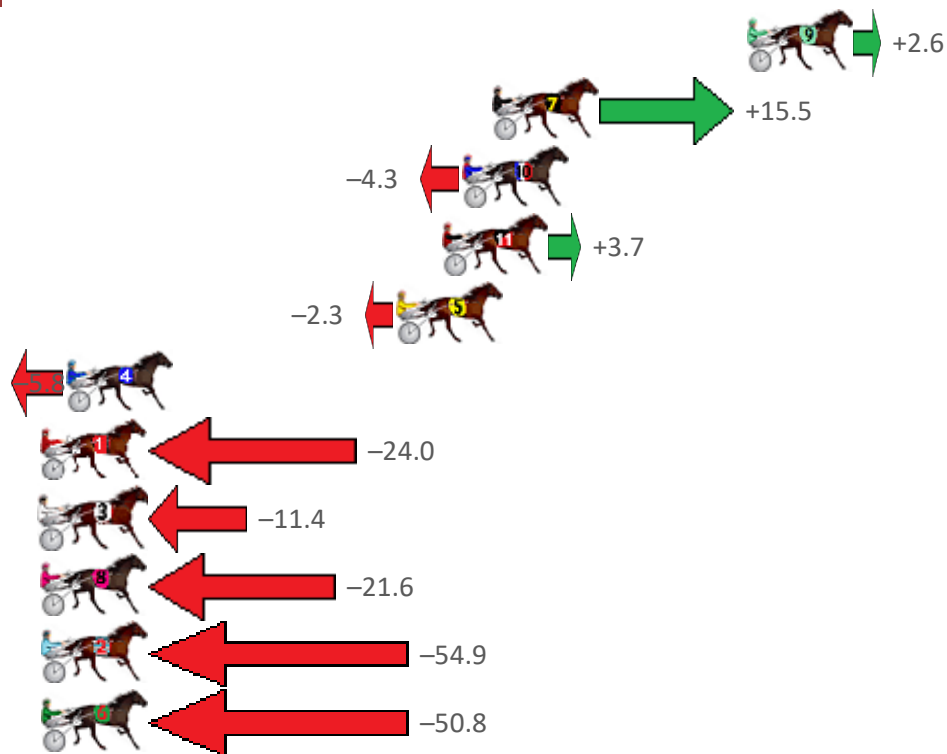
# Albion Park Race 3 Distance 2138m

Thursday, 14 January 2021

Gross Time: 2:37.00 MileRate: 1:58.20 LeadTime: 36.40s First Qtr: 29.60s Second Qtr: 30.90s Third Qtr: 29.50s Fourth Qtr: 30.60s

No	Horse	Plc	Margin	Time	800Time (W)	400 Time (W)
9	MY ULTIMATE HELL	1	0.0m	2:37.00	59.91s (1)	30.60s (0)
7	WESTERN SHOWGIRL	2	10.1m	2:37.81	58.94s (1)	29.79s (2)
10	SIR BULSKI	3	11.3m	2:37.90	60.42s (1)	30.99s (0)
11	BEYOND A SHADOW	4	12.1m	2:37.97	59.82s (1)	30.36s (1)
5	APACHE WIND	5	13.9m	2:38.11	60.27s (1)	30.91s (1)
4	SHEZ GOT BLING	6	27.0m	2:39.16	60.53s (1)	31.07s (1)
1	THATS FUNNY	7	28.2m	2:39.26	61.89s (0)	31.44s (0)
3	FORBIDDEN FEELINGS	8	31.4m	2:39.51	60.95s (0)	31.06s (1)
8	WILD ABOUT TOWN	9	37.2m	2:39.98	61.71s (0)	31.50s (0)
2	TRACES OF TARA	10	54.9m	2:41.40	64.20s (0)	33.77s (0)
6	CHAMPAGNE REACTOR	11	59.6m	2:41.77	63.90s (0)	33.52s (0)

Finish Position and metres gained from 800m



Sectionals  
Powered by

**PJ HARNES ANALYSER** **NEW**

Learn the power of sectionals

Check us out at [www.pjdata.com.au](http://www.pjdata.com.au)

The Racing Queensland Board (trading as Racing Queensland) and provider are not responsible for the completeness or accuracy of any of the information contained herein, and makes no representations about its suitability for any purpose.

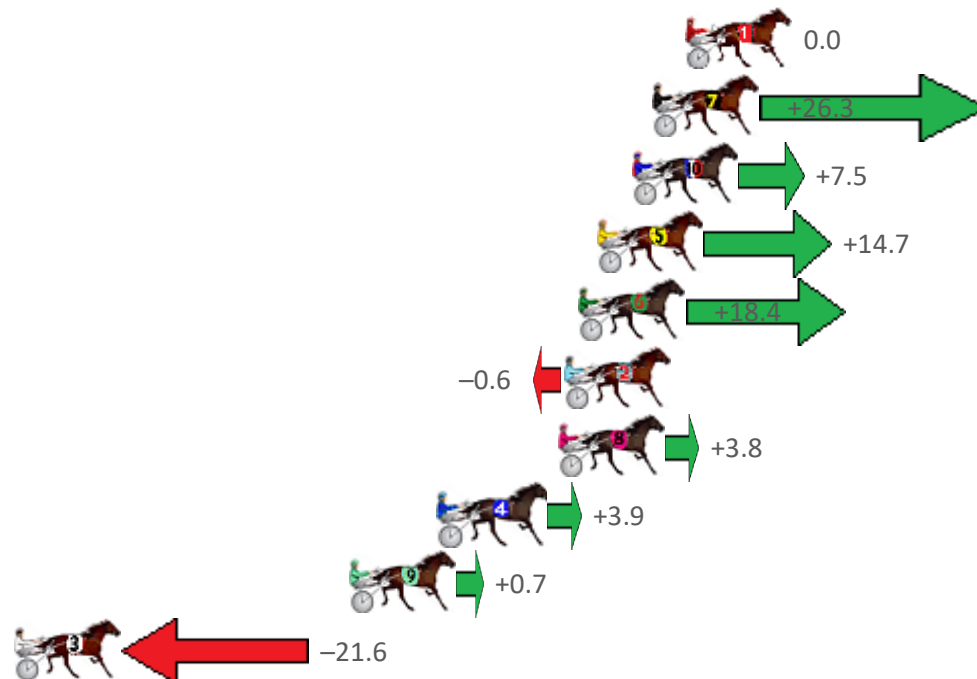
# Albion Park Race 4 Distance 1660m

Thursday, 14 January 2021

Gross Time: 2:01.00 MileRate: 1:57.30 LeadTime: 3.40s First Qtr: 28.10s Second Qtr: 31.90s Third Qtr: 29.30s Fourth Qtr: 28.30s

NoHorse	Plc	Margin	Time	800Time (W)	400 Time (W)
1 MELTON INSULTED	1	0.0m	2:01.00	57.60s (0)	28.30s (0)
7 BETTERTHANLEGO	2	1.3m	2:01.10	55.72s (1)	27.36s (2)
10 KISSESFORYAMISSES	3	2.1m	2:01.16	57.06s (1)	28.12s (2)
5 APACHE WHITESOX	4	3.5m	2:01.26	56.55s (1)	27.46s (1)
6 COULDNTMISAFALCON	5	4.2m	2:01.31	56.28s (1)	27.92s (2)
2 DELIGHTFUL REASON	6	4.8m	2:01.36	57.64s (0)	28.34s (0)
8 SPECIAL MEANING	7	5.0m	2:01.37	57.33s (0)	28.05s (0)
4 GEORGEZILLA	8	9.7m	2:01.72	57.32s (0)	28.03s (0)
9 AMANDER	9	13.3m	2:01.99	57.55s (1)	28.45s (1)
3 DATSINAHURRI	10	26.6m	2:02.98	59.15s (1)	29.90s (1)

Finish Position and metres gained from 800m



Sectionals  
Powered by

**PJ HARNESS ANALYSER** **NEW**

Learn the power of sectionals

Check us out at [www.pjdata.com.au](http://www.pjdata.com.au)

The Racing Queensland Board (trading as Racing Queensland) and provider are not responsible for the completeness or accuracy of any of the information contained herein, and makes no representations about its suitability for any purpose.

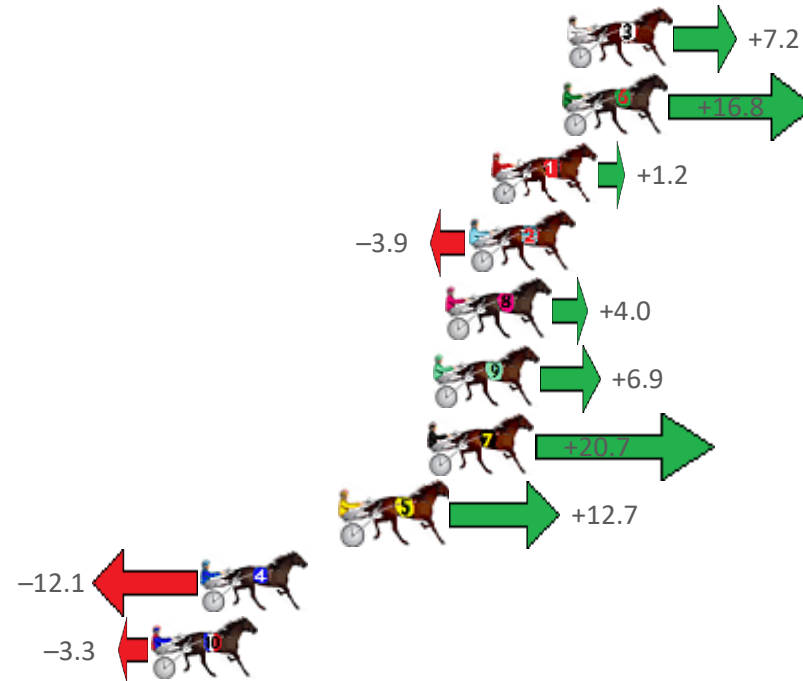
# Albion Park Race 5 Distance 1660m

Thursday, 14 January 2021

Gross Time: 1:59.90 MileRate: 1:56.20 LeadTime: 3.30s First Qtr: 27.30s Second Qtr: 31.40s Third Qtr: 28.90s Fourth Qtr: 29.00s

NoHorse	Plc	Margin	Time	800Time (W)	400 Time (W)
3 BIG GEM MONTANA	1	0.0m	1:59.90	57.38s (1)	28.57s (1)
6 KETTERING GIRL	2	0.2m	1:59.92	56.69s (1)	28.77s (2)
1 NON PASSARE	3	3.0m	2:00.13	57.81s (0)	28.88s (0)
2 PEGGY STARDUST	4	3.9m	2:00.20	58.18s (0)	29.28s (0)
8 EULO FLYER	5	4.8m	2:00.27	57.61s (0)	28.70s (0)
9 GUY LOOKS GOOD	6	5.3m	2:00.30	57.40s (1)	28.63s (1)
7 THE CASUAL GOOSE	7	5.5m	2:00.32	56.41s (1)	28.30s (1)
5 MONTANA FLASH	8	8.9m	2:00.58	56.99s (1)	29.08s (2)
4 GOALKICKER	9	14.5m	2:01.00	58.77s (1)	29.92s (1)
10 HIGHMORALGROUND	10	16.5m	2:01.16	58.14s (0)	29.19s (0)

Finish Position and metres gained from 800m



Sectionals  
Powered by

**PJ HARNESS ANALYSER** **NEW**

Learn the power of sectionals

Check us out at [www.pjdata.com.au](http://www.pjdata.com.au)

The Racing Queensland Board (trading as Racing Queensland) and provider are not responsible for the completeness or accuracy of any of the information contained herein, and makes no representations about its suitability for any purpose.



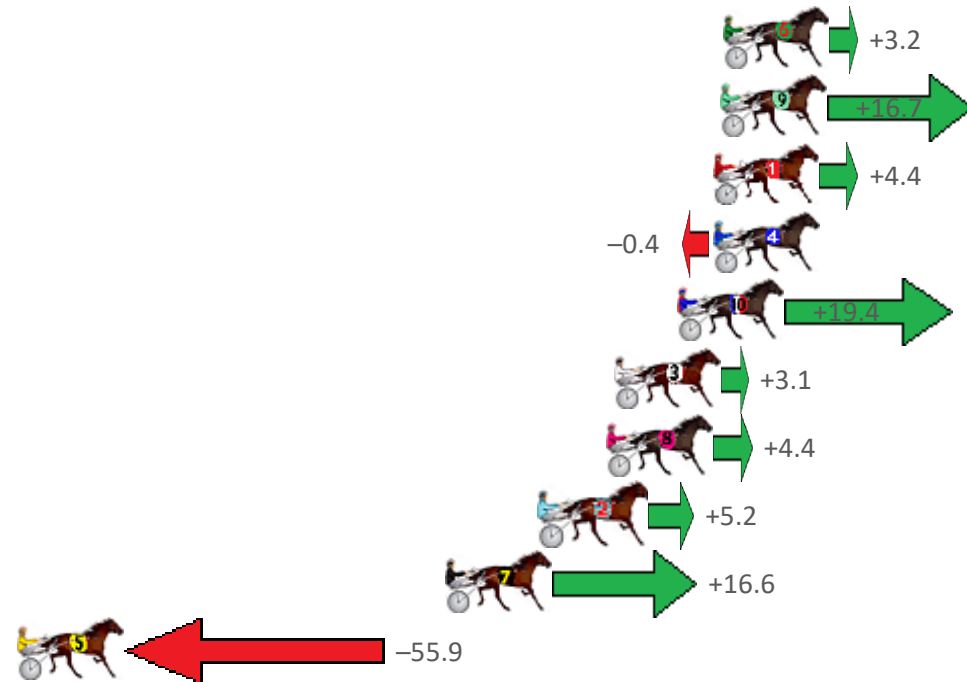
# Albion Park Race 6 Distance 1660m

Thursday, 14 January 2021

Gross Time: 2:00.70 MileRate: 1:57.00 LeadTime: 3.40s First Qtr: 29.10s Second Qtr: 30.90s Third Qtr: 28.30s Fourth Qtr: 29.00s

NoHorse	Plc	Margin	Time	800Time (W)	400 Time (W)
6 MONTEREY JACK	1	0.0m	2:00.70	57.07s (1)	28.74s (1)
9 MY ULTIMATE LOUIE	2	0.1m	2:00.71	56.11s (1)	28.60s (2)
1 GRETELS GIRL	3	0.4m	2:00.73	56.99s (0)	28.65s (0)
4 IMA BEACH BABE	3	0.4m	2:00.73	57.33s (0)	29.03s (0)
10 LETS GO BETTER	5	1.8m	2:00.84	55.92s (2)	28.38s (2)
3 SOMEGIRLSOMEWHERE	6	4.3m	2:01.03	57.08s (1)	28.73s (1)
8 TEARAWAY DIAMOND	7	4.6m	2:01.05	56.99s (0)	28.65s (0)
2 JOICE MARY	8	7.2m	2:01.25	56.93s (1)	28.57s (1)
7 IDEAL TIGER	9	11.0m	2:01.54	56.12s (1)	28.61s (2)
5 KIAMASROSIE	10	175.9m	2:14.09	61.28s (0)	30.87s (0)

Finish Position and metres gained from 800m



Sectionals  
Powered by

**PJ HARNESS ANALYSER** **NEW**

Learn the power of sectionals

Check us out at [www.pjdata.com.au](http://www.pjdata.com.au)

The Racing Queensland Board (trading as Racing Queensland) and provider are not responsible for the completeness or accuracy of any of the information contained herein, and makes no representations about its suitability for any purpose.

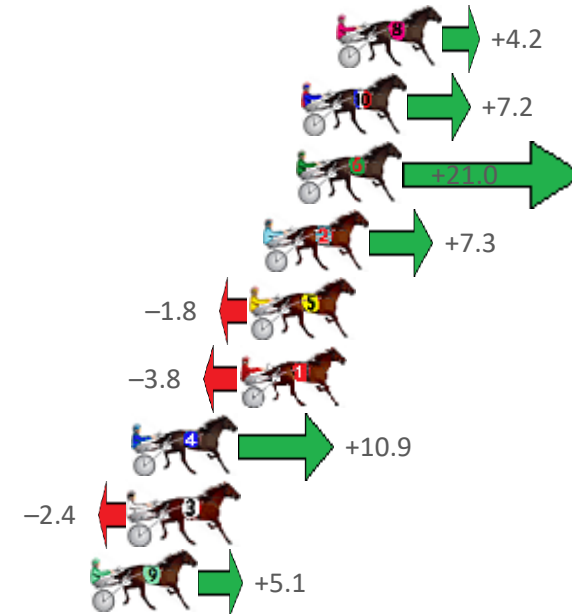
# Albion Park Race 7 Distance 1660m

Thursday, 14 January 2021

Gross Time: 1:59.60 MileRate: 1:56.00 LeadTime: 3.30s First Qtr: 27.60s Second Qtr: 31.80s Third Qtr: 28.50s Fourth Qtr: 28.40s

NoHorse	Plc	Margin	Time	800Time (W)	400 Time (W)
8 HARPAGUS	1	0.0m	1:59.60	56.60s (0)	28.08s (0)
10 SPEECHCRAFT	2	1.4m	1:59.70	56.39s (0)	27.86s (0)
6 B MAC C	3	1.6m	1:59.72	55.41s (2)	27.85s (2)
2 GANGBUSTER	4	2.9m	1:59.82	56.38s (1)	28.25s (2)
5 GOOD AS IT GETS	5	3.4m	1:59.85	57.03s (1)	28.57s (1)
1 SPRINGFIELD SPIRIT	6	3.8m	1:59.88	57.17s (0)	28.67s (0)
4 FOR THE CORZ	7	8.1m	2:00.20	56.13s (1)	27.97s (0)
3 LOYOLA TRIOS	8	8.2m	2:00.21	57.07s (1)	28.53s (1)
9 COLOMBIAN GOLD	9	9.7m	2:00.32	56.54s (1)	28.28s (1)

Finish Position and metres gained from 800m



Sectionals  
Powered by

**PJ HARNESS ANALYSER** **NEW**

Learn the power of sectionals

Check us out at [www.pjdata.com.au](http://www.pjdata.com.au)

The Racing Queensland Board (trading as Racing Queensland) and provider are not responsible for the completeness or accuracy of any of the information contained herein, and makes no representations about its suitability for any purpose.

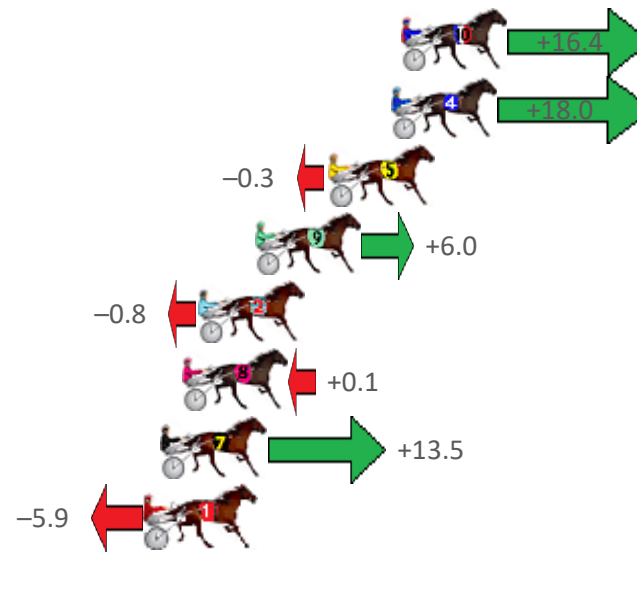
# Albion Park Race 8 Distance 1660m

Thursday, 14 January 2021

Gross Time: 1:58.50 MileRate: 1:54.80 LeadTime: 3.50s First Qtr: 28.30s Second Qtr: 30.20s Third Qtr: 28.40s Fourth Qtr: 28.10s

NoHorse	Plc	Margin	Time	800Time (W)	400 Time (W)
10 MAYWYNS COURAGE	1	0.0m	1:58.50	55.35s (1)	27.26s (2)
4 MONTANA CHIEF	2	0.4m	1:58.53	55.24s (2)	27.46s (3)
5 MAJORDOIT	3	2.9m	1:58.71	56.52s (1)	28.23s (1)
9 MUCH BETTOR	4	5.8m	1:58.93	56.08s (1)	27.96s (2)
2 BURMACH	5	8.0m	1:59.09	56.56s (1)	28.27s (1)
8 FEELINGFORAMIRACLE	6	8.7m	1:59.14	56.49s (0)	28.05s (0)
7 SAINT KILDA BEACH	7	9.5m	1:59.20	55.55s (2)	27.73s (1)
1 BEEF CITY BLAZE	8	10.1m	1:59.25	56.91s (0)	28.50s (0)
3 KILLARA KAOS	9	21.9m	2:00.12	58.04s (0)	29.63s (0)

Finish Position and metres gained from 800m



Sectionals  
Powered by

**PJ HARNESS ANALYSER** **NEW**

Learn the power of sectionals

Check us out at [www.pjdata.com.au](http://www.pjdata.com.au)

The Racing Queensland Board (trading as Racing Queensland) and provider are not responsible for the completeness or accuracy of any of the information contained herein, and makes no representations about its suitability for any purpose.