

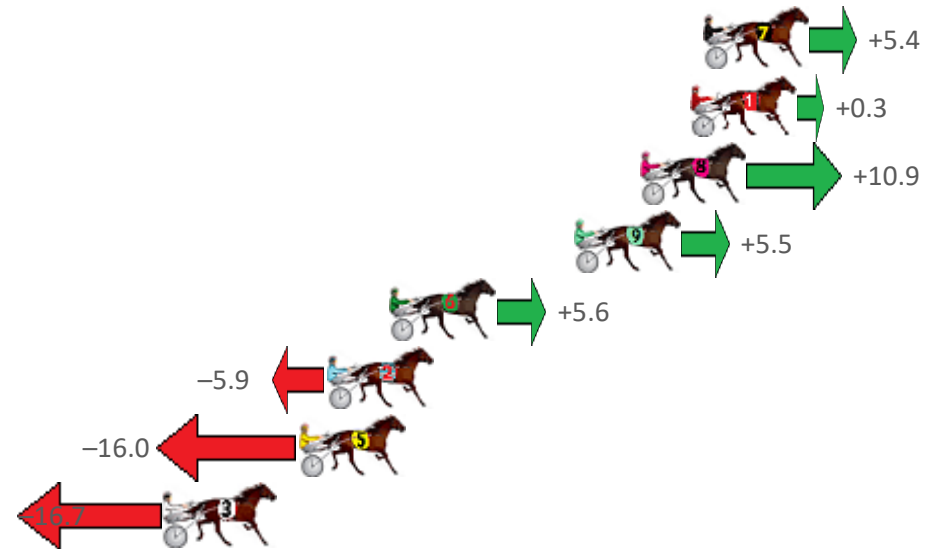
Redcliffe Race 1 Distance 1780m

Saturday, 16 January 2021

Gross Time: 2:07.60 MileRate: 1:55.30 LeadTime: 11.30s First Qtr: 28.20s Second Qtr: 29.40s Third Qtr: 28.90s Fourth Qtr: 29.80s

NoHorse	Plc	Margin	Time	800Time (W)	400 Time (W)
7 OUR BONDI BEACH	1	0.0m	2:07.60	58.31s (0)	29.47s (0)
1 RUN BOY RUN	2	0.5m	2:07.64	58.68s (0)	29.84s (0)
8 BRIDGET BLUE CHIP	3	2.5m	2:07.80	57.90s (1)	28.87s (2)
9 MAJORDOIT	4	5.1m	2:08.00	58.30s (0)	29.48s (0)
6 SMITHSTARS LEXUS	5	12.4m	2:08.57	58.29s (1)	29.92s (2)
2 OUR LITTLE DIGGER	6	14.9m	2:08.76	59.13s (1)	30.06s (1)
5 GEORGIE MARTIN	7	16.0m	2:08.85	59.87s (1)	30.75s (1)
3 ARTFUL MAID	8	21.3m	2:09.26	59.92s (1)	30.93s (2)

Finish Position and metres gained from 800m



Sectionals
Powered by

PJ HARNESS ANALYSER **NEW**

Learn the power of sectionals

Check us out at www.pjdata.com.au

The Racing Queensland Board (trading as Racing Queensland) and provider are not responsible for the completeness or accuracy of any of the information contained herein, and makes no representations about its suitability for any purpose.

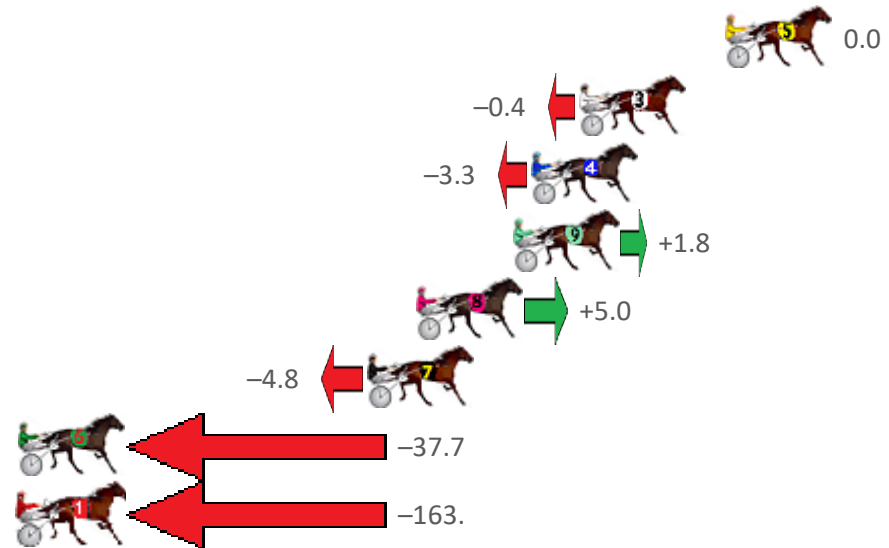
Redcliffe Race 2 Distance 2040m

Saturday, 16 January 2021

Gross Time: 2:27.50 MileRate: 1:56.40 LeadTime: 30.00s First Qtr: 29.30s Second Qtr: 29.80s Third Qtr: 28.60s Fourth Qtr: 29.80s

NoHorse	Plc	Margin	Time	800Time (W)	400 Time (W)
5 ROCKNROLL ICON	1	0.0m	2:27.50	58.40s (0)	29.80s (0)
3 COLONEL JOY	2	5.8m	2:27.95	58.43s (1)	30.07s (1)
4 ELMS CREEK	3	7.7m	2:28.10	58.64s (0)	29.94s (0)
9 JONAH JONES	4	8.4m	2:28.16	58.27s (1)	29.70s (1)
8 ARTHUR LOWE	5	12.2m	2:28.45	58.04s (0)	29.13s (0)
7 HANDSOME HERO	6	14.2m	2:28.61	58.75s (0)	29.87s (0)
6 IDEAL SITUATION	7	55.1m	2:31.80	61.14s (1)	31.82s (0)
1 MISSINMEMATE	8	203.2m	2:43.37	70.25s (0)	33.74s (0)

Finish Position and metres gained from 800m



Sectionals
Powered by

PJ HARNESS ANALYSER **NEW**
Learn the power of sectionals
Check us out at www.pjdata.com.au

The Racing Queensland Board (trading as Racing Queensland) and provider are not responsible for the completeness or accuracy of any of the information contained herein, and makes no representations about its suitability for any purpose.

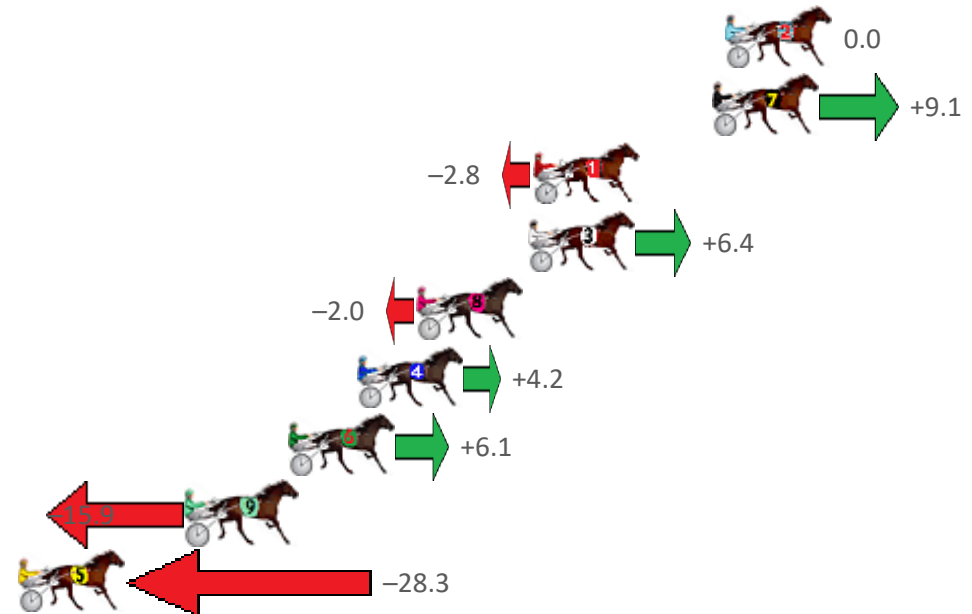
Redcliffe Race 3 Distance 1780m

Saturday, 16 January 2021

Gross Time: 2:09.00 MileRate: 1:56.60 LeadTime: 11.40s First Qtr: 28.50s Second Qtr: 31.50s Third Qtr: 28.50s Fourth Qtr: 29.10s

No	Horse	Plc	Margin	Time	800Time (W)	400 Time (W)
2	LA PLAYER	1	0.0m	2:09.00	57.60s (0)	29.10s (0)
7	MONTANA CHIEF	2	0.5m	2:09.04	56.95s (0)	28.40s (0)
1	LITTLE BOLT	3	7.6m	2:09.58	57.80s (0)	29.29s (0)
3	TRUE CONFESSIONS	4	7.8m	2:09.60	57.14s (0)	28.61s (0)
8	FRANCO HAMPTON	5	12.2m	2:09.93	57.74s (1)	29.13s (3)
4	MAJOR ROLL	6	14.6m	2:10.11	57.30s (1)	28.84s (2)
6	JUST JOSHIN	7	17.3m	2:10.32	57.16s (1)	29.27s (1)
9	OH I AM THE ONE	8	21.3m	2:10.63	58.74s (1)	30.08s (2)
5	FIRE AND ICE	9	29.1m	2:11.22	59.63s (1)	30.84s (1)

Finish Position and metres gained from 800m



Sectionals
Powered by

PJ HARNES ANALYSER **NEW**

Learn the power of sectionals

Check us out at www.pjdata.com.au

The Racing Queensland Board (trading as Racing Queensland) and provider are not responsible for the completeness or accuracy of any of the information contained herein, and makes no representations about its suitability for any purpose.

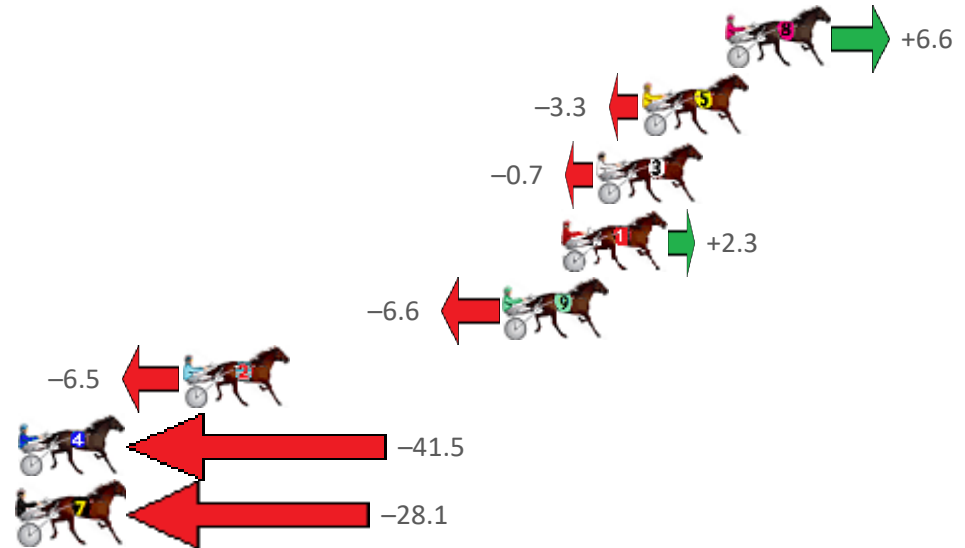
Redcliffe Race 4 Distance 2613m

Saturday, 16 January 2021

Gross Time: 3:24.50 MileRate: 2:05.50 LeadTime: 82.30s First Qtr: 30.90s Second Qtr: 32.10s Third Qtr: 29.70s Fourth Qtr: 29.50s

NoHorse	Plc	Margin	Time	800Time (W)	400 Time (W)
8 NEEDABACARDI	1	0.0m	3:24.50	58.71s (1)	29.03s (1)
5 SKYLINE	2	3.3m	3:24.76	59.44s (0)	29.74s (0)
3 MIRACLE RISING	3	5.1m	3:24.89	59.25s (0)	29.51s (0)
1 JEDDY R YA READY	4	6.5m	3:25.00	59.03s (0)	29.29s (0)
9 GARLAND GREENE	5	8.8m	3:25.18	59.69s (1)	29.98s (1)
2 BD KHAOSAN	6	21.5m	3:26.16	59.68s (0)	29.43s (0)
4 IM THE COMMANDO	7	52.3m	3:28.54	62.25s (1)	32.26s (0)
7 SIR FAHRENHEIT	8	53.3m	3:28.62	61.27s (0)	30.90s (0)

Finish Position and metres gained from 800m



Sectionals
Powered by

PJ HARNESS ANALYSER **NEW**

Learn the power of sectionals

Check us out at www.pjdata.com.au

The Racing Queensland Board (trading as Racing Queensland) and provider are not responsible for the completeness or accuracy of any of the information contained herein, and makes no representations about its suitability for any purpose.

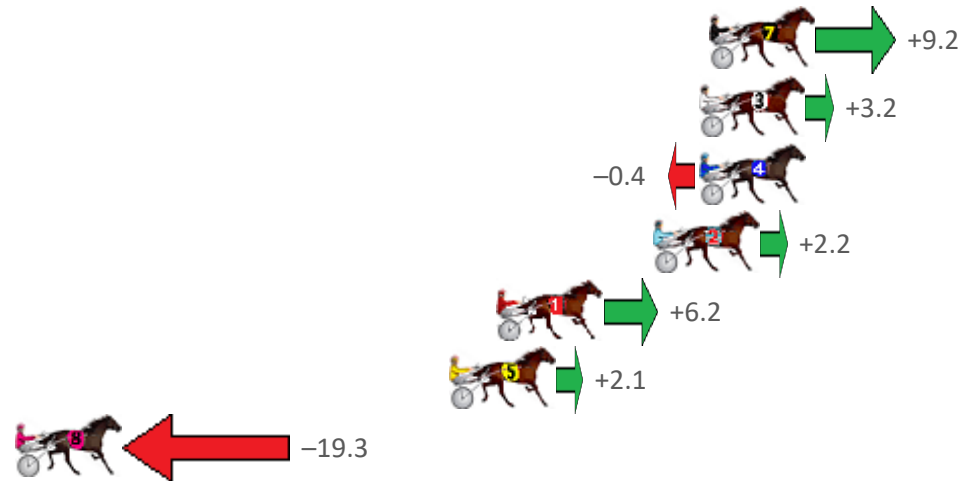
Redcliffe Race 5 Distance 2040m

Saturday, 16 January 2021

Gross Time: 2:32.20 MileRate: 2:00.10 LeadTime: 31.80s First Qtr: 31.70s Second Qtr: 30.90s Third Qtr: 28.80s Fourth Qtr: 29.00s

NoHorse	Plc	Margin	Time	800Time (W)	400 Time (W)
7 BOHANNAN	1	0.0m	2:32.20	57.14s (0)	28.29s (0)
3 BLUES TERROR	2	0.4m	2:32.23	57.57s (1)	28.73s (1)
4 BOMB SUIT	3	0.4m	2:32.23	57.83s (0)	29.03s (0)
2 DENNINGTON HEIGHTS	4	2.2m	2:32.37	57.64s (0)	28.80s (0)
1 MASTER CATCH	5	8.4m	2:32.84	57.35s (0)	28.47s (0)
5 MACH LE MORE	6	10.3m	2:32.98	57.65s (1)	28.95s (2)
8 OYSTER STRIDE	7	27.5m	2:34.29	59.19s (1)	30.15s (1)

Finish Position and metres gained from 800m



Sectionals
Powered by

PJ HARNESS ANALYSER **NEW**

Learn the power of sectionals

Check us out at www.pjdata.com.au

The Racing Queensland Board (trading as Racing Queensland) and provider are not responsible for the completeness or accuracy of any of the information contained herein, and makes no representations about its suitability for any purpose.

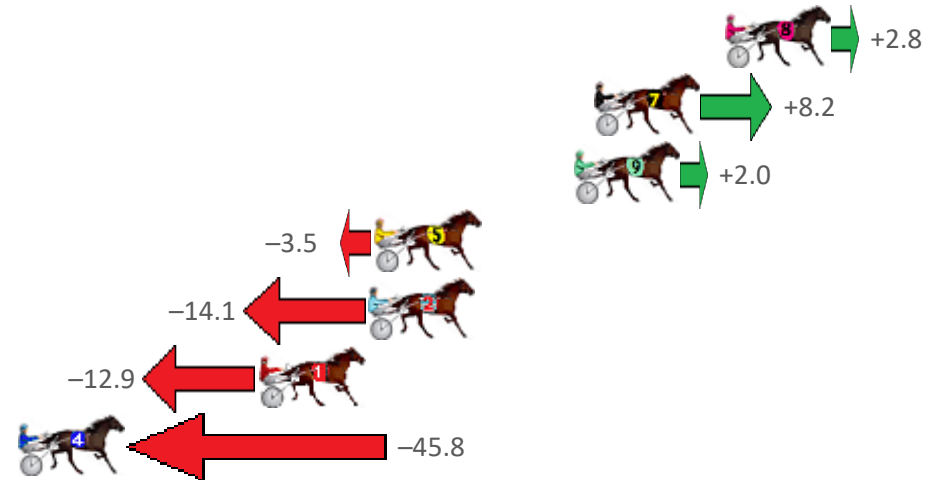
Redcliffe Race 6 Distance 1780m

Saturday, 16 January 2021

Gross Time: 2:10.30 MileRate: 1:57.80 LeadTime: 11.60s First Qtr: 30.10s Second Qtr: 31.20s Third Qtr: 28.40s Fourth Qtr: 29.00s

NoHorse	Plc	Margin	Time	800Time (W)	400 Time (W)
8 SAUCY DREAMS	1	0.0m	2:10.30	57.20s (1)	29.00s (1)
7 ROCKITA	2	5.2m	2:10.70	56.81s (1)	28.71s (1)
9 JIGGLE AND JIVE	3	6.0m	2:10.76	57.26s (1)	29.09s (1)
5 WICKED AZZ	4	13.9m	2:11.36	57.65s (0)	29.09s (0)
2 RUNFORTHEROSES	5	14.1m	2:11.37	58.41s (0)	29.96s (0)
1 TRUNKEY DIGGER	6	18.5m	2:11.71	58.32s (0)	29.73s (0)
4 LOOKING FABULOUS	7	60.6m	2:14.91	60.67s (0)	32.00s (0)

Finish Position and metres gained from 800m



Sectionals
Powered by

PJ HARNESS ANALYSER **NEW**

Learn the power of sectionals

Check us out at www.pjdata.com.au

The Racing Queensland Board (trading as Racing Queensland) and provider are not responsible for the completeness or accuracy of any of the information contained herein, and makes no representations about its suitability for any purpose.


Redcliffe Race 7 Distance 2040m

Saturday, 16 January 2021

Gross Time: 2:35.10 MileRate: 2:02.40 LeadTime: 33.70s First Qtr: 32.10s Second Qtr: 32.70s Third Qtr: 28.70s Fourth Qtr: 27.90s

No	Horse	Plc	Margin	Time	800Time (W)	400 Time (W)
1	CAPTAIN COSMONAUT	1	0.0m	2:35.10	56.60s (0)	27.90s (0)
7	ONE OFF	2	8.9m	2:35.75	56.89s (0)	28.10s (0)
2	MISTER HART	3	11.5m	2:35.94	56.78s (1)	28.30s (2)
9	MEGA STAR	4	11.6m	2:35.95	57.42s (1)	28.57s (1)
8	THERESACHANCE	5	12.7m	2:36.03	56.82s (0)	28.02s (0)
4	RECIPE FOR DREAMING	6	13.4m	2:36.08	57.21s (1)	28.34s (1)
6	MISTER FINNIGAN	7	18.6m	2:36.46	56.60s (1)	28.37s (2)
5	COPPICE	8	19.5m	2:36.53	56.97s (0)	28.17s (0)
3	MISTER BLACKJACK	9	34.6m	2:37.64	58.02s (1)	29.04s (1)

Finish Position and metres gained from 800m



Sectionals
Powered by

PJ HARNES ANALYSER **NEW**

Learn the power of sectionals

Check us out at www.pjdata.com.au

The Racing Queensland Board (trading as Racing Queensland) and provider are not responsible for the completeness or accuracy of any of the information contained herein, and makes no representations about its suitability for any purpose.

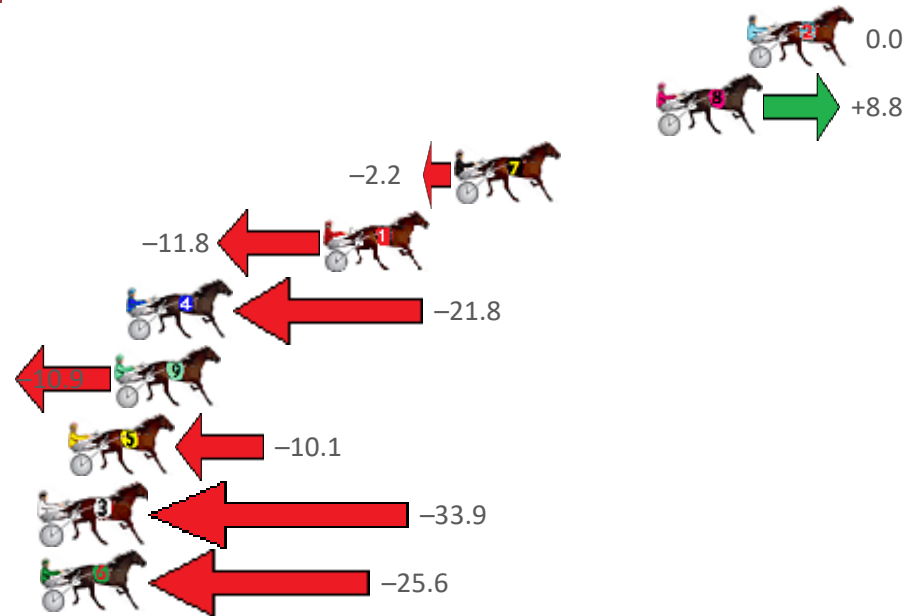
Redcliffe Race 8 Distance 1780m

Saturday, 16 January 2021

Gross Time: 2:09.90 MileRate: 1:57.40 LeadTime: 11.50s First Qtr: 29.30s Second Qtr: 30.10s Third Qtr: 29.20s Fourth Qtr: 29.80s

NoHorse	Plc	Margin	Time	800Time (W)	400 Time (W)
2 PACIFIC COIN	1	0.0m	2:09.90	59.00s (0)	29.80s (0)
8 CAPTAINS PICK	2	3.6m	2:10.18	58.35s (1)	29.13s (3)
7 ABERCROMBIE TAB	3	11.6m	2:10.81	59.16s (0)	29.96s (0)
1 HIGH ON MONTANA	4	16.8m	2:11.21	59.87s (0)	30.69s (0)
4 HEADWIN	5	24.6m	2:11.82	60.60s (1)	31.13s (1)
9 ROYAL PRINCESS	6	25.1m	2:11.86	59.80s (0)	30.62s (0)
5 WAVEDANCER	7	26.9m	2:12.00	59.74s (1)	30.50s (2)
3 CANNAN	8	41.3m	2:13.12	61.49s (1)	32.16s (2)
6 COULDNTBETOLD	9	47.0m	2:13.57	60.88s (1)	32.17s (1)

Finish Position and metres gained from 800m



Sectionals
Powered by

PJ HARNESS ANALYSER **NEW**

Learn the power of sectionals

Check us out at www.pjdata.com.au

The Racing Queensland Board (trading as Racing Queensland) and provider are not responsible for the completeness or accuracy of any of the information contained herein, and makes no representations about its suitability for any purpose.

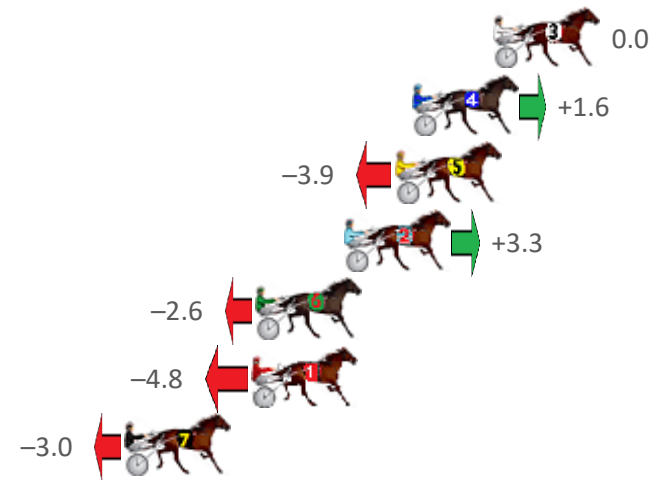
Redcliffe Race 9 Distance 2280m

Saturday, 16 January 2021

Gross Time: 2:51.10 MileRate: 2:00.80 LeadTime: 50.10s First Qtr: 32.50s Second Qtr: 31.70s Third Qtr: 28.40s Fourth Qtr: 28.40s

NoHorse	Plc	Margin	Time	800Time (W)	400 Time (W)
3 ROCK WITH SAM	1	0.0m	2:51.10	56.80s (0)	28.40s (0)
4 LILAC FLASH	2	3.2m	2:51.34	56.69s (1)	28.23s (1)
5 TENNYSON BROMAC	3	3.9m	2:51.39	57.08s (1)	28.62s (1)
2 CLINTAL DO	4	5.9m	2:51.54	56.57s (1)	28.05s (1)
6 FAME ASSURED	5	9.4m	2:51.80	56.98s (2)	28.44s (2)
1 MIGHTY FLYING DEAL	6	9.6m	2:51.82	57.14s (0)	28.75s (0)
7 LEOS BEST	7	14.6m	2:52.19	57.01s (0)	28.67s (0)

Finish Position and metres gained from 800m



Sectionals
Powered by

PJ HARNESS ANALYSER **NEW**

Learn the power of sectionals

Check us out at www.pjdata.com.au

The Racing Queensland Board (trading as Racing Queensland) and provider are not responsible for the completeness or accuracy of any of the information contained herein, and makes no representations about its suitability for any purpose.

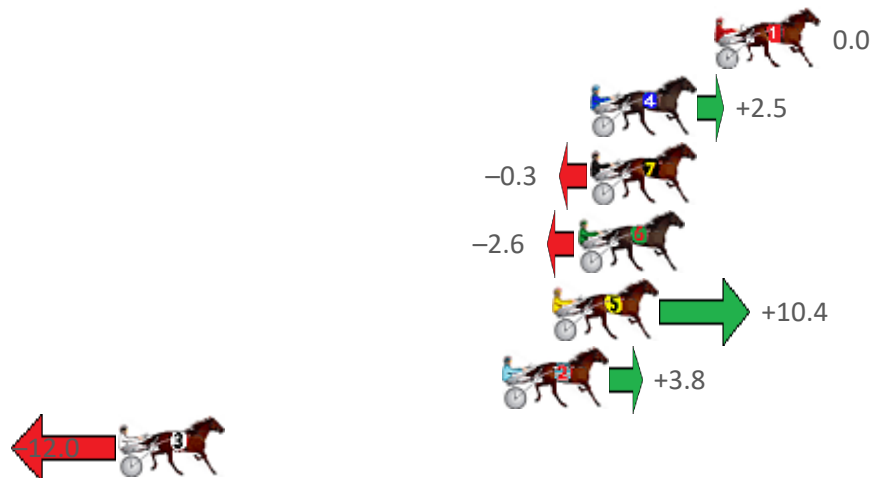
Redcliffe Race 10 Distance 2040m

Saturday, 16 January 2021

Gross Time: 2:31.60 MileRate: 1:59.60 LeadTime: 31.30s First Qtr: 31.70s Second Qtr: 31.50s Third Qtr: 28.70s Fourth Qtr: 28.40s

NoHorse	Plc	Margin	Time	800Time (W)	400 Time (W)
1 CARLA CLARE	1	0.0m	2:31.60	57.10s (0)	28.40s (0)
4 HURRICANE ROY	2	4.9m	2:31.97	56.92s (1)	28.27s (2)
7 STOMPEN	2	4.9m	2:31.97	57.12s (0)	28.38s (0)
6 OUR MAJOR DAY	4	5.4m	2:32.00	57.28s (1)	28.57s (1)
5 BIG BANG LEONARD	5	6.4m	2:32.08	56.36s (1)	27.76s (2)
2 SQUIRE	6	8.4m	2:32.23	56.83s (1)	28.17s (1)
3 HARD TO HEAR	7	23.6m	2:33.36	57.95s (0)	29.28s (0)

Finish Position and metres gained from 800m



Sectionals
Powered by

PJ HARNESS ANALYSER **NEW**
Learn the power of sectionals
Check us out at www.pjdata.com.au



The Racing Queensland Board (trading as Racing Queensland) and provider are not responsible for the completeness or accuracy of any of the information contained herein, and makes no representations about its suitability for any purpose.