


Redcliffe Race 1 Distance 1780m

Wednesday, 3 February 2021

Gross Time: 2:10.00 MileRate: 1:57.50 LeadTime: 10.90s First Qtr: 31.50s Second Qtr: 30.00s Third Qtr: 29.20s Fourth Qtr: 28.40s

NoHorse	Plc	Margin	Time	800Time (W)	400 Time (W)
3 HUNTAWAY	1	0.0m	2:10.00	57.60s (0)	28.40s (0)
9 IFOUNDTHEBEACH	2	2.3m	2:10.17	57.59s (1)	28.51s (1)
1 JOVIAL JULIE	3	4.1m	2:10.31	57.59s (0)	28.39s (0)
5 GANGBUSTER	4	10.4m	2:10.78	57.84s (1)	28.75s (1)
6 SPRINGFIELD SPIRIT	5	10.7m	2:10.80	57.21s (1)	28.42s (2)
7 TAXI METER	6	12.1m	2:10.90	57.82s (0)	28.65s (0)
4 DOOLITTLE DOOZZIE	7	13.4m	2:11.00	57.71s (1)	28.65s (1)
2 MAYWYN A JUG ORTW	8	23.1m	2:11.72	58.21s (0)	29.10s (0)



Sectionals
Powered by

PJ HARNESS ANALYSER **NEW**

Learn the power of sectionals

Check us out at www.pjdata.com.au

The Racing Queensland Board (trading as Racing Queensland) and provider are not responsible for the completeness or accuracy of any of the information contained herein, and makes no representations about its suitability for any purpose.

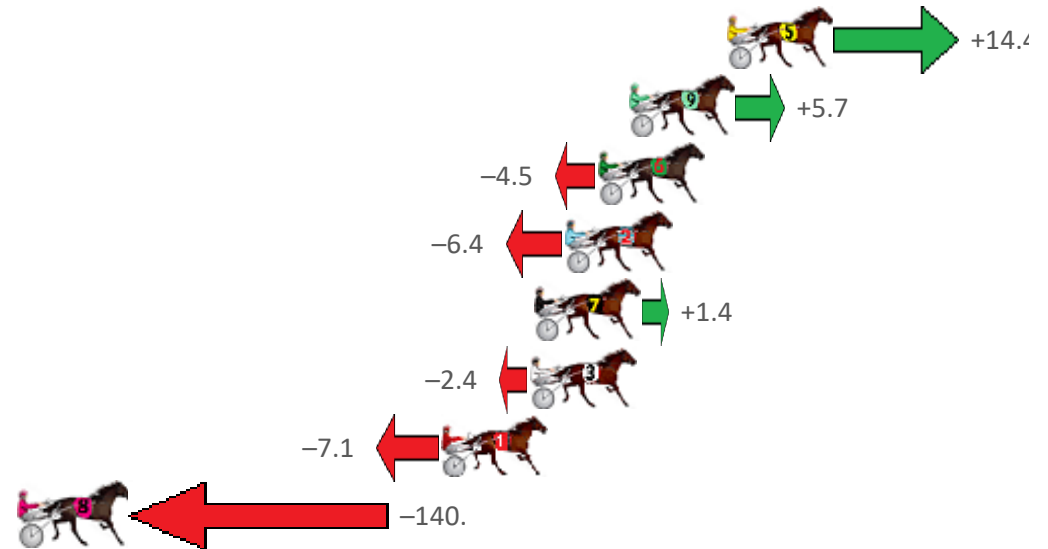
Redcliffe Race 2 Distance 2040m

Wednesday, 3 February 2021

Gross Time: 2:30.30 MileRate: 1:58.60 LeadTime: 31.60s First Qtr: 30.70s Second Qtr: 29.40s Third Qtr: 28.80s Fourth Qtr: 29.80s

NoHorse	Plc	Margin	Time	800Time (W)	400 Time (W)
5 ASHLEE NITRO	1	0.0m	2:30.30	57.55s (1)	29.25s (2)
9 FORTES IN FIDE	2	3.9m	2:30.60	58.18s (1)	29.88s (2)
6 SUBTLE ADVICE	3	5.1m	2:30.70	58.93s (1)	30.18s (1)
2 ARTISTIC SAINT	4	6.4m	2:30.80	59.07s (0)	30.27s (0)
7 LIFEINHEAVEN	5	7.6m	2:30.89	58.50s (0)	29.67s (0)
3 WESTERN SHOWGIRL	6	7.8m	2:30.91	58.77s (1)	30.04s (1)
1 CONDAFEW	7	11.3m	2:31.18	59.12s (0)	30.33s (0)
8 BIG GEM MONTANA	8	290.1m	2:52.95	68.80s (0)	35.73s (0)

Finish Position and metres gained from 800m



Sectionals
Powered by

PJ HARNESS ANALYSER **NEW**

Learn the power of sectionals

Check us out at www.pjdata.com.au

The Racing Queensland Board (trading as Racing Queensland) and provider are not responsible for the completeness or accuracy of any of the information contained herein, and makes no representations about its suitability for any purpose.


Redcliffe Race 3 Distance 1780m

Wednesday, 3 February 2021

Gross Time: 2:11.80 MileRate: 1:59.10 LeadTime: 11.70s First Qtr: 31.40s Second Qtr: 31.40s Third Qtr: 29.20s Fourth Qtr: 28.10s

No	Horse	Plc	Margin	Time	800Time (W)	400 Time (W)
1	RUM DELIGHT	1	0.0m	2:11.80	57.30s (0)	28.10s (0)
7	ADRENALINE RUSH	2	1.2m	2:11.89	57.09s (0)	27.89s (0)
5	BLUES TERROR	3	5.3m	2:12.19	57.42s (1)	28.20s (1)
8	CAMROLLER	4	9.2m	2:12.48	57.33s (0)	28.10s (0)
3	GWENDALION	5	10.0m	2:12.54	57.46s (1)	28.24s (1)
9	SO BOBS YOUR UNCLE	6	11.9m	2:12.68	56.98s (1)	28.13s (2)
2	HOLDINGNO CURRENCY	7	14.3m	2:12.86	57.46s (1)	28.16s (1)
6	VENUS JUJON	8	15.2m	2:12.92	57.36s (0)	28.14s (0)
4	TAYLOR HOOD	9	20.8m	2:13.34	57.26s (1)	28.35s (2)

Finish Position and metres gained from 800m



Sectionals
Powered by

PJ HARNESS ANALYSER **NEW**

Learn the power of sectionals

Check us out at www.pjdata.com.au

The Racing Queensland Board (trading as Racing Queensland) and provider are not responsible for the completeness or accuracy of any of the information contained herein, and makes no representations about its suitability for any purpose.

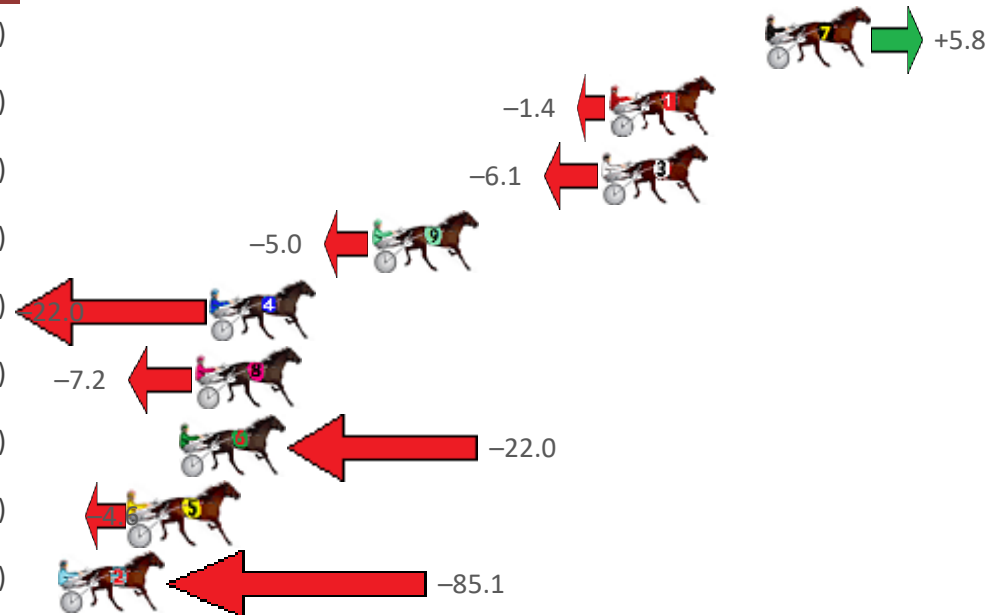
Redcliffe Race 4 Distance 2040m

Wednesday, 3 February 2021

Gross Time: 2:31.30 MileRate: 1:59.30 LeadTime: 31.70s First Qtr: 31.50s Second Qtr: 29.60s Third Qtr: 29.20s Fourth Qtr: 29.30s

NoHorse	Plc	Margin	Time	800Time (W)	400 Time (W)
7 BLOOD MONEY	1	0.0m	2:31.30	58.08s (1)	28.76s (1)
1 ROBINMEGOOD	2	6.2m	2:31.78	58.60s (0)	29.43s (0)
3 GUY LOOKS GOOD	3	6.5m	2:31.80	58.94s (0)	29.77s (0)
9 DARBY BRIGHTS	4	15.6m	2:32.50	58.86s (1)	29.55s (1)
4 ABERCROMBIE TAB	5	22.0m	2:32.99	60.10s (2)	30.19s (2)
8 DEVOUGED	6	22.6m	2:33.04	59.02s (1)	29.80s (2)
6 MAYWYNS JEWEL	7	23.2m	2:33.08	60.10s (1)	30.76s (1)
5 PIN CODE	8	25.2m	2:33.24	58.83s (1)	29.85s (1)
2 FORGIVE ME	9	97.9m	2:38.82	64.69s (0)	34.84s (0)

Finish Position and metres gained from 800m



Sectionals
Powered by

PJ HARNESS ANALYSER **NEW**

Learn the power of sectionals

Check us out at www.pjdata.com.au

The Racing Queensland Board (trading as Racing Queensland) and provider are not responsible for the completeness or accuracy of any of the information contained herein, and makes no representations about its suitability for any purpose.

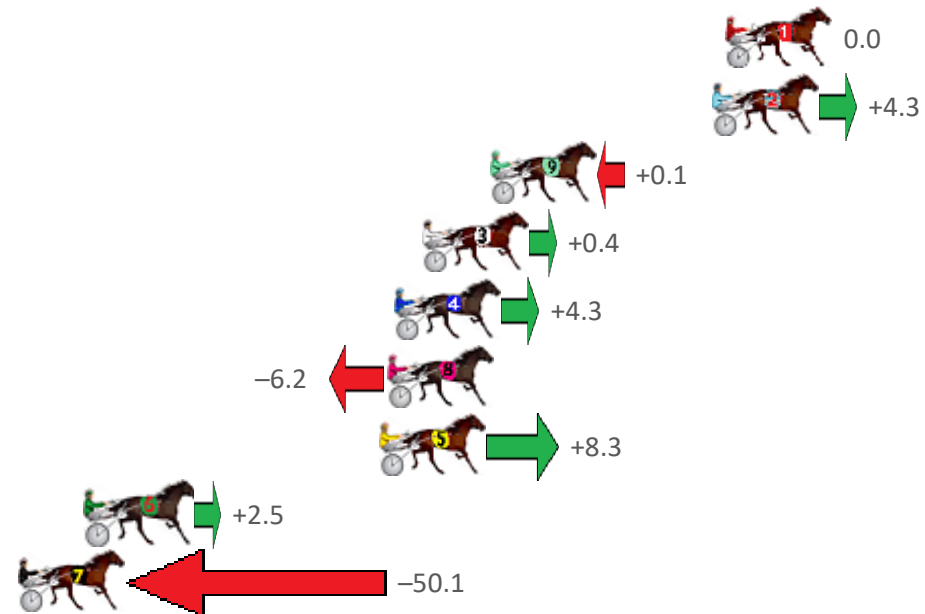
Redcliffe Race 5 Distance 1780m

Wednesday, 3 February 2021

Gross Time: 2:12.40 MileRate: 1:59.70 LeadTime: 11.60s First Qtr: 31.30s Second Qtr: 30.70s Third Qtr: 29.50s Fourth Qtr: 29.30s

NoHorse	Plc	Margin	Time	800Time (W)	400 Time (W)
1 FEEL THE THRILL	1	0.0m	2:12.40	58.80s (0)	29.30s (0)
2 SIGNOR JUJON	2	0.5m	2:12.44	58.49s (0)	29.00s (0)
9 DOOLITTLE DANDY	3	9.3m	2:13.11	58.79s (0)	29.29s (0)
3 ROCKNROLL DA GAMA	4	12.0m	2:13.32	58.77s (1)	29.36s (1)
4 NON PASSARE	5	13.1m	2:13.41	58.49s (1)	29.13s (2)
8 SHESA PEARLA	6	13.4m	2:13.43	59.25s (1)	29.85s (2)
5 CANNAN	7	13.7m	2:13.45	58.19s (1)	29.57s (2)
6 TILDALYN	8	25.3m	2:14.34	58.62s (1)	30.04s (0)
7 WILD ABOUT TOWN	9	52.5m	2:16.43	62.46s (1)	32.60s (1)

Finish Position and metres gained from 800m



Sectionals
Powered by

PJ HARNES ANALYSER **NEW**

Learn the power of sectionals

Check us out at www.pjdata.com.au

The Racing Queensland Board (trading as Racing Queensland) and provider are not responsible for the completeness or accuracy of any of the information contained herein, and makes no representations about its suitability for any purpose.

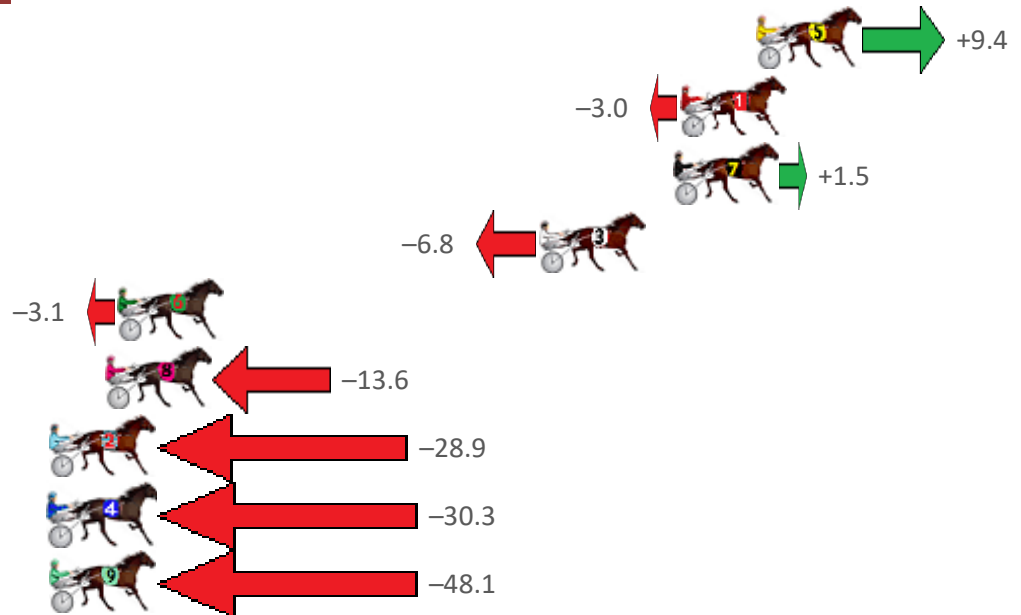
Redcliffe Race 6 Distance 1780m

Wednesday, 3 February 2021

Gross Time: 2:12.50 MileRate: 1:59.80 LeadTime: 11.40s First Qtr: 30.50s Second Qtr: 30.70s Third Qtr: 30.10s Fourth Qtr: 29.80s

NoHorse	Plc	Margin	Time	800Time (W)	400 Time (W)
5 LITTLE ARROWS	1	0.0m	2:12.50	59.20s (0)	29.13s (0)
1 BERTILS FIREFOX	2	3.0m	2:12.73	60.12s (0)	30.02s (0)
7 FAMOUS SHOES	3	3.3m	2:12.76	59.79s (0)	29.69s (0)
3 MELTON MAX GENTLE	4	8.6m	2:13.17	60.41s (1)	30.23s (1)
6 JAMAICAN RESORT	5	25.3m	2:14.48	60.13s (1)	30.59s (2)
8 ALLY PINK	6	25.8m	2:14.51	60.91s (1)	31.01s (2)
2 REDDY FIRE	7	35.9m	2:15.30	62.05s (1)	31.82s (1)
4 ARTISTIC HUMMA	8	48.9m	2:16.32	62.16s (0)	32.16s (0)
9 BUTCHERS SPECIAL	9	65.7m	2:17.63	63.48s (1)	33.17s (1)

Finish Position and metres gained from 800m



Sectionals
Powered by

PJ HARNESS ANALYSER **NEW**

Learn the power of sectionals

Check us out at www.pjdata.com.au

The Racing Queensland Board (trading as Racing Queensland) and provider are not responsible for the completeness or accuracy of any of the information contained herein, and makes no representations about its suitability for any purpose.


Redcliffe Race 7 Distance 1780m

Wednesday, 3 February 2021

Gross Time: 2:13.00 MileRate: 2:00.20 LeadTime: 11.60s First Qtr: 30.20s Second Qtr: 31.20s Third Qtr: 29.60s Fourth Qtr: 30.40s

NoHorse	Plc	Margin	Time	800Time (W)	400 Time (W)
9 MIDNIGHT QUEEN	1	0.0m	2:13.00	58.60s (1)	30.02s (2)
5 THANKHEAVNFORGIRLS	2	0.8m	2:13.06	58.33s (1)	29.64s (2)
6 MAKINMEFEELGOOD	3	1.2m	2:13.10	60.00s (1)	30.11s (1)
3 ILLBEWATCHING	4	4.2m	2:13.33	60.31s (0)	30.72s (0)
7 GROOVY MISS ANNIE	5	7.6m	2:13.60	59.81s (0)	30.13s (0)
8 TICK OF THE CLOCK	6	8.5m	2:13.68	59.56s (1)	29.88s (2)
4 IMA REGAL JET	7	19.4m	2:14.54	61.03s (1)	31.05s (1)
1 IM ISABELLA	8	21.5m	2:14.71	61.19s (0)	31.53s (0)
2 LITTLEDEE	9	22.3m	2:14.77	60.93s (1)	30.94s (1)

Finish Position and metres gained from 800m



Sectionals
Powered by

PJ HARNESS ANALYSER **NEW**

Learn the power of sectionals

Check us out at www.pjdata.com.au

The Racing Queensland Board (trading as Racing Queensland) and provider are not responsible for the completeness or accuracy of any of the information contained herein, and makes no representations about its suitability for any purpose.

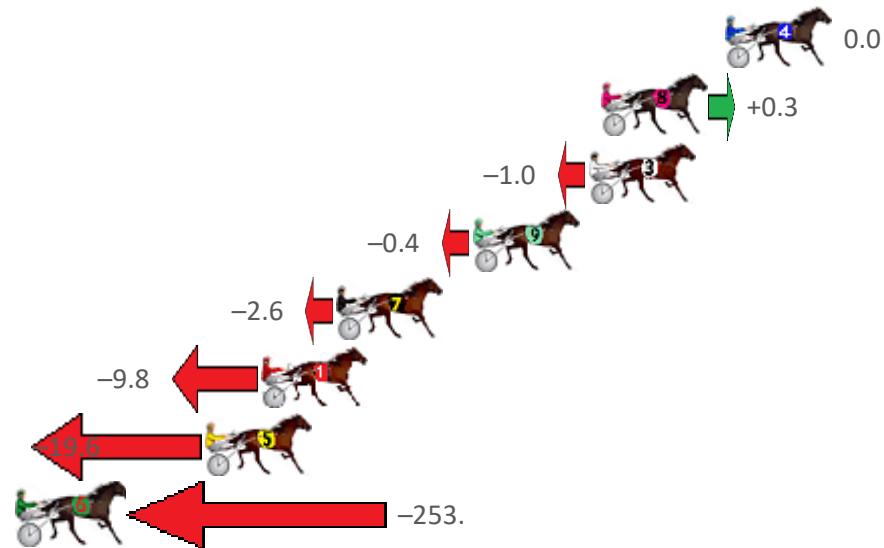
Redcliffe Race 8 Distance 1780m

Wednesday, 3 February 2021

Gross Time: 2:12.70 MileRate: 2:00.00 LeadTime: 11.00s First Qtr: 31.90s Second Qtr: 29.00s Third Qtr: 30.30s Fourth Qtr: 30.50s

NoHorse	Plc	Margin	Time	800Time (W)	400 Time (W)
4 CYCLONE KELLY	1	0.0m	2:12.70	60.80s (0)	30.50s (0)
8 MISS CATALINA	2	4.9m	2:13.09	60.78s (1)	30.40s (2)
3 MANOFLISA	3	5.4m	2:13.13	60.88s (0)	30.53s (0)
9 TURN TURN FLYER	4	10.0m	2:13.50	60.83s (1)	30.55s (3)
7 FORTYFIVE ROCK	5	15.4m	2:13.93	61.00s (0)	30.65s (1)
1 LITTLE AUCKLAND	6	18.4m	2:14.17	61.54s (0)	31.18s (0)
5 BEYOND A SHADOW	7	20.6m	2:14.34	62.28s (1)	31.80s (1)
6 JINGLES BROMAC	8	269.4m	2:34.20	79.95s (1)	49.76s (2)

Finish Position and metres gained from 800m



Sectionals
Powered by

PJ HARNES ANALYSER **NEW**

Learn the power of sectionals

Check us out at www.pjdata.com.au

The Racing Queensland Board (trading as Racing Queensland) and provider are not responsible for the completeness or accuracy of any of the information contained herein, and makes no representations about its suitability for any purpose.

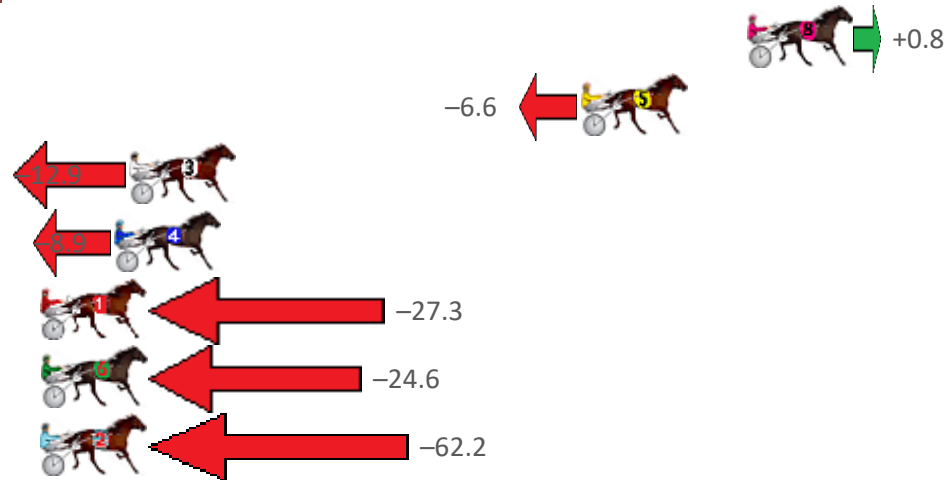
Redcliffe Race 9 Distance 2040m

Wednesday, 3 February 2021

Gross Time: 2:33.90 MileRate: 2:01.40 LeadTime: 31.70s First Qtr: 32.10s Second Qtr: 31.00s Third Qtr: 28.80s Fourth Qtr: 30.30s

NoHorse	Plc	Margin	Time	800Time (W)	400 Time (W)
8 LOVE YOUR WORK	1	0.0m	2:33.90	59.04s (1)	30.12s (1)
5 TYPHOON TORQUE	2	6.6m	2:34.42	59.58s (0)	30.80s (0)
3 TUESDAYS COURAGE	3	24.5m	2:35.84	60.05s (1)	30.67s (1)
4 KATANA	4	25.1m	2:35.89	59.75s (1)	31.33s (0)
1 TACTFILLY MIRACLE	5	31.5m	2:36.40	61.11s (0)	32.13s (0)
6 MAYWYNS HONEY	6	34.4m	2:36.63	60.91s (0)	31.85s (1)
2 THATS FUNNY	7	69.6m	2:39.42	63.67s (1)	33.31s (0)

Finish Position and metres gained from 800m



Sectionals
Powered by

PJ HARNESS ANALYSER **NEW**

Learn the power of sectionals

Check us out at www.pjdata.com.au

The Racing Queensland Board (trading as Racing Queensland) and provider are not responsible for the completeness or accuracy of any of the information contained herein, and makes no representations about its suitability for any purpose.

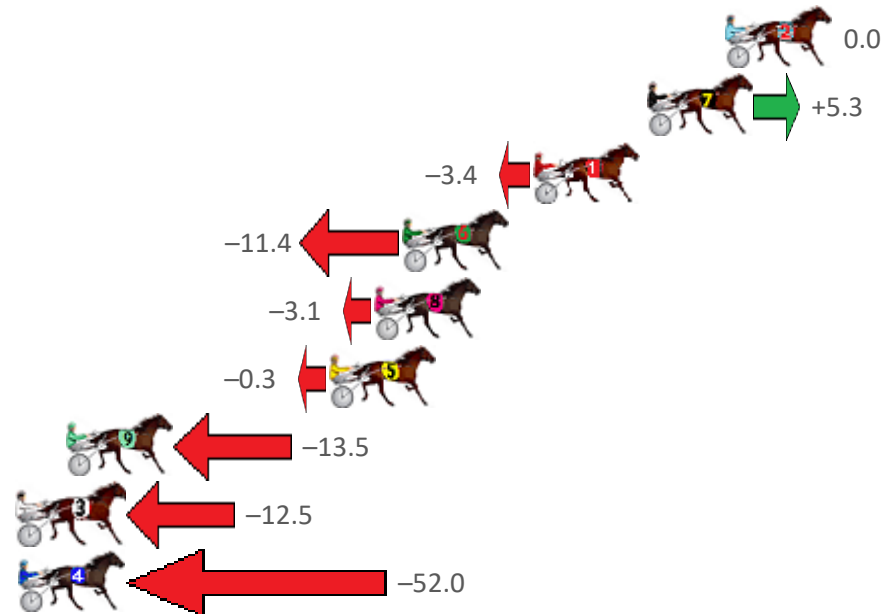
Redcliffe Race 10 Distance 1780m

Wednesday, 3 February 2021

Gross Time: 2:13.70 MileRate: 2:00.90 LeadTime: 11.60s First Qtr: 31.30s Second Qtr: 31.80s Third Qtr: 29.10s Fourth Qtr: 29.90s

NoHorse	Plc	Margin	Time	800Time (W)	400 Time (W)
2 POPEYE RUSSELL	1	0.0m	2:13.70	59.00s (0)	29.90s (0)
7 TORQUE IN CONTROL	2	3.1m	2:13.94	58.61s (0)	29.58s (1)
1 GOOD LUCK CHARM	3	7.6m	2:14.30	59.25s (0)	30.09s (0)
6 GO AWAY	4	12.8m	2:14.70	59.84s (1)	30.66s (1)
8 ESSENTIAL THREE	5	13.9m	2:14.79	59.23s (1)	29.58s (0)
5 SHEREACTS	6	15.7m	2:14.93	59.02s (1)	29.30s (1)
9 MANNI MANNI	7	26.1m	2:15.74	59.99s (0)	30.86s (0)
3 BIG SHELBY	8	30.7m	2:16.10	59.92s (0)	30.23s (0)
4 BEARS BEST	9	58.6m	2:18.29	62.81s (1)	32.92s (1)

Finish Position and metres gained from 800m



Sectionals
Powered by

PJ HARNES ANALYSER **NEW**

Learn the power of sectionals

Check us out at www.pjdata.com.au

The Racing Queensland Board (trading as Racing Queensland) and provider are not responsible for the completeness or accuracy of any of the information contained herein, and makes no representations about its suitability for any purpose.