

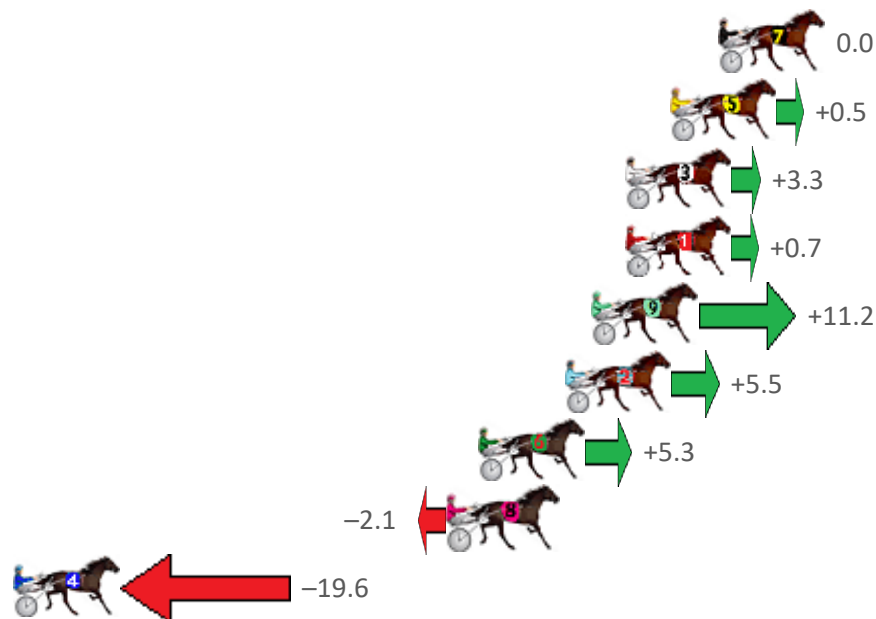
Albion Park Race 1 Distance 1660m

Saturday, 20 February 2021

Gross Time: 1:56.00 MileRate: 1:52.40 LeadTime: 3.40s First Qtr: 27.60s Second Qtr: 30.00s Third Qtr: 27.20s Fourth Qtr: 27.80s

No Horse	Plc	Margin	Time	800Time (W)	400 Time (W)
7 IDEAL WORLD	1	0.0m	1:56.00	55.00s (0)	27.80s (0)
5 HANDSOME HERO	2	1.9m	1:56.14	54.97s (1)	27.72s (1)
3 SHORTYS MATE	3	3.7m	1:56.27	54.77s (1)	27.52s (1)
1 JONAH JONES	4	3.7m	1:56.27	54.95s (0)	27.72s (0)
9 CHANTREY	5	5.0m	1:56.37	54.23s (1)	26.96s (1)
2 BRIDGET BLUE CHIP	6	6.1m	1:56.45	54.62s (1)	27.35s (1)
6 RUN BOY RUN	7	9.5m	1:56.69	54.64s (0)	27.28s (0)
8 IMA TOP TYCOON	8	10.7m	1:56.78	55.14s (0)	27.81s (0)
4 SIR JULIAN	9	40.2m	1:58.94	56.34s (0)	28.37s (0)

Finish Position and metres gained from 800m



Sectionals
Powered by

Find out about our horse reports

Comprehensive sectional reports on any horse in Australia
Perfect if you are buying, selling or own a Standard Bred

Check us out at www.pjdata.com.au and now on Facebook

The Racing Queensland Board (trading as Racing Queensland) and provider are not responsible for the completeness or accuracy of any of the information contained herein, and makes no representations about its suitability for any purpose.

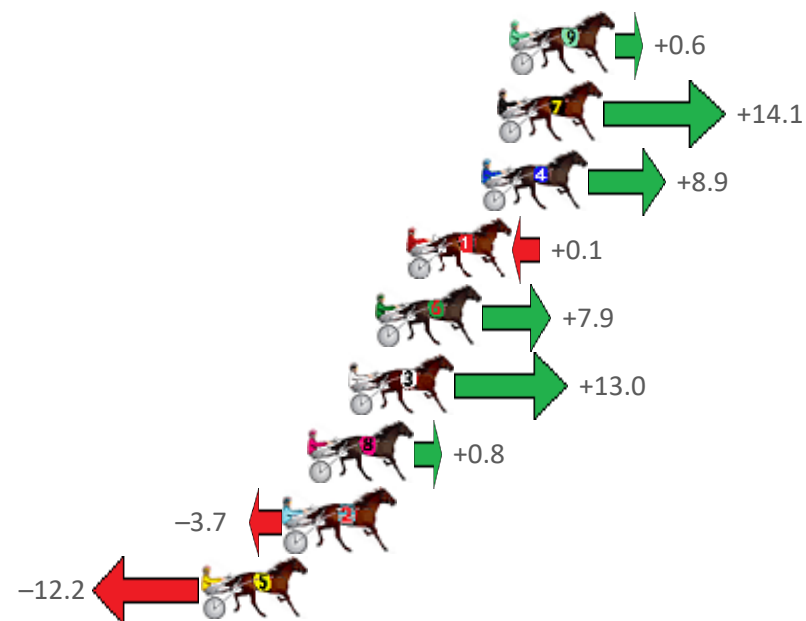
Albion Park Race 2 Distance 2138m

Saturday, 20 February 2021

Gross Time: 2:33.00 MileRate: 1:55.10 LeadTime: 37.30s First Qtr: 30.30s Second Qtr: 29.00s Third Qtr: 28.00s Fourth Qtr: 28.40s

No Horse	Plc	Margin	Time	800Time (W)	400 Time (W)
9 BLACKSADANCE	1	0.0m	2:33.00	56.36s (1)	28.39s (1)
7 BOHANNAN	2	0.5m	2:33.04	55.41s (1)	27.67s (2)
4 MONTANA CHIEF	3	1.1m	2:33.08	55.78s (1)	28.03s (2)
1 TACTICAL RESPONSE	4	4.1m	2:33.31	56.39s (0)	28.38s (0)
6 PACIFIC DRUMS	5	5.3m	2:33.40	55.85s (0)	27.93s (1)
3 LITTLE BOLT	6	6.4m	2:33.48	55.49s (1)	27.60s (1)
8 MASTER CATCH	7	8.0m	2:33.60	56.34s (0)	28.36s (0)
2 COLONEL JOY	8	8.9m	2:33.66	56.66s (1)	28.69s (1)
5 MUCH BETTOR	9	12.2m	2:33.91	57.26s (0)	29.26s (0)

Finish Position and metres gained from 800m



Sectionals
Powered by



Find out about our horse reports

Comprehensive sectional reports on any horse in Australia
Perfect if you are buying, selling or own a Standard Bred



**50% off
in February**

Check us out at www.pjdata.com.au and now on Facebook




The Racing Queensland Board (trading as Racing Queensland) and provider are not responsible for the completeness or accuracy of any of the information contained herein, and makes no representations about its suitability for any purpose.

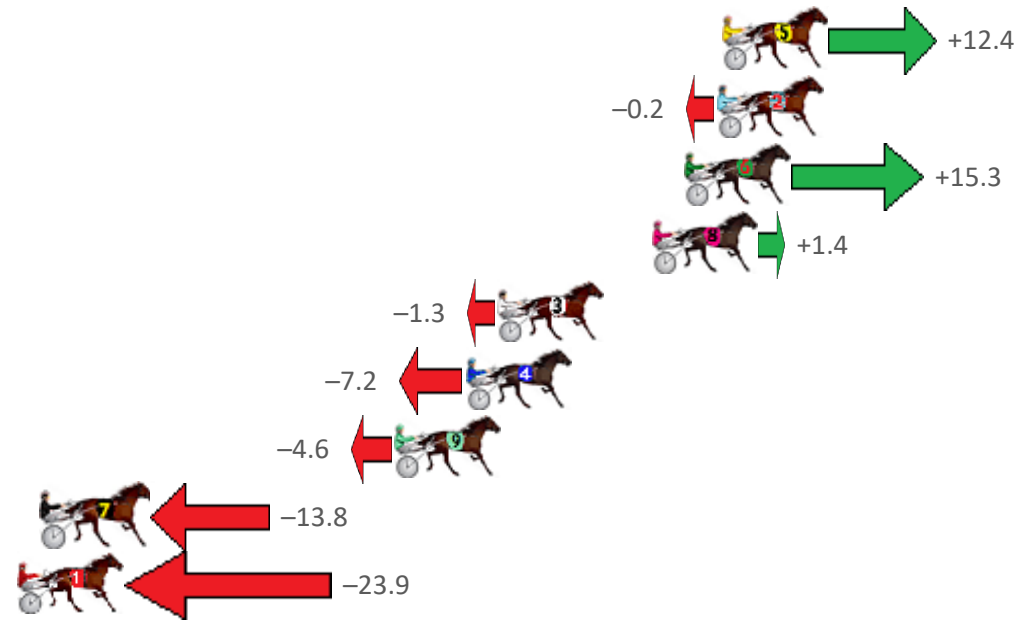
Albion Park Race 3 Distance 1660m

Saturday, 20 February 2021

Gross Time: 1:58.20 MileRate: 1:54.60 LeadTime: 3.40s First Qtr: 26.80s Second Qtr: 32.90s Third Qtr: 28.30s Fourth Qtr: 26.80s

No Horse	Plc	Margin	Time	800Time (W)	400 Time (W)
5 LARRY LINCOLN	1	0.0m	1:58.20	54.25s (1)	26.51s (2)
2 OUR MADIBA	2	0.2m	1:58.21	55.11s (0)	26.81s (0)
6 KENSINGTON BILL	3	1.5m	1:58.31	54.05s (1)	26.31s (2)
8 SLINGSHOT	4	2.8m	1:58.40	55.00s (0)	26.67s (0)
3 LOMBO HEAVEN	5	8.9m	1:58.83	55.19s (1)	26.98s (1)
4 NOTORIOUS	6	10.2m	1:58.92	55.59s (1)	27.45s (1)
9 RECIPE FOR DREAMING	7	13.0m	1:59.12	55.42s (0)	27.03s (0)
7 BAZIL BOY	8	27.0m	2:00.11	56.05s (0)	27.59s (1)
1 CONVAIR HUSTLER	9	78.9m	2:03.77	56.74s (0)	27.73s (0)

Finish Position and metres gained from 800m



Sectionals
Powered by

Find out about our horse reports

Comprehensive sectional reports on any horse in Australia
Perfect if you are buying, selling or own a Standard Bred

Check us out at www.pjdata.com.au and now on Facebook

The Racing Queensland Board (trading as Racing Queensland) and provider are not responsible for the completeness or accuracy of any of the information contained herein, and makes no representations about its suitability for any purpose.


Albion Park Race 4 Distance 2138m

Saturday, 20 February 2021

Gross Time: 2:43.00 MileRate: 2:00.40 LeadTime: 41.60s First Qtr: 32.20s Second Qtr: 31.40s Third Qtr: 29.00s Fourth Qtr: 28.80s

No Horse	Plc	Margin	Time	800Time (W)	400 Time (W)
11 GARLAND GREENE	1	0.0m	2:43.00	56.97s (1)	28.23s (2)
12 MAJESTIC SIMON	2	1.6m	2:43.12	56.75s (1)	28.00s (1)
4 TORFINO MIST	3	3.7m	2:43.28	58.07s (0)	29.06s (0)
9 GREG THE GREAT	4	5.1m	2:43.39	57.68s (1)	28.88s (1)
2 MATATOKI	5	5.7m	2:43.43	57.91s (0)	28.86s (0)
3 REDRIVERDEBBA	6	7.6m	2:43.57	57.71s (0)	28.66s (0)
7 KINGDOM COME	7	11.5m	2:43.87	57.29s (0)	28.25s (0)
8 MIRACLE RISING	8	12.1m	2:43.91	57.20s (1)	28.36s (1)
1 JEDDY R YA READY	9	30.8m	2:45.33	59.02s (0)	29.99s (0)

Finish Position and metres gained from 800m



Sectionals
Powered by

Find out about our horse reports

Comprehensive sectional reports on any horse in Australia
Perfect if you are buying, selling or own a Standard Bred

**50% off
in February**

Check us out at www.pjdata.com.au and now on Facebook

The Racing Queensland Board (trading as Racing Queensland) and provider are not responsible for the completeness or accuracy of any of the information contained herein, and makes no representations about its suitability for any purpose.

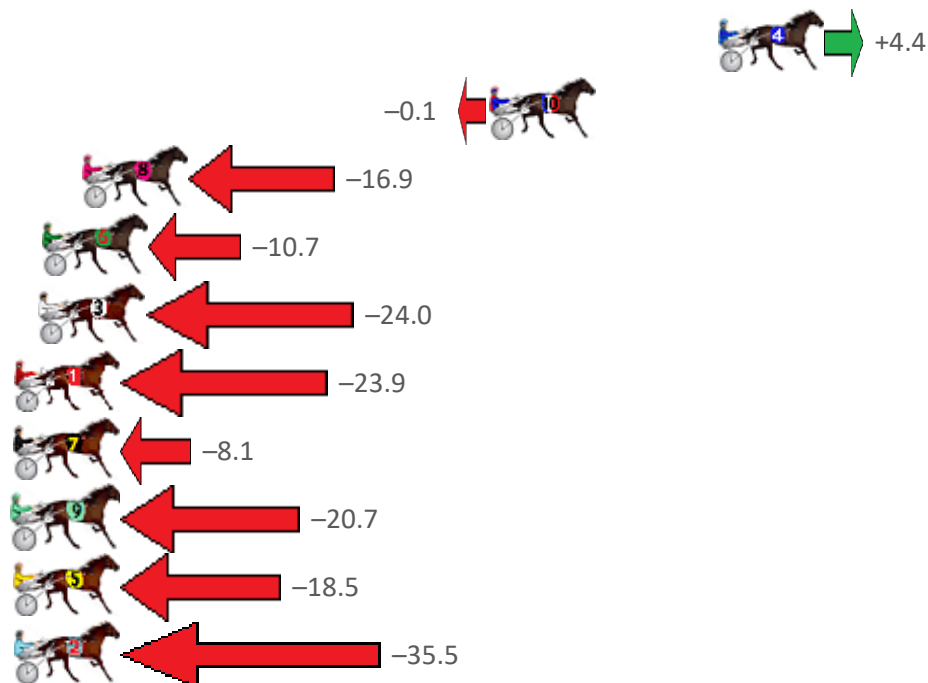
Albion Park Race 5 Distance 1660m

Saturday, 20 February 2021

Gross Time: 1:57.20 MileRate: 1:53.70 LeadTime: 3.40s First Qtr: 26.50s Second Qtr: 31.70s Third Qtr: 27.30s Fourth Qtr: 28.30s

No Horse	Plc	Margin	Time	800Time (W)	400 Time (W)
4 THEARTOFINFUSION	1	0.0m	1:57.20	55.30s (2)	28.30s (0)
10 BOOMCHUCKALUCKA	2	9.1m	1:57.88	55.61s (2)	28.77s (1)
8 RANIERI	3	25.3m	1:59.08	56.77s (0)	28.95s (0)
6 SABREUR	4	26.9m	1:59.20	56.34s (2)	28.87s (3)
3 ROCKNROLL DUDE	5	27.0m	1:59.21	57.26s (1)	29.69s (1)
1 GOSLING IN FLIGHT	6	28.1m	1:59.29	57.25s (0)	29.39s (1)
7 LIVING GRAND	7	28.9m	1:59.35	56.16s (2)	28.60s (1)
9 HOLDINGNO CURRENCY	8	30.1m	1:59.44	57.03s (1)	29.28s (2)
5 OYSTER STRIDE	9	34.1m	1:59.74	56.88s (1)	29.00s (0)
2 HEEZ PERFECT	10	35.5m	1:59.84	58.05s (0)	30.31s (0)

Finish Position and metres gained from 800m



Sectionals
Powered by

Find out about our horse reports

Comprehensive sectional reports on any horse in Australia
Perfect if you are buying, selling or own a Standard Bred

Check us out at www.pjdata.com.au and now on Facebook

The Racing Queensland Board (trading as Racing Queensland) and provider are not responsible for the completeness or accuracy of any of the information contained herein, and makes no representations about its suitability for any purpose.

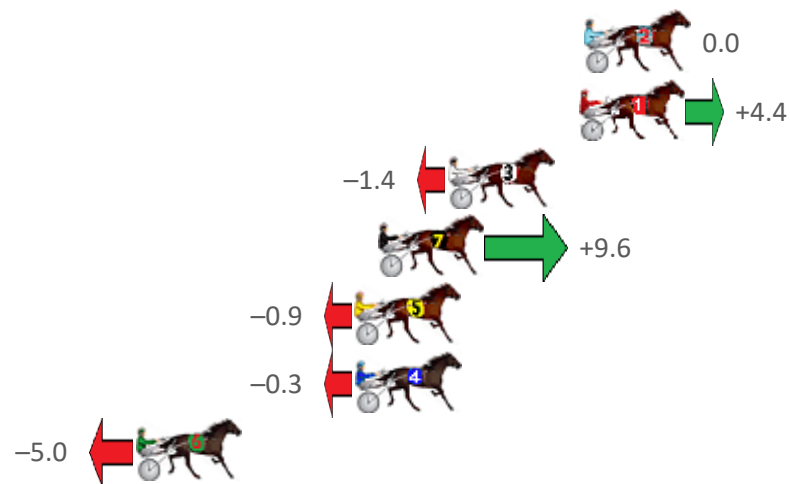
Albion Park Race 6 Distance 2138m

Saturday, 20 February 2021

Gross Time: 2:33.30 MileRate: 1:55.40 LeadTime: 39.10s First Qtr: 30.00s Second Qtr: 29.50s Third Qtr: 28.10s Fourth Qtr: 26.60s

No Horse	Plc	Margin	Time	800Time (W)	400 Time (W)
2 SECRETAGENT TYCOON	1	0.0m	2:33.30	54.70s (0)	26.60s (0)
1 CLINTAL DO	2	0.2m	2:33.31	54.40s (0)	26.31s (0)
3 ROCK WITH SAM	3	5.4m	2:33.68	54.80s (1)	26.90s (1)
7 MAJOR CAM	4	8.2m	2:33.88	54.05s (1)	26.15s (1)
5 LETS KATCHMEIFUCAN	5	9.1m	2:33.94	54.76s (1)	26.86s (1)
4 TENNYSON BROMAC	6	9.1m	2:33.94	54.72s (0)	26.62s (0)
6 NORTHVIEW HUSTLER	7	17.8m	2:34.55	55.04s (1)	27.12s (1)

Finish Position and metres gained from 800m



Sectionals
Powered by



Find out about our horse reports

Comprehensive sectional reports on any horse in Australia
Perfect if you are buying, selling or own a Standard Bred

50% off
in February

Check us out at www.pjdata.com.au and now on Facebook




The Racing Queensland Board (trading as Racing Queensland) and provider are not responsible for the completeness or accuracy of any of the information contained herein, and makes no representations about its suitability for any purpose.

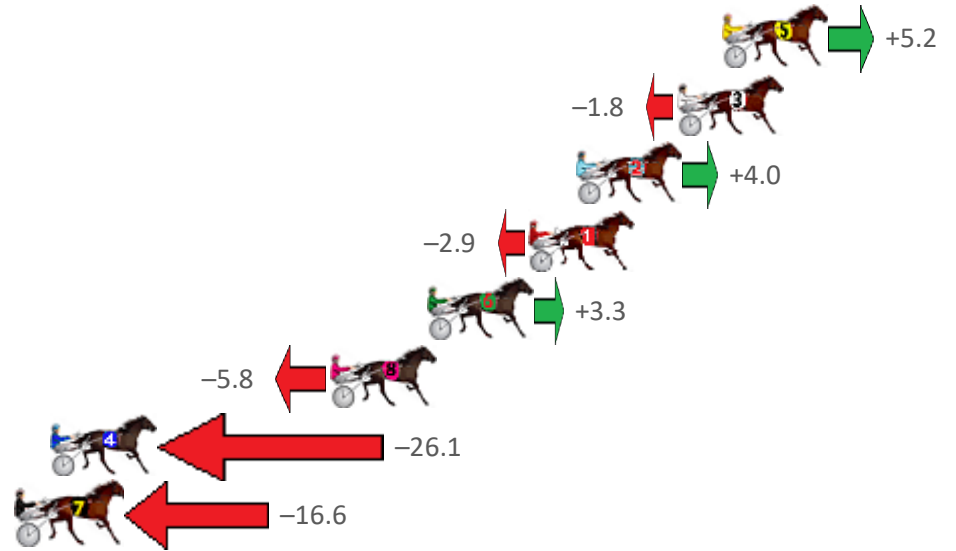
Albion Park Race 7 Distance 2138m

Saturday, 20 February 2021

Gross Time: 2:34.10 MileRate: 1:56.00 LeadTime: 37.90s First Qtr: 30.70s Second Qtr: 30.00s Third Qtr: 27.70s Fourth Qtr: 27.80s

No Horse	Plc	Margin	Time	800Time (W)	400 Time (W)
5 MAJORDOIT	1	0.0m	2:34.10	55.14s (1)	27.43s (2)
3 CORSINI	2	1.8m	2:34.23	55.62s (0)	27.92s (0)
2 ONE OFF	3	5.8m	2:34.52	55.22s (0)	27.50s (0)
1 JUST JOSHIN	4	7.7m	2:34.66	55.70s (0)	27.99s (0)
6 COURAGEOUS SAINT	5	11.7m	2:34.96	55.27s (1)	27.68s (1)
8 THATS HOW WEROLL	6	15.6m	2:35.24	55.90s (1)	28.20s (2)
4 GOTTA MOMENT	7	26.7m	2:36.05	57.30s (1)	29.52s (1)
7 PETITE PAREE	8	34.2m	2:36.60	56.65s (2)	29.33s (3)

Finish Position and metres gained from 800m



Sectionals
Powered by



Find out about our horse reports

Comprehensive sectional reports on any horse in Australia
Perfect if you are buying, selling or own a Standard Bred



**50% off
in February**

Check us out at www.pjdata.com.au and now on Facebook




The Racing Queensland Board (trading as Racing Queensland) and provider are not responsible for the completeness or accuracy of any of the information contained herein, and makes no representations about its suitability for any purpose.

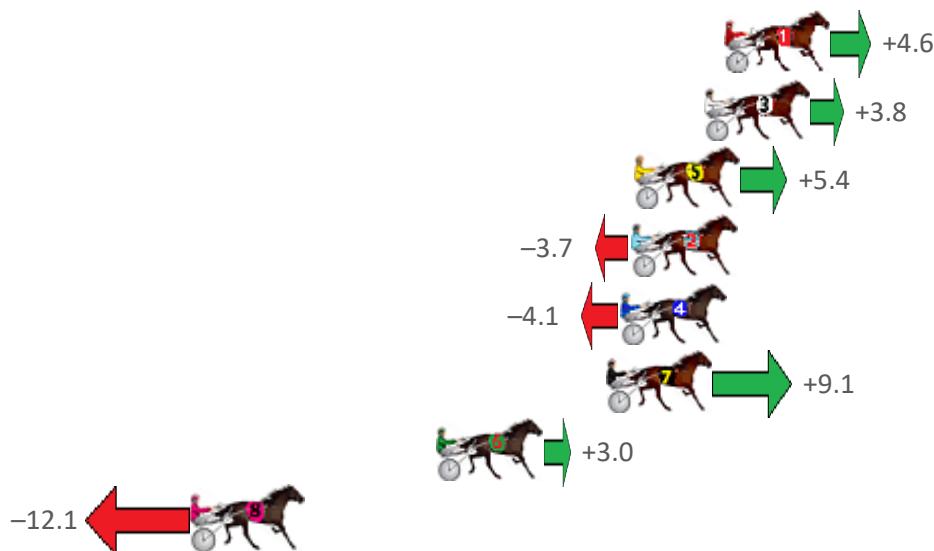
Albion Park Race 8 Distance 2138m

Saturday, 20 February 2021

Gross Time: 2:37.30 MileRate: 1:58.40 LeadTime: 39.10s First Qtr: 31.50s Second Qtr: 29.80s Third Qtr: 28.60s Fourth Qtr: 28.30s

No Horse	Plc	Margin	Time	800Time (W)	400 Time (W)
1 BRITNEY JANE	1	0.0m	2:37.30	56.57s (0)	27.96s (0)
3 MACHS MARETA	2	0.8m	2:37.36	56.63s (1)	28.02s (1)
5 KOTARE ELITE	3	3.6m	2:37.57	56.52s (1)	27.96s (2)
2 CHIASSO	4	3.7m	2:37.58	57.16s (0)	28.56s (0)
4 LOOKING FABULOUS	5	4.1m	2:37.60	57.19s (1)	28.56s (1)
7 ICE PICK ANGIE	6	4.7m	2:37.65	56.26s (1)	28.38s (2)
6 SUKI DAYO	7	11.4m	2:38.15	56.69s (0)	27.91s (0)
8 MIDNIGHT QUEEN	8	21.1m	2:38.87	57.76s (0)	28.98s (0)

Finish Position and metres gained from 800m



Sectionals
Powered by



Find out about our horse reports

Comprehensive sectional reports on any horse in Australia
Perfect if you are buying, selling or own a StandardBred

50% off
in February

Check us out at www.pjdata.com.au and now on Facebook




The Racing Queensland Board (trading as Racing Queensland) and provider are not responsible for the completeness or accuracy of any of the information contained herein, and makes no representations about its suitability for any purpose.

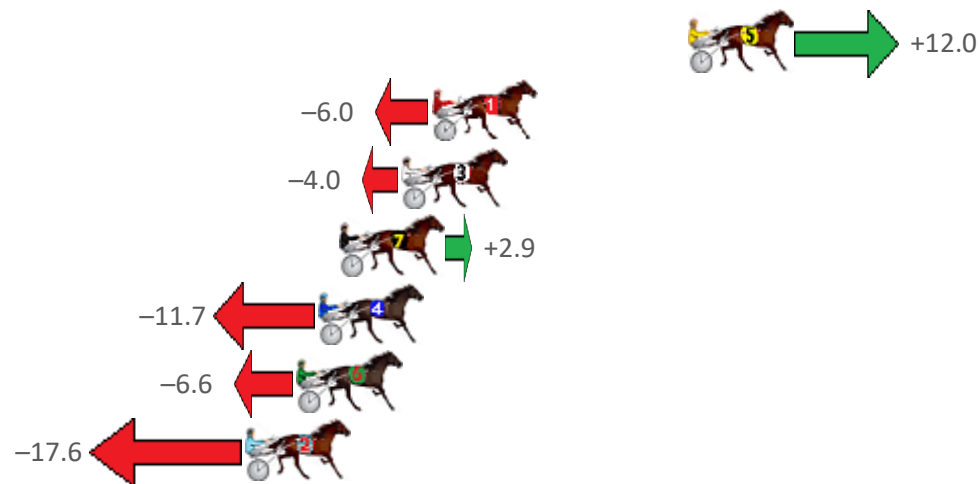
Albion Park Race 9 Distance 2138m

Saturday, 20 February 2021

Gross Time: 2:32.90 MileRate: 1:55.10 LeadTime: 37.90s First Qtr: 29.90s Second Qtr: 29.60s Third Qtr: 27.90s Fourth Qtr: 27.60s

No Horse	Plc	Margin	Time	800Time (W)	400 Time (W)
5 CLARRY	1	0.0m	2:32.90	54.67s (1)	27.02s (2)
1 FEELINGFORARAINBOW	2	10.2m	2:33.64	55.91s (0)	28.01s (0)
3 SO KOOL MASTER	3	11.4m	2:33.73	55.78s (1)	28.00s (1)
7 SPEEDY DOMINIC	4	13.9m	2:33.91	55.30s (1)	27.65s (2)
4 FRANCO LANDRY	5	14.7m	2:33.97	56.31s (1)	28.51s (1)
6 SPARKLING COLLECT	6	15.6m	2:34.03	55.96s (0)	28.08s (0)
2 OUR MAJOR DAY	7	17.6m	2:34.18	56.71s (0)	28.81s (0)

Finish Position and metres gained from 800m



Sectionals
Powered by

Find out about our horse reports

Comprehensive sectional reports on any horse in Australia
Perfect if you are buying, selling or own a Standard Bred

**50% off
in February**

Check us out at www.pjdata.com.au and now on Facebook

The Racing Queensland Board (trading as Racing Queensland) and provider are not responsible for the completeness or accuracy of any of the information contained herein, and makes no representations about its suitability for any purpose.

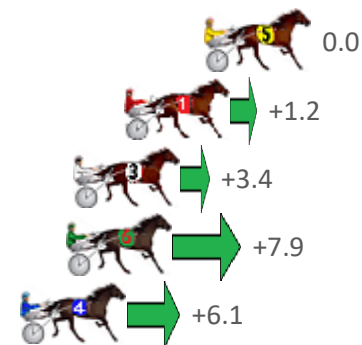
Albion Park Race 10 Distance 1660m

Saturday, 20 February 2021

Gross Time: 1:58.90 MileRate: 1:55.30 LeadTime: 3.40s First Qtr: 29.30s Second Qtr: 30.90s Third Qtr: 28.30s Fourth Qtr: 27.00s

No Horse	Plc	Margin	Time	800Time (W)	400 Time (W)
5 MISS RUBY SUNSHINE	1	0.0m	1:58.90	55.30s (0)	27.00s (0)
1 MILLWOOD TILLY	2	3.2m	1:59.13	55.22s (0)	26.91s (0)
3 NIMAH FRANCO	3	5.2m	1:59.27	55.07s (0)	26.73s (0)
6 A RAINBOW DELIGHT	4	5.5m	1:59.29	54.76s (1)	26.99s (1)
4 ETERNAL PROMISE	5	7.3m	1:59.42	54.88s (0)	26.56s (0)

Finish Position and metres gained from 800m



Sectionals
Powered by



Find out about our horse reports

Comprehensive sectional reports on any horse in Australia
Perfect if you are buying, selling or own a Standard Bred



**50% off
in February**

Check us out at www.pjdata.com.au and now on Facebook




The Racing Queensland Board (trading as Racing Queensland) and provider are not responsible for the completeness or accuracy of any of the information contained herein, and makes no representations about its suitability for any purpose.