

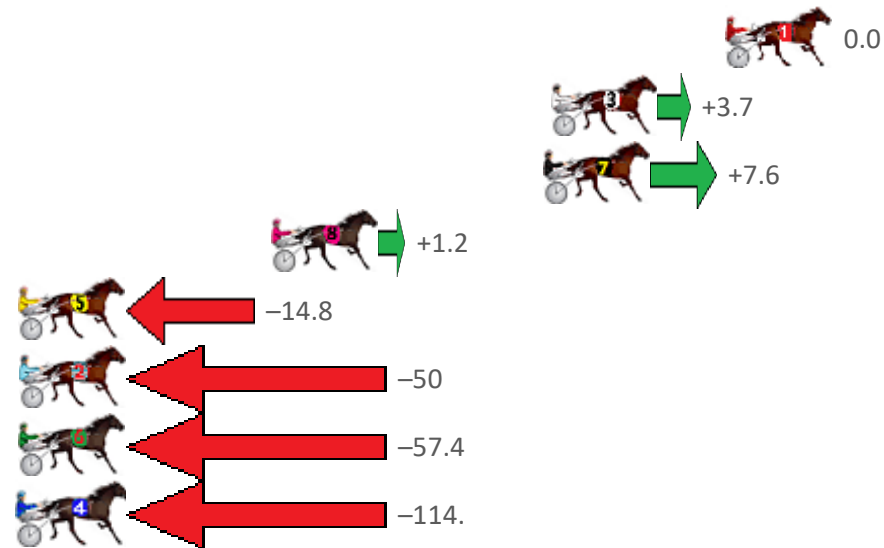
Marburg Race 1 Distance 1850m

Monday, 29 March 2021

Gross Time: 2:17.50 MileRate: 1:59.60 LeadTime: 16.40s First Qtr: 28.70s Second Qtr: 31.70s Third Qtr: 30.40s Fourth Qtr: 30.30s

NoHorse	Plc	Margin	Time	800Time (W)	400 Time (W)
1 A GOOD IDEAL	1	0.0m	2:17.50	60.70s (0)	30.30s (0)
3 TICK OF THE CLOCK	2	6.9m	2:18.05	60.42s (2)	30.28s (0)
7 THATS FUNNY	3	7.2m	2:18.07	60.13s (2)	30.01s (1)
8 DJANGO MACH	4	18.0m	2:18.93	60.61s (2)	30.27s (1)
5 MELTON MAX GENTLE	5	29.4m	2:19.83	61.82s (0)	30.66s (1)
2 WHATA REACTOR	6	55.1m	2:21.87	64.40s (2)	33.35s (0)
6 MODERN THOUGHT	7	64.0m	2:22.58	65.03s (0)	33.49s (0)
4 LIVING FREE	8	119.4m	2:26.97	69.33s (1)	36.30s (0)

Finish Position and metres gained from 800m



Sectionals
Powered by

PJ HARNESS ANALYSER
HORSE REPORTS RAW DATA
 All your sectional needs
 Check us out at www.pjdata.com.au and now on Facebook



The Racing Queensland Board (trading as Racing Queensland) and provider are not responsible for the completeness or accuracy of any of the information contained herein, and makes no representations about its suitability for any purpose.

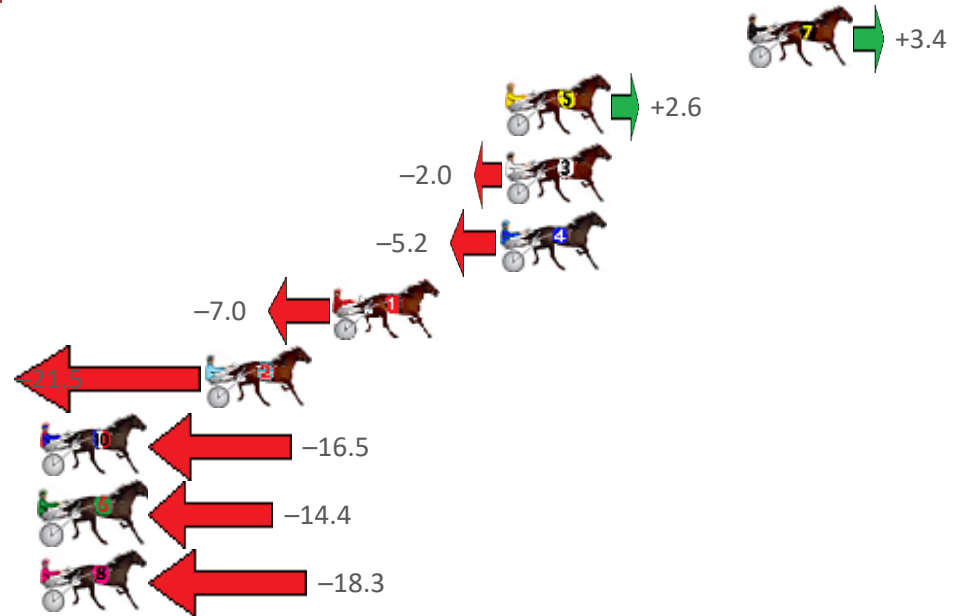
Marburg Race 2 Distance 2200m

Monday, 29 March 2021

Gross Time: 2:44.90 MileRate: 2:00.60 LeadTime: 45.70s First Qtr: 29.80s Second Qtr: 30.90s Third Qtr: 29.50s Fourth Qtr: 29.00s

No	Horse	Plc	Margin	Time	800Time (W)	400 Time (W)
7	COPPICE	1	0.0m	2:44.90	58.25s (1)	28.96s (1)
5	ATOMIC BOMBSHELL	2	9.6m	2:45.63	58.31s (1)	29.48s (2)
3	IMA BIRUBI BOY	3	9.6m	2:45.63	58.65s (1)	29.29s (1)
4	MISS CATALINA	4	9.8m	2:45.65	58.88s (0)	29.40s (0)
1	RISKY BUZINESS	5	16.4m	2:46.15	59.01s (0)	29.46s (1)
2	GHOST GUM	6	21.5m	2:46.54	60.06s (0)	30.55s (0)
10	JANSSON	7	30.7m	2:47.24	59.70s (0)	30.19s (0)
6	IT AINT ROYAL	8	31.0m	2:47.26	59.55s (1)	30.27s (2)
8	MONTANA PRIDE	9	53.3m	2:48.96	59.83s (0)	30.32s (0)

Finish Position and metres gained from 800m



Sectionals
Powered by

PJ HARNESS ANALYSER

HORSE REPORTS RAW DATA

All your sectional needs

Check us out at www.pjdata.com.au and now on Facebook

The Racing Queensland Board (trading as Racing Queensland) and provider are not responsible for the completeness or accuracy of any of the information contained herein, and makes no representations about its suitability for any purpose.

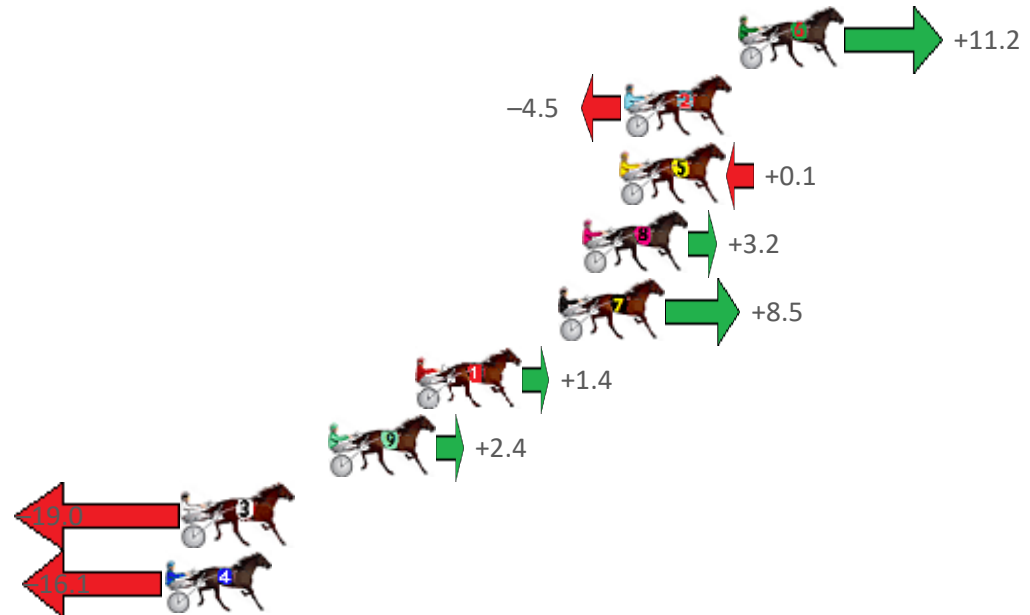
Marburg Race 3 Distance 2200m

Monday, 29 March 2021

Gross Time: 2:45.90 MileRate: 2:01.40 LeadTime: 45.70s First Qtr: 30.80s Second Qtr: 31.10s Third Qtr: 28.90s Fourth Qtr: 29.40s

NoHorse	Plc	Margin	Time	800Time (W)	400 Time (W)
6 ITS MR CLOONEY	1	0.0m	2:45.90	57.49s (2)	28.87s (3)
2 CONDAFEW	2	4.5m	2:46.25	58.63s (0)	29.73s (0)
5 QUICK STEP	3	4.7m	2:46.26	58.29s (0)	29.44s (0)
8 BIG GEM MONTANA	4	6.2m	2:46.38	58.07s (0)	29.24s (0)
7 FLAME LADY	5	7.1m	2:46.45	57.68s (2)	29.03s (2)
1 HESLUVABLE	6	12.8m	2:46.89	58.20s (0)	29.78s (1)
9 OUR FRIEND	7	16.2m	2:47.15	58.13s (1)	29.60s (0)
3 SPECIALANDIKNOWIT	8	22.0m	2:47.60	59.68s (1)	30.77s (1)
4 IN CHEVRON WE TRUST	9	22.7m	2:47.65	59.47s (2)	30.52s (2)

Finish Position and metres gained from 800m



Sectionals
Powered by

PJ HARNESS ANALYSER

HORSE REPORTS RAW DATA

All your sectional needs

Check us out at www.pjdata.com.au and now on Facebook

The Racing Queensland Board (trading as Racing Queensland) and provider are not responsible for the completeness or accuracy of any of the information contained herein, and makes no representations about its suitability for any purpose.


Marburg Race 4 Distance 1850m

Monday, 29 March 2021

Gross Time: 2:14.90 MileRate: 1:57.40 LeadTime: 16.90s First Qtr: 29.20s Second Qtr: 30.00s Third Qtr: 29.20s Fourth Qtr: 29.60s

NoHorse	Plc	Margin	Time	800Time (W)	400 Time (W)
8 MAKINMEFEELGOOD	1	0.0m	2:14.90	57.51s (2)	29.36s (1)
1 BEYOND A SHADOW	2	9.8m	2:15.66	59.52s (0)	30.32s (0)
6 GALVARINO	3	12.8m	2:15.89	59.33s (0)	30.22s (0)
5 PERFECT FEELING	4	25.7m	2:16.89	59.92s (0)	30.62s (0)
7 ROCKNROLL PROMISE	5	41.0m	2:18.08	60.69s (1)	31.04s (2)
4 BEEJAYS DELIGHT	6	44.1m	2:18.32	60.40s (1)	31.62s (1)
3 CLARES FOOL	7	61.8m	2:19.69	61.84s (0)	32.66s (0)
2 ARK	8	68.4m	2:20.21	63.04s (1)	32.96s (1)

Finish Position and metres gained from 800m



Sectionals
Powered by

PJ HARNESS ANALYSER
HORSE REPORTS RAW DATA
All your sectional needs
Check us out at www.pjdata.com.au and now on Facebook

The Racing Queensland Board (trading as Racing Queensland) and provider are not responsible for the completeness or accuracy of any of the information contained herein, and makes no representations about its suitability for any purpose.

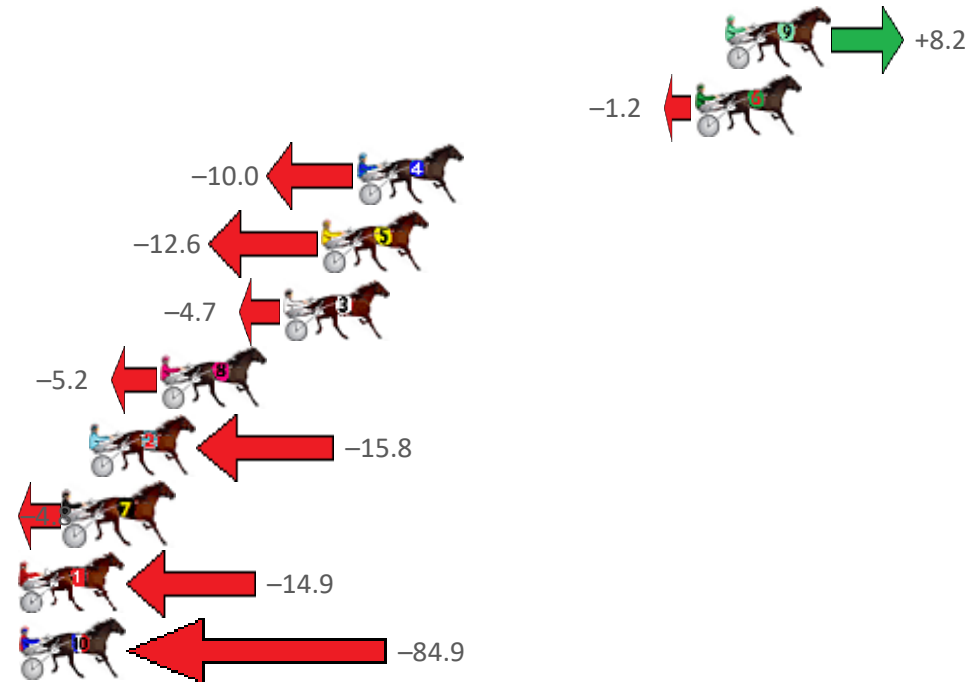
Marburg Race 5 Distance 2200m

Monday, 29 March 2021

Gross Time: 2:44.70 MileRate: 2:00.50 LeadTime: 45.50s First Qtr: 29.40s Second Qtr: 31.60s Third Qtr: 29.40s Fourth Qtr: 28.80s

NoHorse	Plc	Margin	Time	800Time (W)	400 Time (W)
9 KING OF TRUMPS	1	0.0m	2:44.70	57.61s (1)	28.36s (2)
6 MAGICOL IDEAL	2	1.2m	2:44.79	58.29s (0)	28.89s (0)
4 DESPONDENT	3	14.6m	2:45.80	58.92s (0)	29.47s (0)
5 DONNY JONES	4	16.0m	2:45.91	59.11s (1)	29.66s (1)
3 ROCKNROLL DA GAMA	5	17.5m	2:46.02	58.54s (1)	29.21s (1)
8 COURAGEOUS LEO	6	22.4m	2:46.39	58.58s (1)	29.23s (1)
2 DARBY BRIGHTS	7	25.2m	2:46.61	59.34s (0)	29.77s (0)
7 KOTARE ELITE	8	26.2m	2:46.68	58.55s (1)	29.14s (1)
1 WOODLANDS WONDER	9	29.3m	2:46.91	59.28s (0)	29.74s (0)
10 AQUA CRUISER	10	129.9m	2:54.52	64.34s (0)	32.73s (0)

Finish Position and metres gained from 800m



Sectionals
Powered by

PJ HARNESS ANALYSER

HORSE REPORTS RAW DATA

All your sectional needs

Check us out at www.pjdata.com.au and now on Facebook

The Racing Queensland Board (trading as Racing Queensland) and provider are not responsible for the completeness or accuracy of any of the information contained herein, and makes no representations about its suitability for any purpose.

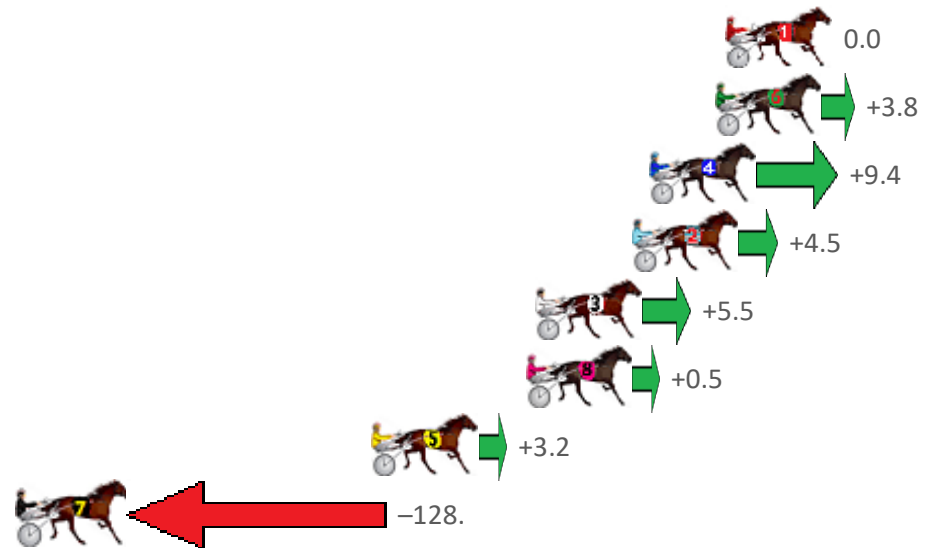
Marburg Race 6 Distance 1850m

Monday, 29 March 2021

Gross Time: 2:22.50 MileRate: 2:03.90 LeadTime: 18.50s First Qtr: 31.60s Second Qtr: 33.70s Third Qtr: 29.90s Fourth Qtr: 28.80s

NoHorse	Plc	Margin	Time	800Time (W)	400 Time (W)
1 HURRIKANE SPECIAL	1	0.0m	2:22.50	58.70s (0)	28.70s (0)
6 RANCHO MAN	2	0.4m	2:22.53	58.42s (0)	28.43s (0)
4 SHESFEELINPRECIOUS	3	3.0m	2:22.73	58.01s (1)	28.64s (1)
2 RAINBOW STYLING	4	3.7m	2:22.78	58.37s (1)	29.06s (1)
3 PITTSWORTH MAN	5	7.5m	2:23.07	58.30s (0)	28.23s (0)
8 ABERCROMBIE TAB	6	7.9m	2:23.10	58.66s (0)	28.58s (0)
5 NIFTY STUDLEIGH	7	14.0m	2:23.56	58.47s (1)	28.93s (1)
7 DOLLARBILL	8	132.7m	2:32.53	68.11s (1)	36.48s (0)

Finish Position and metres gained from 800m



Sectionals
Powered by

PJ HARNESS ANALYSER
HORSE REPORTS RAW DATA
All your sectional needs
Check us out at www.pjdata.com.au and now on Facebook

The Racing Queensland Board (trading as Racing Queensland) and provider are not responsible for the completeness or accuracy of any of the information contained herein, and makes no representations about its suitability for any purpose.

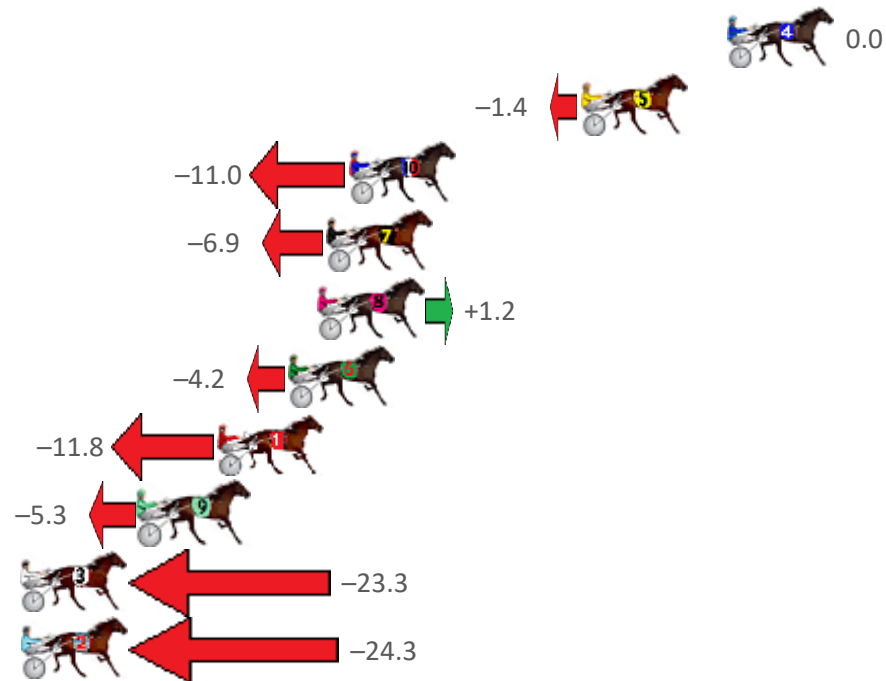
Marburg Race 7 Distance 2200m

Monday, 29 March 2021

Gross Time: 2:44.60 MileRate: 2:00.40 LeadTime: 47.30s First Qtr: 30.50s Second Qtr: 31.00s Third Qtr: 27.40s Fourth Qtr: 28.40s

NoHorse	Plc	Margin	Time	800Time (W)	400 Time (W)
4 GLENEAGLE WARRIOR	1	0.0m	2:44.60	55.80s (0)	28.40s (0)
5 ISLAS JOY	2	5.8m	2:45.03	55.90s (0)	28.51s (0)
10 JAY TEE TYRON	3	15.0m	2:45.72	56.56s (1)	29.06s (1)
7 ALI DOWNUNDER	4	15.9m	2:45.79	56.28s (0)	28.83s (0)
8 ALE ALE KAI	5	16.2m	2:45.81	55.72s (0)	28.39s (1)
6 MACH TORQUE	6	17.4m	2:45.90	56.09s (0)	28.64s (0)
1 PACIFIC COIN	7	20.2m	2:46.11	56.62s (1)	29.01s (1)
9 RAGNARR	8	23.3m	2:46.34	56.17s (1)	28.62s (2)
3 OLIVER WINKLE	9	36.9m	2:47.35	57.42s (1)	29.86s (2)
2 GOSLING IN FLIGHT	10	46.7m	2:48.08	57.49s (1)	30.00s (1)

Finish Position and metres gained from 800m



Sectionals
Powered by

PJ HARNESS ANALYSER

HORSE REPORTS RAW DATA

All your sectional needs

Check us out at www.pjdata.com.au and now on Facebook

The Racing Queensland Board (trading as Racing Queensland) and provider are not responsible for the completeness or accuracy of any of the information contained herein, and makes no representations about its suitability for any purpose.


Marburg Race 8 Distance 1850m

Monday, 29 March 2021

Gross Time: 2:14.80 MileRate: 1:57.30 LeadTime: 16.50s First Qtr: 29.10s Second Qtr: 31.30s Third Qtr: 29.00s Fourth Qtr: 28.90s

NoHorse	Plc	Margin	Time	800Time (W)	400 Time (W)
2 MAFFIOSO GIRL	1	0.0m	2:14.80	57.90s (0)	28.90s (0)
8 HIT THE TRACK	2	15.9m	2:16.01	58.40s (0)	29.32s (0)
3 NEWMERELLA LADYKAY	3	18.6m	2:16.21	58.89s (0)	29.81s (0)
7 AFTER DARN	4	31.8m	2:17.21	59.45s (1)	30.57s (2)
1 LOOKS JUST RIGHT	5	33.9m	2:17.37	59.36s (0)	30.20s (0)
5 ALL GOOD WALLY	6	55.9m	2:19.04	61.52s (1)	32.28s (1)
4 SEAMARK	7	59.1m	2:19.28	60.21s (0)	30.63s (0)

Finish Position and metres gained from 800m



Sectionals
Powered by

PJ

HARNESS ANALYSER

HORSE REPORTS RAW DATA

All your sectional needs

Check us out at www.pjdata.com.au and now on Facebook

The Racing Queensland Board (trading as Racing Queensland) and provider are not responsible for the completeness or accuracy of any of the information contained herein, and makes no representations about its suitability for any purpose.