

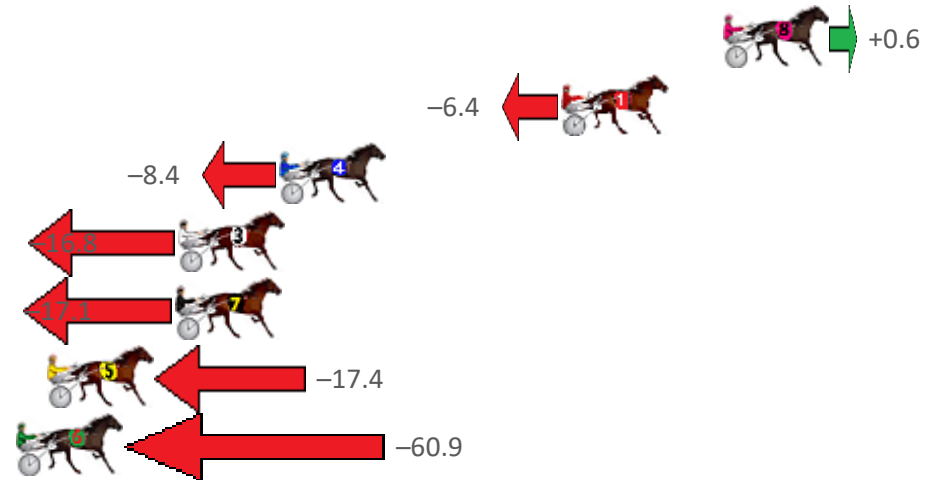
# Redcliffe Race 1 Distance 1780m

Thursday, 1 April 2021

Gross Time: 2:13.10 MileRate: 2:00.40 LeadTime: 11.90s First Qtr: 30.70s Second Qtr: 32.10s Third Qtr: 29.80s Fourth Qtr: 28.60s

NoHorse	Plc	Margin	Time	800Time (W)	400 Time (W)
8 OUR BOY BOBBY	1	0.0m	2:13.10	58.36s (1)	28.60s (1)
1 GO AWAY	2	6.4m	2:13.58	58.86s (0)	29.06s (0)
4 SHADYS CULLECT	3	17.6m	2:14.42	59.01s (1)	29.14s (1)
3 DREAMOUTS NIECE	4	21.6m	2:14.72	59.62s (1)	29.79s (1)
7 MUMMYS GIRL	5	21.7m	2:14.73	59.64s (0)	29.70s (0)
5 GAME KEEPER	6	26.8m	2:15.11	59.66s (0)	29.72s (0)
6 KAMEKONA	7	120.9m	2:22.18	62.82s (0)	30.80s (0)

Finish Position and metres gained from 800m



Sectionals  
Powered by

**PJ HARNESS ANALYSER**  
HORSE REPORTS RAW DATA  
All your sectional needs  
Check us out at [www.pjdata.com.au](http://www.pjdata.com.au) and now on Facebook



The Racing Queensland Board (trading as Racing Queensland) and provider are not responsible for the completeness or accuracy of any of the information contained herein, and makes no representations about its suitability for any purpose.

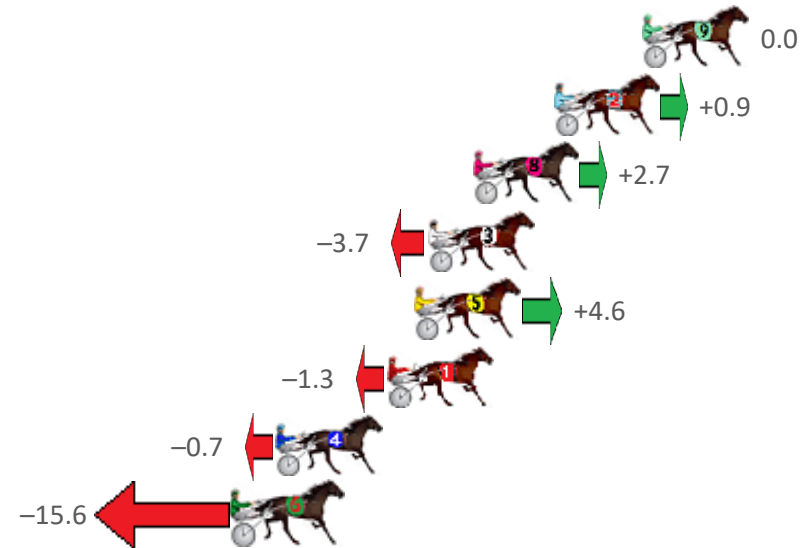
# Redcliffe Race 2 Distance 1780m

Thursday, 1 April 2021

Gross Time: 2:13.20 MileRate: 2:00.40 LeadTime: 11.30s First Qtr: 31.00s Second Qtr: 31.50s Third Qtr: 30.00s Fourth Qtr: 29.40s

NoHorse	Plc	Margin	Time	800Time (W)	400 Time (W)
9 OCEAN LANE	1	0.0m	2:13.20	59.40s (0)	29.40s (0)
2 TACTFILLY MIRACLE	2	3.5m	2:13.47	59.33s (0)	29.33s (0)
8 LETS BLAZE	3	6.7m	2:13.72	59.20s (1)	29.47s (2)
3 CHAMPAGNE REACTOR	4	8.5m	2:13.86	59.67s (1)	29.54s (1)
5 GALVARINO	5	9.0m	2:13.89	59.06s (1)	29.31s (2)
1 GEORGEZILLA	6	10.1m	2:13.98	59.50s (0)	29.50s (0)
4 BLACKJACK JIM	7	14.5m	2:14.32	59.45s (0)	29.55s (1)
6 AMARONE	8	16.2m	2:14.45	60.55s (1)	30.41s (1)

Finish Position and metres gained from 800m



Sectionals  
Powered by

**PJ HARNESS ANALYSER**  
HORSE REPORTS RAW DATA  
All your sectional needs  
Check us out at [www.pjdata.com.au](http://www.pjdata.com.au) and now on Facebook



The Racing Queensland Board (trading as Racing Queensland) and provider are not responsible for the completeness or accuracy of any of the information contained herein, and makes no representations about its suitability for any purpose.

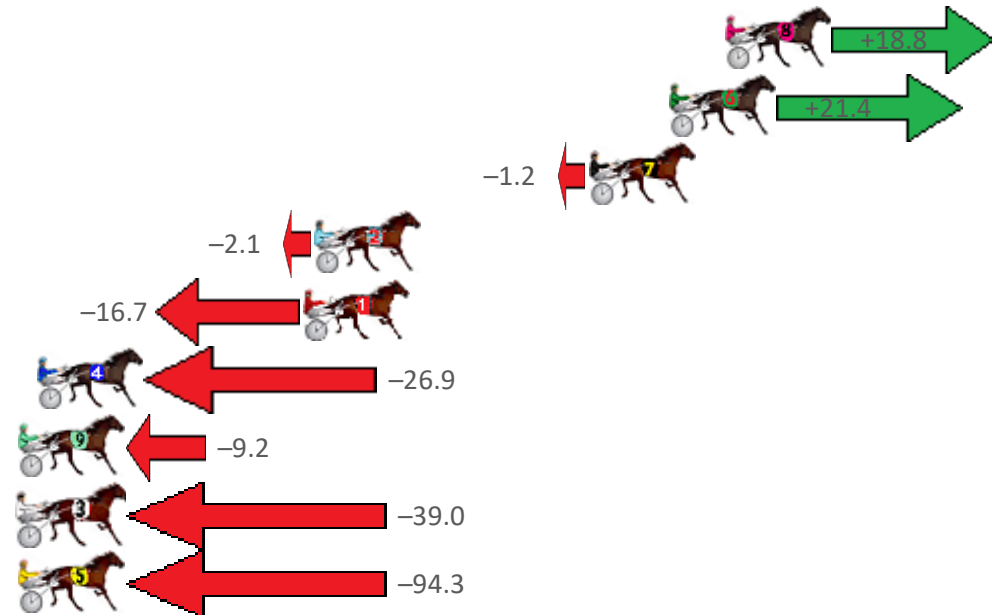
# Redcliffe Race 3 Distance 1780m

Thursday, 1 April 2021

Gross Time: 2:15.50 MileRate: 2:02.50 LeadTime: 11.40s First Qtr: 30.50s Second Qtr: 31.60s Third Qtr: 30.80s Fourth Qtr: 31.20s

NoHorse	Plc	Margin	Time	800Time (W)	400 Time (W)
8 FAMOUS SHOES	1	0.0m	2:15.50	60.55s (1)	30.64s (2)
6 ARK	2	2.2m	2:15.68	60.35s (1)	30.42s (2)
7 ALLY PINK	3	5.4m	2:15.94	62.09s (0)	31.29s (0)
2 ARTISTIC HUMMA	4	16.3m	2:16.83	62.16s (1)	30.90s (1)
1 WRITEABOUTCHELSEA	5	16.7m	2:16.86	63.29s (0)	32.50s (0)
4 WHATA REACTOR	6	27.3m	2:17.73	64.07s (1)	32.76s (1)
9 TRUMP EM BABE	7	34.4m	2:18.31	62.71s (0)	31.54s (0)
3 SOMEWHEREINHEAVEN	8	48.8m	2:19.48	65.01s (0)	33.93s (0)
5 ILLBEWATCHING	9	103.7m	2:23.96	69.27s (1)	37.35s (0)

Finish Position and metres gained from 800m



Sectionals  
Powered by

**PJ HARNESS ANALYSER**  
**HORSE REPORTS RAW DATA**  
 All your sectional needs  
 Check us out at [www.pjdata.com.au](http://www.pjdata.com.au) and now on Facebook



The Racing Queensland Board (trading as Racing Queensland) and provider are not responsible for the completeness or accuracy of any of the information contained herein, and makes no representations about its suitability for any purpose.

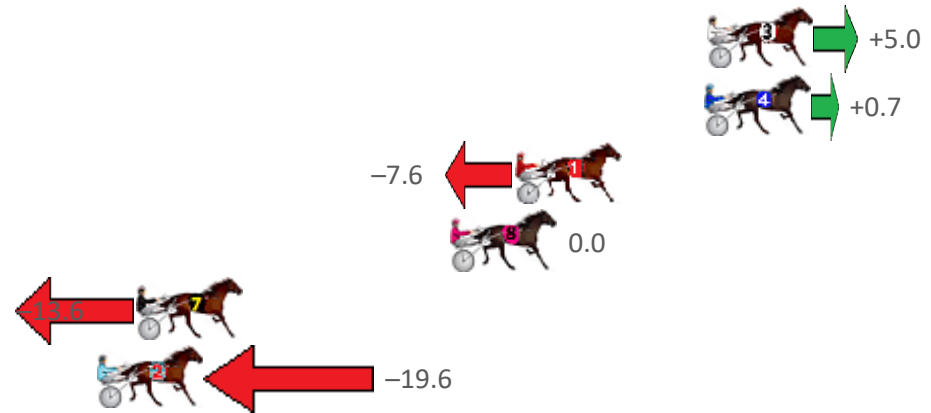
# Redcliffe Race 4 Distance 1780m

Thursday, 1 April 2021

Gross Time: 2:13.30 MileRate: 2:00.50 LeadTime: 11.30s First Qtr: 31.80s Second Qtr: 31.80s Third Qtr: 29.30s Fourth Qtr: 29.10s

NoHorse	Plc	Margin	Time	800Time (W)	400 Time (W)
3 ASHLEE NITRO	1	0.0m	2:13.30	58.04s (1)	28.78s (1)
4 HOT EMBERS	2	0.1m	2:13.31	58.35s (1)	29.11s (1)
1 ARK ME	3	7.6m	2:13.88	58.95s (0)	29.58s (0)
8 APACHE WHITESOX	4	10.2m	2:14.08	58.40s (1)	29.11s (1)
7 NIKALONG HENRY	5	22.6m	2:15.03	59.39s (0)	29.88s (0)
2 SOME GIRLSOMEWHERE	6	24.2m	2:15.15	59.82s (0)	30.36s (0)

Finish Position and metres gained from 800m



Sectionals  
Powered by

**PJ HARNESS ANALYSER**  
HORSE REPORTS RAW DATA  
All your sectional needs  
Check us out at [www.pjdata.com.au](http://www.pjdata.com.au) and now on Facebook



The Racing Queensland Board (trading as Racing Queensland) and provider are not responsible for the completeness or accuracy of any of the information contained herein, and makes no representations about its suitability for any purpose.

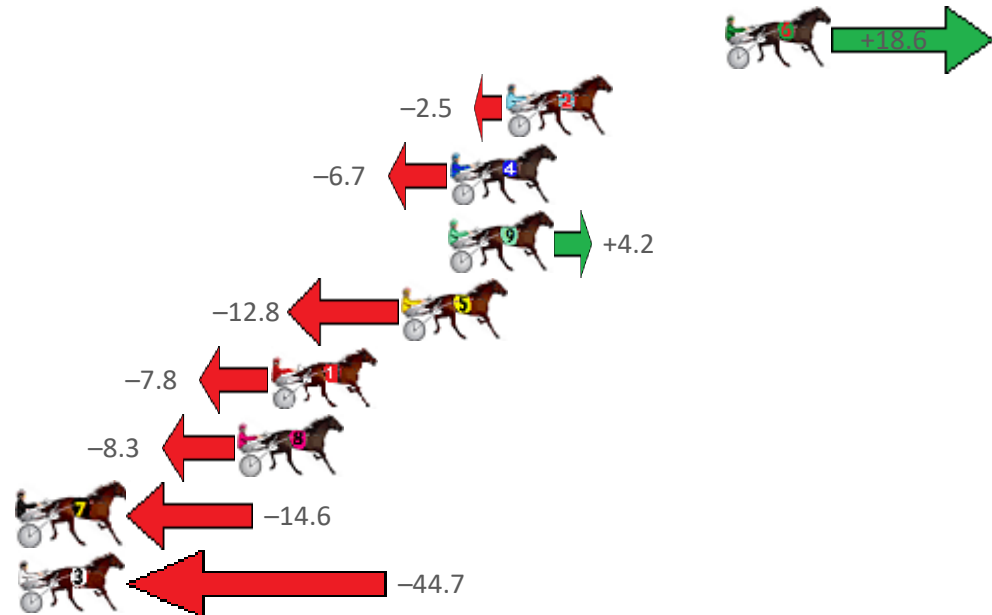
# Redcliffe Race 5 Distance 2040m

Thursday, 1 April 2021

Gross Time: 2:36.10 MileRate: 2:03.10 LeadTime: 31.70s First Qtr: 33.30s Second Qtr: 30.90s Third Qtr: 30.20s Fourth Qtr: 30.00s

NoHorse	Plc	Margin	Time	800Time (W)	400 Time (W)
6 CRIME BOSS	1	0.0m	2:36.10	58.81s (2)	29.64s (1)
2 SHEZ GOT BLING	2	8.7m	2:36.78	60.39s (1)	29.89s (2)
4 DOWNTOWN LUCCA	3	10.9m	2:36.96	60.70s (0)	30.48s (0)
9 BARBOO	4	11.0m	2:36.96	59.89s (1)	30.06s (3)
5 FIRE ME UP	5	12.8m	2:37.11	61.16s (0)	30.95s (0)
1 WEASEL	6	18.0m	2:37.51	60.78s (0)	30.61s (0)
8 WAVEDANCER	7	19.3m	2:37.62	60.82s (1)	30.31s (1)
7 A ROCKNROLL LEGACY	8	29.8m	2:38.44	61.29s (0)	31.13s (0)
3 KOOKABURRAPRINCESS	9	46.7m	2:39.77	63.54s (1)	32.75s (1)

Finish Position and metres gained from 800m



Sectionals  
Powered by

PJ HARNESS ANALYSER

HORSE REPORTS RAW DATA

All your sectional needs

Check us out at [www.pjdata.com.au](http://www.pjdata.com.au) and now on Facebook



The Racing Queensland Board (trading as Racing Queensland) and provider are not responsible for the completeness or accuracy of any of the information contained herein, and makes no representations about its suitability for any purpose.

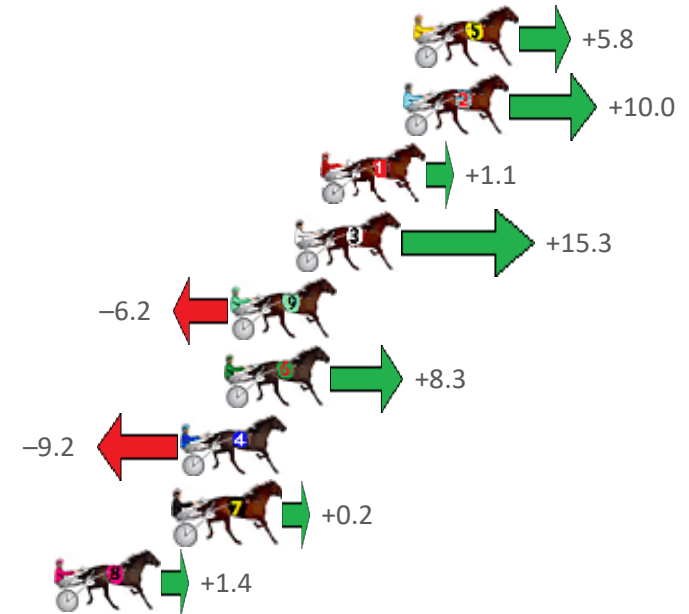
# Redcliffe Race 6 Distance 1780m

Thursday, 1 April 2021

Gross Time: 2:12.20 MileRate: 1:59.50 LeadTime: 11.50s First Qtr: 30.00s Second Qtr: 30.40s Third Qtr: 29.90s Fourth Qtr: 30.40s

NoHorse	Plc	Margin	Time	800Time (W)	400 Time (W)
5 BONNIES A ROCKIN	1	0.0m	2:12.20	59.87s (1)	29.98s (1)
2 COBBLER LANE	2	0.4m	2:12.23	59.55s (1)	29.72s (2)
1 TACTFILLY MAGIC	3	3.7m	2:12.49	60.22s (0)	30.32s (0)
3 MAJOR TRALEE	4	4.7m	2:12.57	59.15s (1)	29.20s (1)
9 SWEET LOMBO	5	7.2m	2:12.77	60.76s (1)	30.88s (1)
6 MISS LILY MAY	6	7.5m	2:12.80	59.68s (0)	29.91s (0)
4 DON HESTON	7	9.2m	2:12.93	60.99s (0)	31.10s (0)
7 SWEET SANGRIA	8	9.4m	2:12.95	60.29s (0)	30.42s (0)
8 GOJOE	9	14.2m	2:13.33	60.20s (1)	30.37s (2)

Finish Position and metres gained from 800m



Sectionals  
Powered by

PJ

HARNESS ANALYSER

HORSE REPORTS      RAW DATA

All your sectional needs

Check us out at [www.pjdata.com.au](http://www.pjdata.com.au) and now on Facebook

The Racing Queensland Board (trading as Racing Queensland) and provider are not responsible for the completeness or accuracy of any of the information contained herein, and makes no representations about its suitability for any purpose.




# Redcliffe Race 7 Distance 2040m

Thursday, 1 April 2021

Gross Time: 2:31.60    MileRate: 1:59.60    LeadTime: 31.50s    First Qtr: 32.30s    Second Qtr: 30.10s    Third Qtr: 28.70s    Fourth Qtr: 29.00s

NoHorse	Plc	Margin	Time	800Time (W)	400 Time (W)
5 BETTATHANIDEAL	1	0.0m	2:31.60	56.54s (2)	28.47s (2)
8 OUR LITTLE DIGGER	2	10.6m	2:32.41	57.74s (0)	29.13s (0)
6 JUST JOSHIN	3	11.3m	2:32.46	57.72s (2)	29.58s (2)
7 TIMELY SOVEREIGN	4	11.7m	2:32.49	58.21s (0)	29.53s (0)
4 MAN OF ACTION	5	11.9m	2:32.51	57.62s (1)	29.06s (1)
1 THERESACHANCE	6	14.3m	2:32.69	58.73s (0)	30.03s (0)
2 ONE OFF	7	14.9m	2:32.73	58.22s (1)	29.68s (1)
3 BLISSFULDAY	8	15.9m	2:32.81	58.67s (1)	30.10s (1)

Finish Position and metres gained from 800m



Sectionals  
Powered by

PJ

HARNESS ANALYSER

HORSE REPORTS      RAW DATA

All your sectional needs

Check us out at [www.pjdata.com.au](http://www.pjdata.com.au) and now on Facebook

The Racing Queensland Board (trading as Racing Queensland) and provider are not responsible for the completeness or accuracy of any of the information contained herein, and makes no representations about its suitability for any purpose.

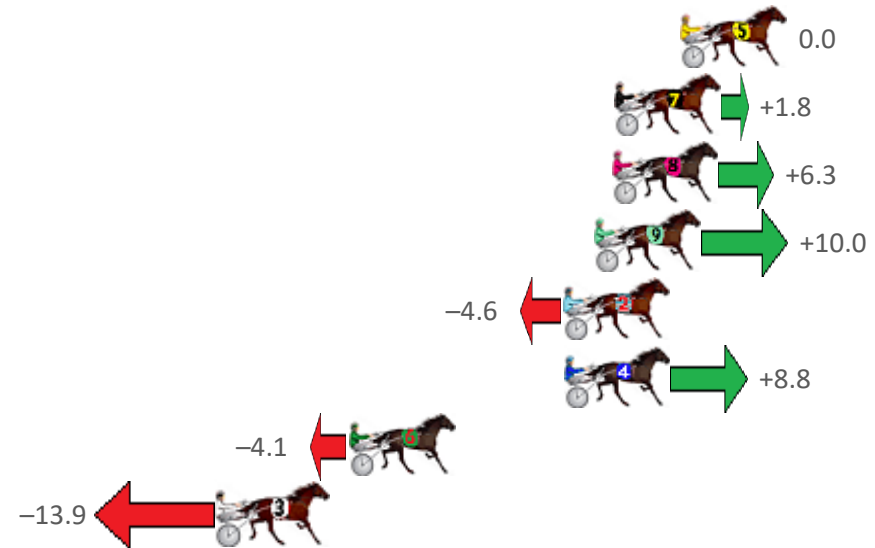
# Redcliffe Race 8 Distance 1780m

Thursday, 1 April 2021

Gross Time: 2:13.10 MileRate: 2:00.30 LeadTime: 11.10s First Qtr: 30.70s Second Qtr: 32.30s Third Qtr: 29.40s Fourth Qtr: 29.60s

NoHorse	Plc	Margin	Time	800Time (W)	400 Time (W)
5 COLOMBIAN GOLD	1	0.0m	2:13.10	59.00s (1)	29.57s (1)
7 SUGARKANE	2	2.6m	2:13.30	58.87s (0)	29.48s (0)
8 TRUE STEPPER	3	2.7m	2:13.31	58.54s (1)	29.20s (2)
9 FIRE AND ICE	4	3.4m	2:13.36	58.27s (1)	28.94s (2)
2 BUSTN FEELZ GOOD	5	4.6m	2:13.46	59.34s (0)	29.94s (0)
4 OUR PEPPERJACK	6	4.6m	2:13.46	58.35s (0)	29.50s (1)
6 ALLSTAR SEA	7	13.1m	2:14.12	59.30s (0)	29.86s (0)
3 LAVAZZA	8	18.3m	2:14.52	60.02s (1)	30.70s (2)

Finish Position and metres gained from 800m



Sectionals  
Powered by

**PJ HARNESS ANALYSER**  
HORSE REPORTS RAW DATA

All your sectional needs

Check us out at [www.pjdata.com.au](http://www.pjdata.com.au) and now on Facebook

The Racing Queensland Board (trading as Racing Queensland) and provider are not responsible for the completeness or accuracy of any of the information contained herein, and makes no representations about its suitability for any purpose.