

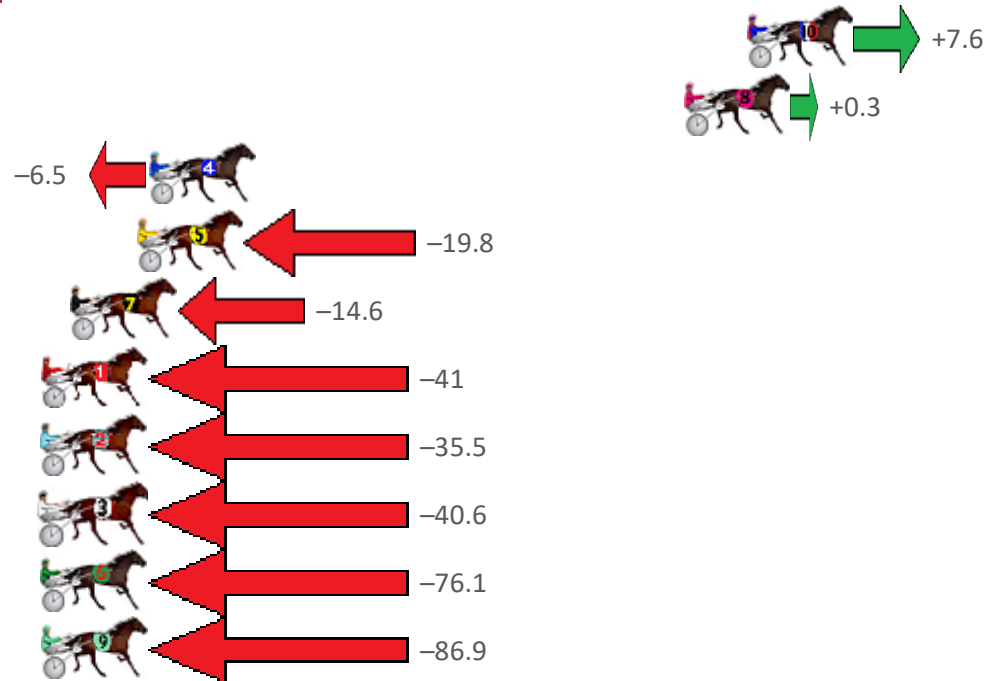
Albion Park Race 1 Distance 2138m

Friday, 16 April 2021

Gross Time: 2:45.50 MileRate: 2:01.20 LeadTime: 43.30s First Qtr: 30.90s Second Qtr: 31.00s Third Qtr: 30.30s Fourth Qtr: 30.00s

NoHorse	Plc	Margin	Time	800Time (W)	400 Time (W)
10 JANSSON	1	0.0m	2:45.50	59.73s (1)	29.66s (1)
8 DOWN UNDER RORS	2	2.5m	2:45.70	60.28s (1)	30.17s (1)
4 CHOCOLATEHANDFUL	3	23.7m	2:47.36	60.79s (1)	30.62s (1)
5 DAY TOURER	4	24.2m	2:47.40	61.78s (0)	31.42s (0)
7 NORAHS FLING	5	26.8m	2:47.61	61.39s (1)	31.24s (1)
1 OKANAGAN	6	40.2m	2:48.66	63.31s (0)	33.00s (0)
2 MORESUCCESS	7	44.1m	2:48.97	62.96s (0)	32.51s (0)
3 MAJESTIC SPEED	8	55.8m	2:49.88	63.34s (0)	31.33s (0)
6 ILLAWONG BUZZ	9	176.1m	2:59.34	66.00s (0)	33.44s (0)
9 MAJESTIC TIME	10	226.9m	3:03.33	66.81s (0)	32.75s (0)

Finish Position and metres gained from 800m



Sectionals
Powered by

PJ HARNESS ANALYSER Version 3.05 Out Now!
HORSE REPORTS / RAW DATA
 All your sectional needs Check us out at www.pjdata.com.au



The Racing Queensland Board (trading as Racing Queensland) and provider are not responsible for the completeness or accuracy of any of the information contained herein, and makes no representations about its suitability for any purpose.

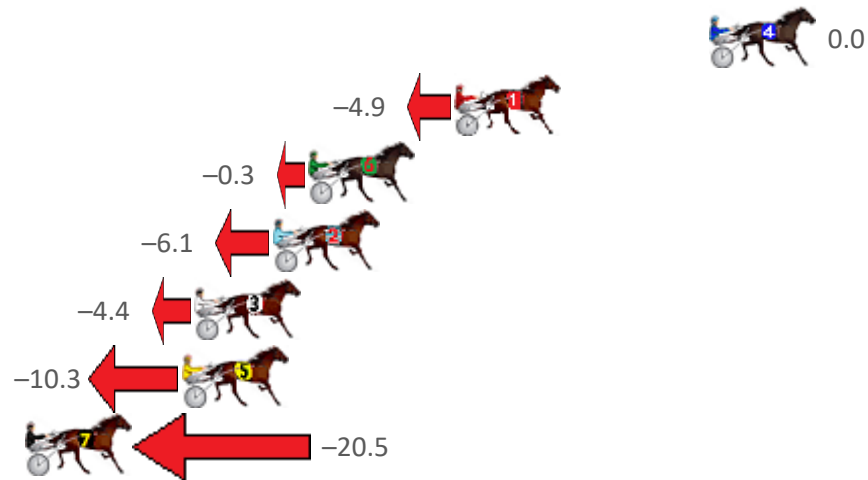
Albion Park Race 2 Distance 1660m

Friday, 16 April 2021

Gross Time: 1:58.30 MileRate: 1:54.70 LeadTime: 3.30s First Qtr: 28.30s Second Qtr: 30.10s Third Qtr: 27.50s Fourth Qtr: 29.10s

NoHorse	Plc	Margin	Time	800Time (W)	400 Time (W)
4 A RAINBOW DELIGHT	1	0.0m	1:58.30	56.60s (0)	29.10s (0)
1 TOANUI SPIRIT	2	10.1m	1:59.07	56.94s (0)	29.45s (0)
6 MAYWYNS JEWEL	3	15.9m	1:59.51	56.62s (0)	29.12s (0)
2 VENUS JUJON	4	17.3m	1:59.62	57.03s (1)	28.99s (2)
3 MIND OF MY OWN	5	20.4m	1:59.86	56.91s (1)	28.85s (2)
5 OUR ULTIMATE HANNA	6	20.9m	1:59.90	57.32s (0)	29.83s (0)
7 FEARLESS FAITH	7	27.1m	2:00.37	58.04s (1)	29.99s (1)

Finish Position and metres gained from 800m



Sectionals
Powered by

PJ HARNESS ANALYSER Version 3.05 Out Now!
HORSE REPORTS / RAW DATA
 All your sectional needs Check us out at www.pjdata.com.au



The Racing Queensland Board (trading as Racing Queensland) and provider are not responsible for the completeness or accuracy of any of the information contained herein, and makes no representations about its suitability for any purpose.

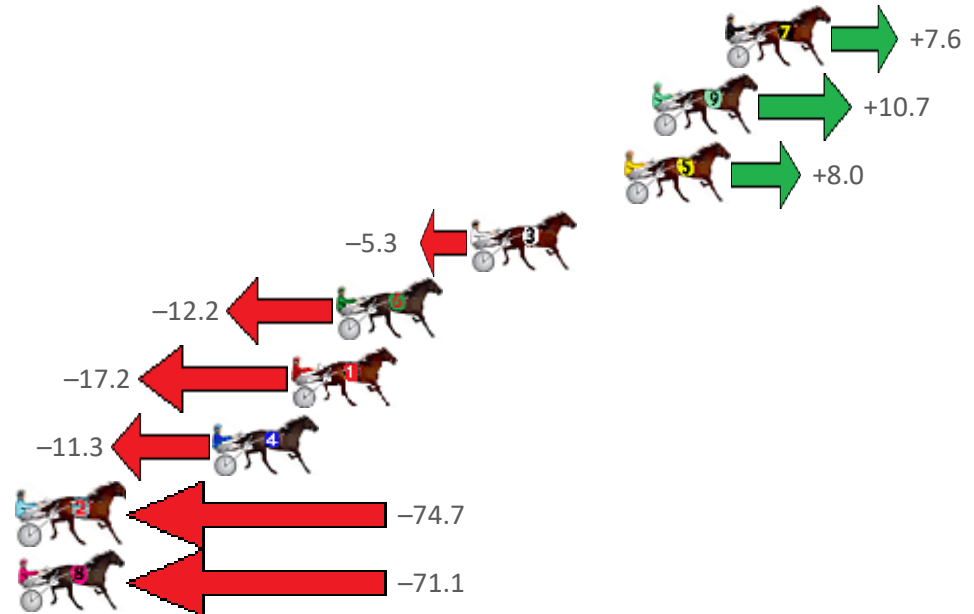
Albion Park Race 3 Distance 2647m

Friday, 16 April 2021

Gross Time: 3:22.30 MileRate: 2:02.00 LeadTime: 81.90s First Qtr: 30.50s Second Qtr: 31.70s Third Qtr: 29.20s Fourth Qtr: 29.00s

NoHorse	Plc	Margin	Time	800Time (W)	400 Time (W)
7 KRAZE	1	0.0m	3:22.30	57.65s (1)	29.00s (2)
9 KINGDOM COME	2	2.9m	3:22.52	57.43s (0)	28.06s (1)
5 ORLANDO JOLT	3	4.0m	3:22.60	57.62s (1)	28.57s (2)
3 MELPARK MAGIC	4	10.1m	3:23.07	58.58s (0)	29.17s (1)
6 MATATOKI	5	15.4m	3:23.47	59.08s (1)	29.98s (1)
1 REDRIVERDEBBA	6	17.2m	3:23.61	59.44s (0)	29.92s (0)
4 IM THE COMMANDO	7	20.3m	3:23.84	59.02s (0)	29.53s (0)
2 AVEROSS DON	8	119.7m	3:31.41	63.60s (0)	32.58s (0)
8 IL PIRATA	9	141.1m	3:33.04	63.34s (0)	32.68s (0)

Finish Position and metres gained from 800m



Sectionals
Powered by

PJ HARNESS ANALYSER Version 3.05 Out Now!
HORSE REPORTS / RAW DATA
 All your sectional needs
 Check us out at www.pjdata.com.au



The Racing Queensland Board (trading as Racing Queensland) and provider are not responsible for the completeness or accuracy of any of the information contained herein, and makes no representations about its suitability for any purpose.

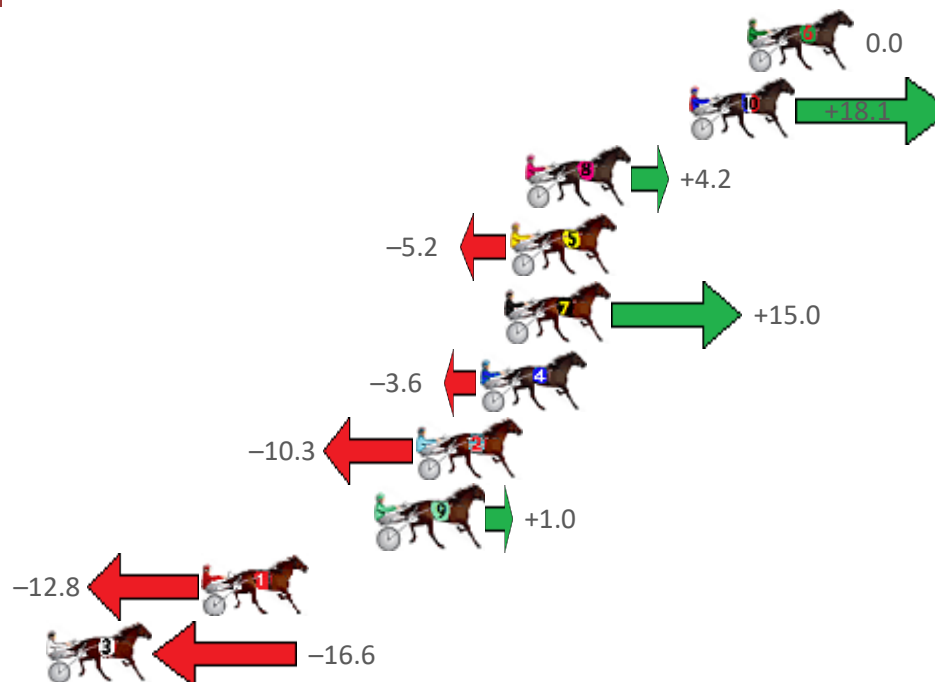
Albion Park Race 4 Distance 1660m

Friday, 16 April 2021

Gross Time: 2:02.90 MileRate: 1:59.20 LeadTime: 3.30s First Qtr: 27.80s Second Qtr: 33.00s Third Qtr: 28.90s Fourth Qtr: 29.90s

NoHorse	Plc	Margin	Time	800Time (W)	400 Time (W)
6 MAYWYN TROUBADOU	1	0.0m	2:02.90	58.80s (0)	29.90s (0)
10 RANCHO MAN	2	2.3m	2:03.08	57.48s (1)	29.83s (1)
8 BEEJAYS DELIGHT	3	8.8m	2:03.59	58.49s (0)	29.04s (0)
5 BEYOND A SHADOW	4	9.4m	2:03.64	59.18s (0)	30.15s (0)
7 BOPPIN THE BLUES	5	9.6m	2:03.65	57.70s (1)	29.69s (2)
4 TURN TURN FLYER	6	10.6m	2:03.73	59.06s (1)	29.90s (0)
2 CLARES FOOL	7	13.1m	2:03.93	59.55s (1)	30.18s (1)
9 NIFTY STUDLEIGH	8	14.6m	2:04.04	58.73s (1)	29.62s (2)
1 LITTLEDEE	9	21.6m	2:04.59	59.74s (0)	30.30s (0)
3 PITTSWORTH MAN	10	27.8m	2:05.08	60.01s (1)	30.51s (1)

Finish Position and metres gained from 800m



Sectionals
Powered by

PJ HARNESS ANALYSER

HORSE REPORTS / RAW DATA

All your sectional needs

Check us out at www.pjdata.com.au

Version 3.05
Out Now!


The Racing Queensland Board (trading as Racing Queensland) and provider are not responsible for the completeness or accuracy of any of the information contained herein, and makes no representations about its suitability for any purpose.

Albion Park Race 5 Distance 1660m

Friday, 16 April 2021

Gross Time: 2:01.60 MileRate: 1:57.80 LeadTime: 3.50s First Qtr: 29.20s Second Qtr: 31.00s Third Qtr: 28.70s Fourth Qtr: 29.20s

NoHorse	Plc	Margin	Time	800Time (W)	400 Time (W)
8 JAGGERS SWAGGER	1	0.0m	2:01.60	56.56s (1)	28.26s (1)
9 ROCK THE HOUSE	2	0.2m	2:01.62	56.92s (1)	28.69s (2)
7 FAIRIESDELIGHT	3	5.4m	2:02.01	56.58s (1)	28.20s (1)
3 MY ULTIMATE HESTON	4	7.3m	2:02.16	57.76s (1)	29.73s (2)
2 GOALKICKER	5	7.8m	2:02.20	58.16s (0)	29.39s (1)
4 HIT THE TRACK	6	8.0m	2:02.21	57.81s (0)	29.11s (0)
6 MISS MONEYBAGS	7	10.2m	2:02.38	58.27s (1)	29.87s (1)
1 BEE GEES BEST	8	10.7m	2:02.42	58.67s (0)	29.88s (0)
5 PETITE PAREE	9	12.2m	2:02.53	57.64s (0)	29.05s (0)



Sectionals
Powered by

PJ HARNESS ANALYSER Version 3.05 Out Now!
HORSE REPORTS / RAW DATA
 All your sectional needs Check us out at www.pjdata.com.au



The Racing Queensland Board (trading as Racing Queensland) and provider are not responsible for the completeness or accuracy of any of the information contained herein, and makes no representations about its suitability for any purpose.

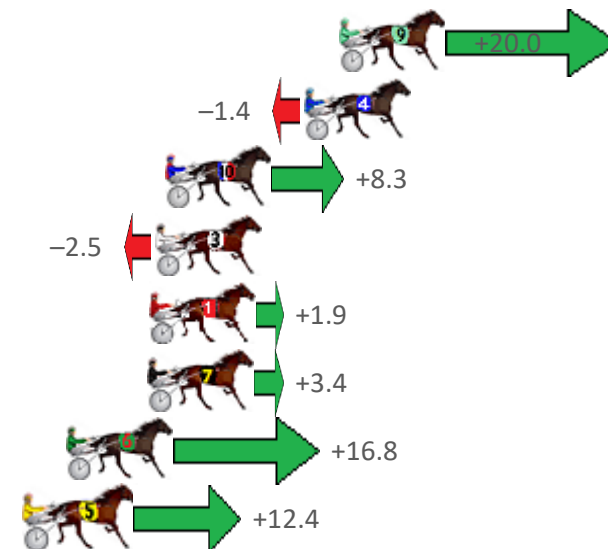
Albion Park Race 6 Distance 1660m

Friday, 16 April 2021

Gross Time: 2:01.20 MileRate: 1:57.50 LeadTime: 3.40s First Qtr: 29.00s Second Qtr: 32.00s Third Qtr: 28.30s Fourth Qtr: 28.50s

NoHorse	Plc	Margin	Time	800Time (W)	400 Time (W)
9 IN CHEVRON WE TRUST	1	0.0m	2:01.20	55.39s (1)	28.15s (0)
4 BONNIES A ROCKIN	2	1.4m	2:01.30	56.90s (0)	28.60s (0)
10 KOTARE ELITE	3	6.9m	2:01.72	56.21s (1)	28.15s (3)
3 WHERE'S TASCOTT	4	7.3m	2:01.75	56.98s (0)	28.69s (1)
1 MAGGIE	5	7.5m	2:01.76	56.67s (0)	28.45s (2)
7 SHEZ ALL STYLE	6	7.6m	2:01.77	56.56s (1)	28.17s (2)
6 BARKWAY ARNOLD	7	10.8m	2:02.01	55.61s (2)	28.02s (1)
5 NEWMERELLA LADYKAY	8	12.4m	2:02.13	55.92s (1)	28.53s (0)

Finish Position and metres gained from 800m



Sectionals
Powered by

PJ HARNESS ANALYSER Version 3.05 Out Now!
HORSE REPORTS / RAW DATA
 All your sectional needs Check us out at www.pjdata.com.au



The Racing Queensland Board (trading as Racing Queensland) and provider are not responsible for the completeness or accuracy of any of the information contained herein, and makes no representations about its suitability for any purpose.

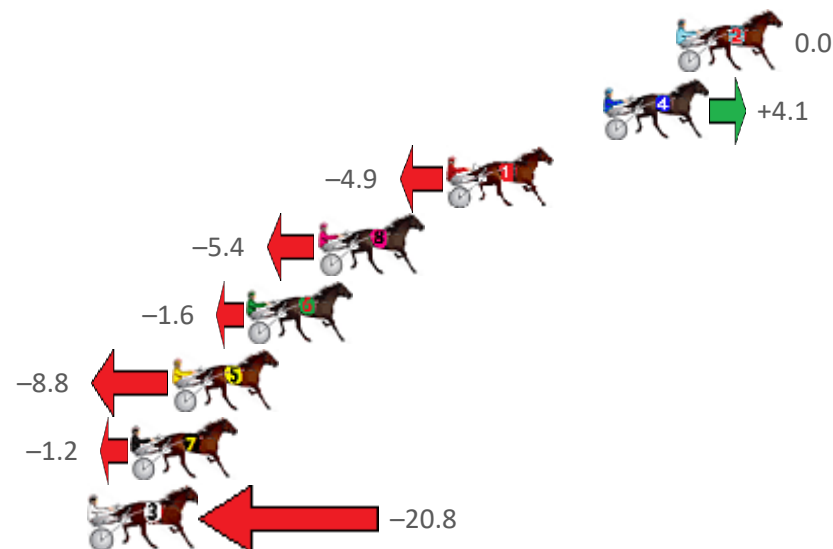
Albion Park Race 7 Distance 2138m

Friday, 16 April 2021

Gross Time: 2:36.60 MileRate: 1:57.90 LeadTime: 40.30s First Qtr: 30.40s Second Qtr: 30.20s Third Qtr: 28.30s Fourth Qtr: 27.40s

NoHorse	Plc	Margin	Time	800Time (W)	400 Time (W)
2 MOHS EM DOWN	1	0.0m	2:36.60	55.70s (0)	27.40s (0)
4 FOND MEMORIES	2	2.9m	2:36.81	55.42s (1)	27.23s (2)
1 SO KOOL MASTER	3	9.1m	2:37.26	56.04s (0)	27.73s (0)
8 BEE GEES BANDIT	4	14.2m	2:37.62	56.07s (0)	27.77s (0)
6 WHISKEY BLAZE	5	17.0m	2:37.83	55.81s (1)	27.89s (1)
5 RIVERLEIGH ROCKET	6	20.0m	2:38.04	56.31s (1)	28.07s (2)
7 MIDNIGHT MAN	7	21.6m	2:38.16	55.78s (1)	27.86s (2)
3 INTRANSIT	8	23.2m	2:38.27	57.14s (1)	28.64s (1)

Finish Position and metres gained from 800m



Sectionals
Powered by

PJ

HARNESS ANALYSER

HORSE REPORTS / RAW DATA

Version 3.05
Out Now!

PJ
Data

f

All your sectional needs

Check us out at www.pjdata.com.au

The Racing Queensland Board (trading as Racing Queensland) and provider are not responsible for the completeness or accuracy of any of the information contained herein, and makes no representations about its suitability for any purpose.

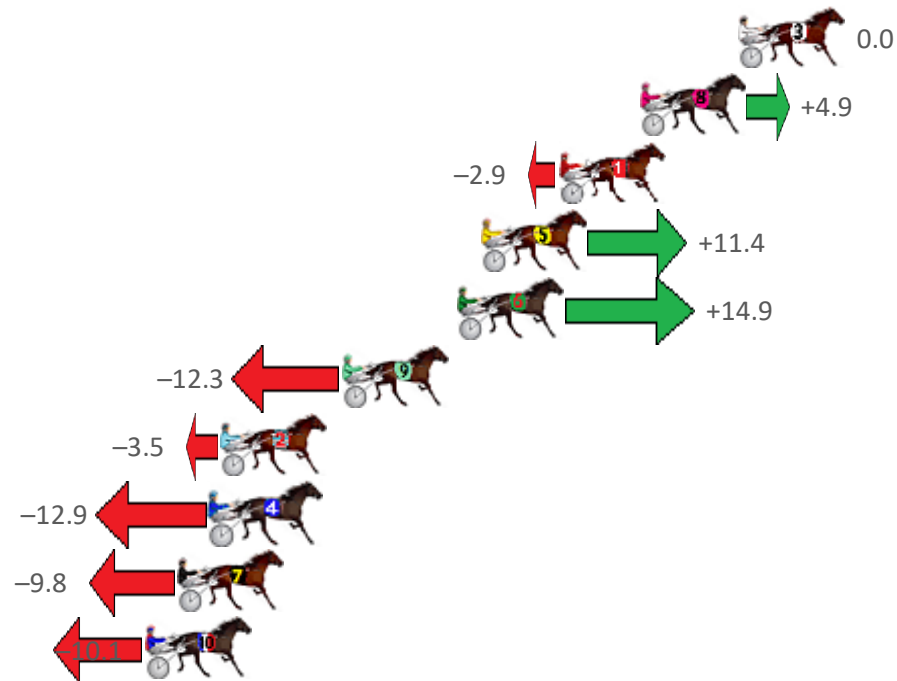
Albion Park Race 8 Distance 1660m

Friday, 16 April 2021

Gross Time: 1:57.70 MileRate: 1:54.10 LeadTime: 3.40s First Qtr: 28.30s Second Qtr: 30.30s Third Qtr: 27.40s Fourth Qtr: 28.30s

NoHorse	Plc	Margin	Time	800Time (W)	400 Time (W)
3 ADAM CROCKER	1	0.0m	1:57.70	55.70s (0)	28.30s (0)
8 GOOD AS IT GETS	2	3.9m	1:57.99	55.36s (0)	27.88s (0)
1 LORD DIGBY	3	7.1m	1:58.23	55.90s (0)	28.45s (0)
5 BLACKJACK BART	4	10.2m	1:58.46	54.91s (1)	27.30s (1)
6 BOMBADIER JUJON	5	11.1m	1:58.53	54.67s (1)	27.32s (0)
9 MUMMYS BOY	6	15.7m	1:58.87	56.55s (1)	28.93s (1)
2 MISTER COLE	7	20.5m	1:59.22	55.94s (1)	28.32s (1)
4 OUR BALOU	8	20.9m	1:59.25	56.59s (1)	28.95s (1)
7 MY ULTIMATE BONDI	9	22.2m	1:59.35	56.38s (1)	28.75s (1)
10 ALBION ARK	10	23.5m	1:59.45	56.40s (0)	28.84s (0)

Finish Position and metres gained from 800m



Sectionals
Powered by

PJ HARNESS ANALYSER

HORSE REPORTS / RAW DATA

Version 3.05
Out Now!

All your sectional needs

Check us out at www.pjdata.com.au

The Racing Queensland Board (trading as Racing Queensland) and provider are not responsible for the completeness or accuracy of any of the information contained herein, and makes no representations about its suitability for any purpose.