

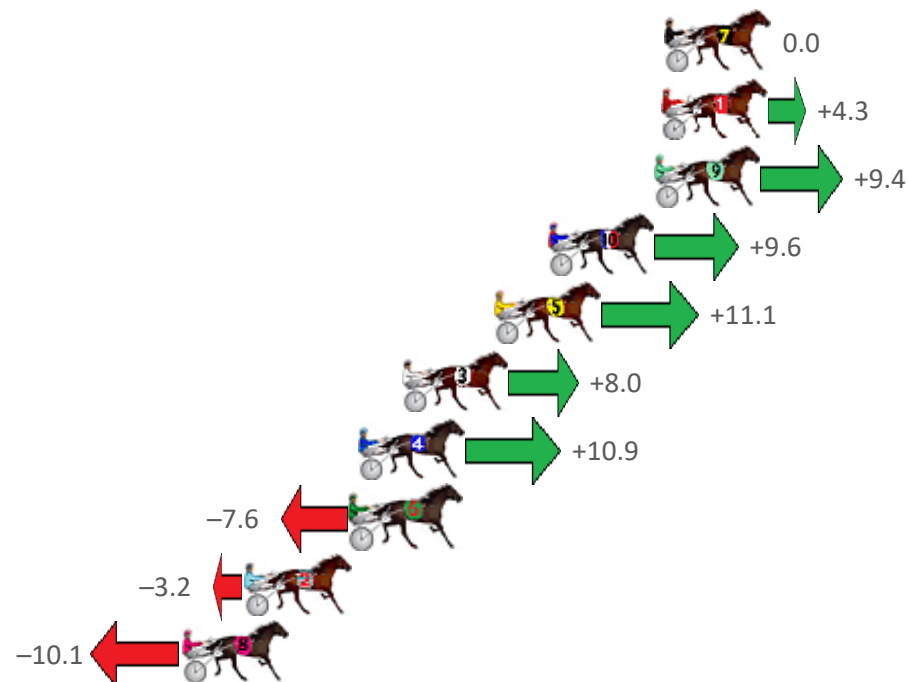
Albion Park Race 1 Distance 1660m

Saturday, 24 April 2021

Gross Time: 1:56.40 MileRate: 1:52.80 LeadTime: 3.40s First Qtr: 27.00s Second Qtr: 29.40s Third Qtr: 28.60s Fourth Qtr: 28.00s

NoHorse	Plc	Margin	Time	800Time (W)	400 Time (W)
7 BLACKSADANCE	1	0.0m	1:56.40	56.60s (0)	28.00s (0)
1 PARAVANI	2	0.1m	1:56.41	56.30s (0)	27.71s (0)
9 ROCKNROLL ICON	3	0.4m	1:56.43	55.94s (1)	27.43s (1)
10 OUR MAJOR DAY	4	4.6m	1:56.74	55.92s (1)	27.43s (1)
5 IMASPORTSSTAR	5	6.7m	1:56.89	55.82s (0)	27.23s (0)
3 CLARRY	6	10.4m	1:57.17	56.04s (1)	27.50s (1)
4 TACTICAL RESPONSE	7	12.1m	1:57.29	55.83s (1)	27.81s (2)
6 SPEEDY DOMINIC	8	12.4m	1:57.31	57.13s (1)	28.60s (1)
2 KINGOFTHESTARS	9	16.6m	1:57.62	56.83s (0)	28.21s (0)
8 MAYWYNS COURAGE	10	19.1m	1:57.81	57.31s (0)	28.70s (0)

Finish Position and metres gained from 800m



Sectionals
Powered by

PJ HARNESS ANALYSER Version 3.05 Out Now!
HORSE REPORTS / RAW DATA
 All your sectional needs Check us out at www.pjdata.com.au



The Racing Queensland Board (trading as Racing Queensland) and provider are not responsible for the completeness or accuracy of any of the information contained herein, and makes no representations about its suitability for any purpose.

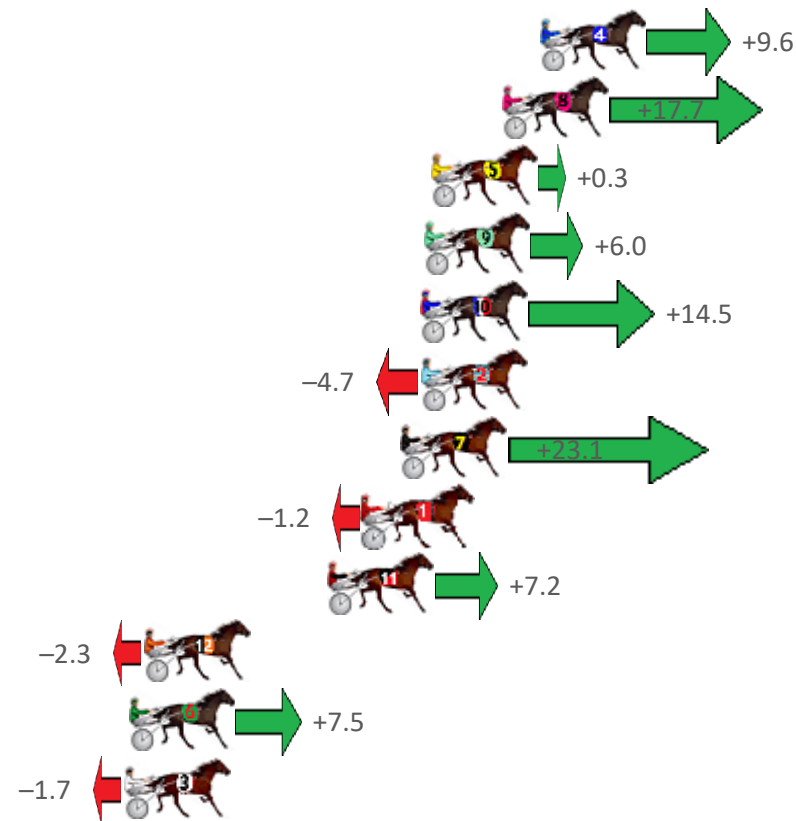
Albion Park Race 2 Distance 2138m

Saturday, 24 April 2021

Gross Time: 2:33.70 MileRate: 1:55.70 LeadTime: 37.30s First Qtr: 29.90s Second Qtr: 29.50s Third Qtr: 27.80s Fourth Qtr: 29.20s

NoHorse	Plc	Margin	Time	800Time (W)	400 Time (W)
4 STOMPEN	1	0.0m	2:33.70	56.32s (1)	28.62s (1)
8 MISTERFREEZE	2	1.5m	2:33.81	55.75s (2)	28.51s (2)
5 HANDSOME HERO	3	4.3m	2:34.03	56.98s (1)	29.27s (1)
9 MAJOR GENERALJUJON	4	4.6m	2:34.05	56.57s (0)	28.66s (0)
10 TWENTYEIGHTBLACK	5	4.7m	2:34.06	55.97s (1)	28.22s (1)
2 BEE GEES BANDIT	6	4.7m	2:34.06	57.33s (0)	29.54s (0)
7 JONAH JONES	7	5.5m	2:34.12	55.36s (2)	28.16s (2)
1 BIG BANG LEONARD	8	7.0m	2:34.24	57.09s (0)	29.17s (0)
11 MONTANA CHIEF	9	8.4m	2:34.34	56.49s (0)	28.60s (0)
12 WILL THE WIZARD	10	15.7m	2:34.90	57.16s (2)	29.89s (2)
6 MOHS EM DOWN	11	16.3m	2:34.95	56.47s (2)	29.25s (2)
3 JUMPING JOLT	12	16.5m	2:34.96	57.12s (1)	29.38s (1)

Finish Position and metres gained from 800m



Sectionals
Powered by

PJ HARNESS ANALYSER Version 3.05 Out Now!
HORSE REPORTS / RAW DATA
 All your sectional needs Check us out at www.pjdata.com.au



The Racing Queensland Board (trading as Racing Queensland) and provider are not responsible for the completeness or accuracy of any of the information contained herein, and makes no representations about its suitability for any purpose.

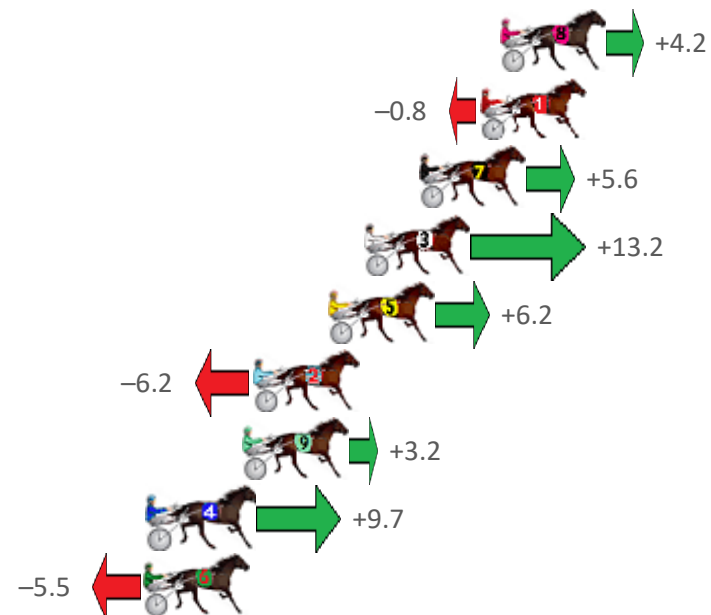
Albion Park Race 3 Distance 1660m

Saturday, 24 April 2021

Gross Time: 1:57.70 MileRate: 1:54.10 LeadTime: 3.40s First Qtr: 29.00s Second Qtr: 30.20s Third Qtr: 27.30s Fourth Qtr: 27.80s

NoHorse	Plc	Margin	Time	800Time (W)	400 Time (W)
8 WRANGLER	1	0.0m	1:57.70	54.81s (0)	27.51s (0)
1 MAYWYNS BEST	2	0.8m	1:57.76	55.15s (0)	27.86s (0)
7 ROCK WITH SAM	3	3.2m	1:57.93	54.72s (0)	27.40s (0)
3 CLINTAL DO	4	5.4m	1:58.09	54.20s (1)	26.82s (1)
5 KID MONTANA	5	6.8m	1:58.20	54.68s (0)	27.34s (0)
2 FAME ASSURED	6	9.8m	1:58.42	55.52s (1)	28.19s (1)
9 CASINO TOMMY	7	10.2m	1:58.45	54.88s (1)	27.45s (1)
4 OUR WALL STREET WOL	8	13.9m	1:58.72	54.44s (1)	27.06s (1)
6 LEOS BEST	9	14.1m	1:58.73	55.48s (1)	28.06s (1)

Finish Position and metres gained from 800m



Sectionals
Powered by

PJ HARNESS ANALYSER Version 3.05 Out Now!
HORSE REPORTS / RAW DATA
 All your sectional needs Check us out at www.pjdata.com.au



The Racing Queensland Board (trading as Racing Queensland) and provider are not responsible for the completeness or accuracy of any of the information contained herein, and makes no representations about its suitability for any purpose.

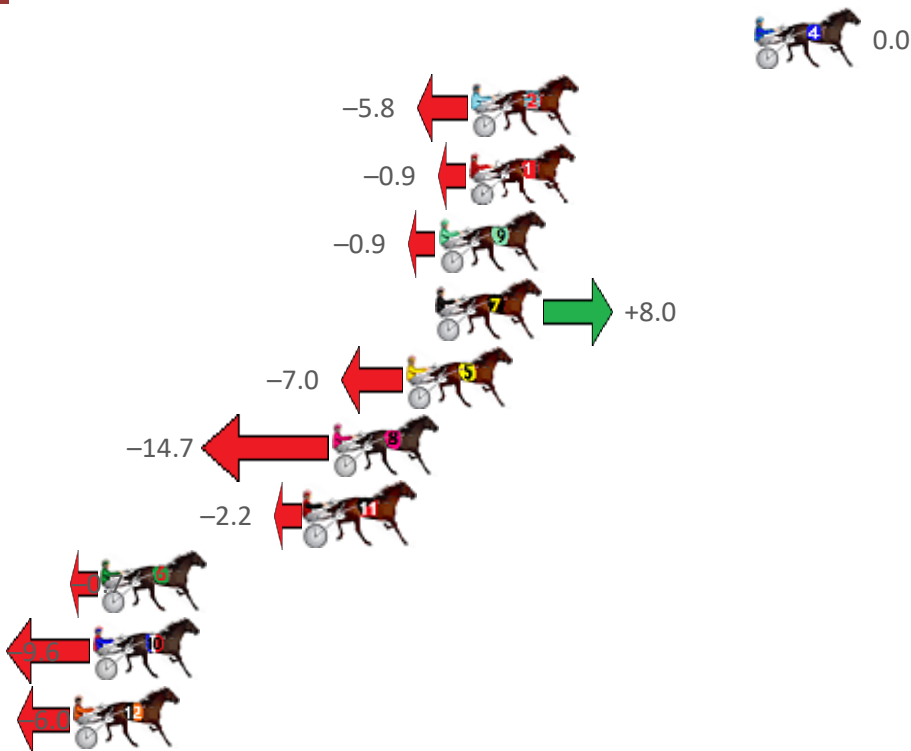
Albion Park Race 4 Distance 2138m

Saturday, 24 April 2021

Gross Time: 2:35.10 MileRate: 1:56.70 LeadTime: 38.00s First Qtr: 30.60s Second Qtr: 31.10s Third Qtr: 27.60s Fourth Qtr: 27.80s

NoHorse	Plc	Margin	Time	800Time (W)	400 Time (W)
4 OUR UNCLE JIM	1	0.0m	2:35.10	55.40s (0)	27.80s (0)
2 LIFES BLACK	2	11.2m	2:35.92	55.80s (0)	28.15s (0)
1 IDEAL TIGER	3	11.3m	2:35.93	55.46s (0)	27.82s (0)
9 GOOD AS IT GETS	4	12.5m	2:36.01	55.46s (1)	27.83s (2)
7 VIENNA BOY	5	12.6m	2:36.02	54.85s (0)	27.40s (0)
5 PROSECUTION WITNESS	6	13.8m	2:36.11	55.88s (1)	28.16s (1)
8 JOE BATTERS	7	16.7m	2:36.32	56.41s (1)	28.69s (1)
11 RECIPE FOR DREAMING	8	17.8m	2:36.40	55.55s (0)	28.03s (1)
6 HOLLYWOOD ROOKI	9	25.9m	2:36.99	55.45s (0)	27.95s (1)
10 IT AINT THE MONEY	10	26.2m	2:37.02	56.06s (1)	29.11s (2)
12 THE FORTUNATE SON	11	27.0m	2:37.07	55.81s (1)	28.27s (2)

Finish Position and metres gained from 800m



Sectionals
Powered by

PJ HARNESS ANALYSER

HORSE REPORTS / RAW DATA

Version 3.05
Out Now!

All your sectional needs

Check us out at www.pjdata.com.au

The Racing Queensland Board (trading as Racing Queensland) and provider are not responsible for the completeness or accuracy of any of the information contained herein, and makes no representations about its suitability for any purpose.

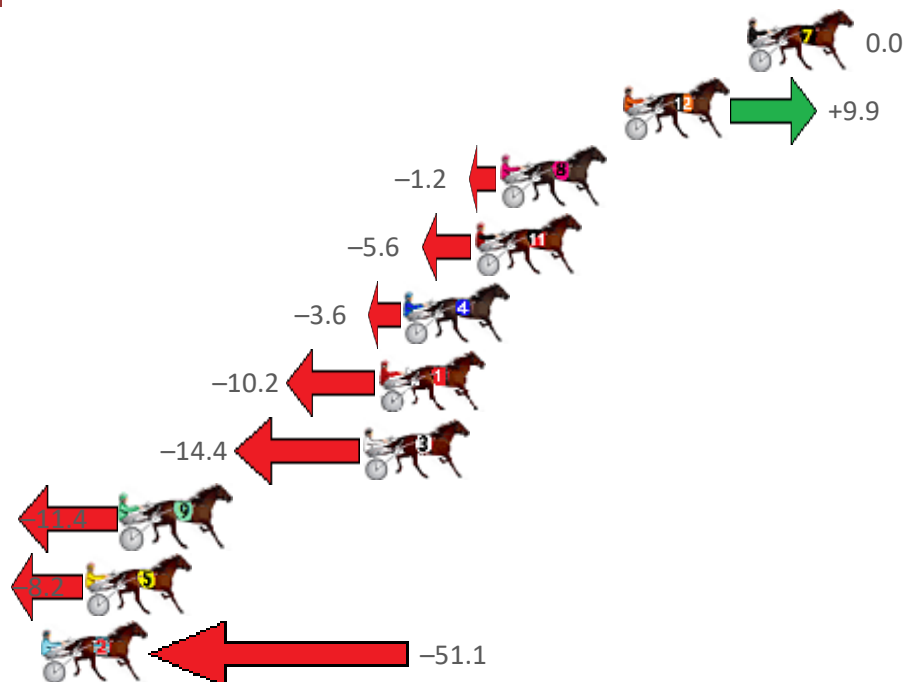
Albion Park Race 5 Distance 2138m

Saturday, 24 April 2021

Gross Time: 2:35.60 MileRate: 1:57.10 LeadTime: 36.80s First Qtr: 30.40s Second Qtr: 31.00s Third Qtr: 28.70s Fourth Qtr: 28.70s

No	Horse	Plc	Margin	Time	800Time (W)	400 Time (W)
7	RAGNARR	1	0.0m	2:35.60	57.40s (0)	28.70s (0)
12	OUR BALOU	2	4.9m	2:35.97	56.69s (1)	28.18s (2)
8	MONTEREY JACK	3	9.8m	2:36.34	57.49s (0)	28.71s (0)
11	PLATINUM PROMISE	4	10.8m	2:36.41	57.80s (1)	28.87s (1)
4	ROCKNROLL DA GAMA	5	13.6m	2:36.62	57.66s (1)	28.76s (1)
1	ALBION ARK	6	14.6m	2:36.70	58.13s (0)	29.40s (0)
3	TEARAWAY DIAMOND	7	15.2m	2:36.75	58.43s (1)	29.54s (1)
9	LA SAFRON	8	24.8m	2:37.47	58.21s (0)	29.17s (0)
5	CIRCLE LINE	9	26.2m	2:37.57	57.99s (0)	29.11s (1)
2	KATACHA MAN	10	131.1m	2:45.48	61.05s (0)	30.92s (0)

Finish Position and metres gained from 800m



Sectionals
Powered by

PJ

HARNESS ANALYSER

HORSE REPORTS / RAW DATA

All your sectional needs

Check us out at www.pjdata.com.au

Version 3.05
Out Now!

The Racing Queensland Board (trading as Racing Queensland) and provider are not responsible for the completeness or accuracy of any of the information contained herein, and makes no representations about its suitability for any purpose.

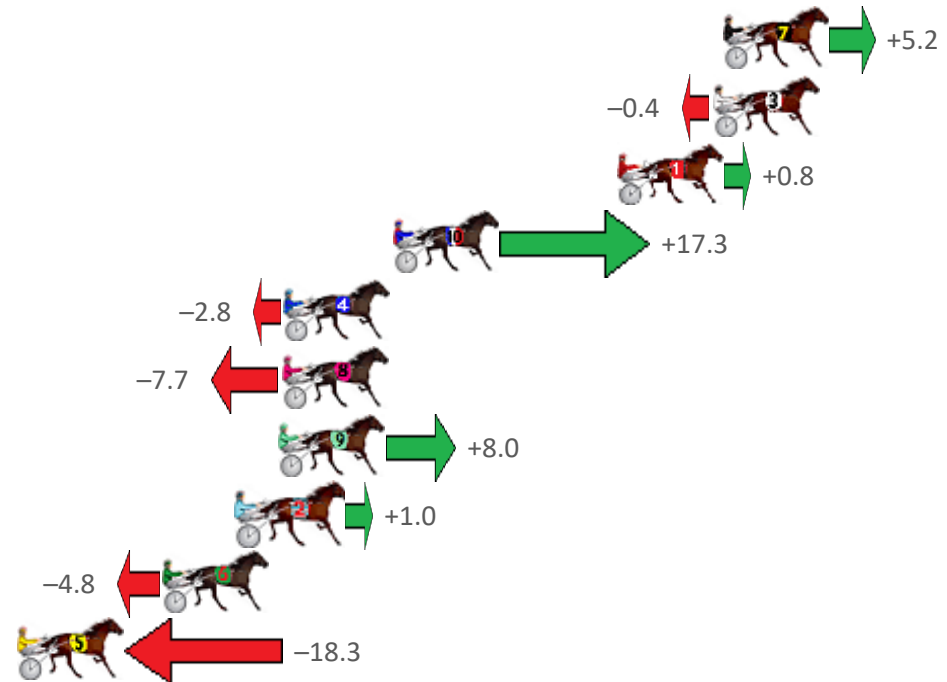
Albion Park Race 6 Distance 1660m

Saturday, 24 April 2021

Gross Time: 1:56.50 MileRate: 1:52.90 LeadTime: 3.30s First Qtr: 27.70s Second Qtr: 28.60s Third Qtr: 27.80s Fourth Qtr: 29.10s

No	Horse	Plc	Margin	Time	800Time (W)	400 Time (W)
7	L L COOL J	1	0.0m	1:56.50	56.53s (1)	28.85s (1)
3	PACIFIC DRUMS	2	0.4m	1:56.53	56.93s (0)	29.13s (0)
1	LITTLE BOLT	3	4.2m	1:56.82	56.84s (0)	29.04s (0)
10	DOUBLE OR NOTHING	4	13.1m	1:57.50	55.68s (1)	28.54s (2)
4	ROYAL AURORA	5	17.4m	1:57.83	57.10s (1)	29.82s (2)
8	GOTTA MOMENT	6	17.5m	1:57.84	57.44s (0)	29.66s (0)
9	LOMBO HEAVEN	7	17.6m	1:57.84	56.33s (1)	28.85s (0)
2	GODDESS JUJON	8	19.2m	1:57.97	56.83s (1)	29.27s (1)
6	KETUT	9	22.2m	1:58.19	57.24s (0)	29.53s (0)
5	WATCH LIST	10	28.5m	1:58.68	58.19s (1)	30.29s (1)

Finish Position and metres gained from 800m



Sectionals
Powered by

PJ HARNESS ANALYSER

HORSE REPORTS / RAW DATA

Version 3.05
Out Now!

All your sectional needs

Check us out at www.pjdata.com.au

The Racing Queensland Board (trading as Racing Queensland) and provider are not responsible for the completeness or accuracy of any of the information contained herein, and makes no representations about its suitability for any purpose.

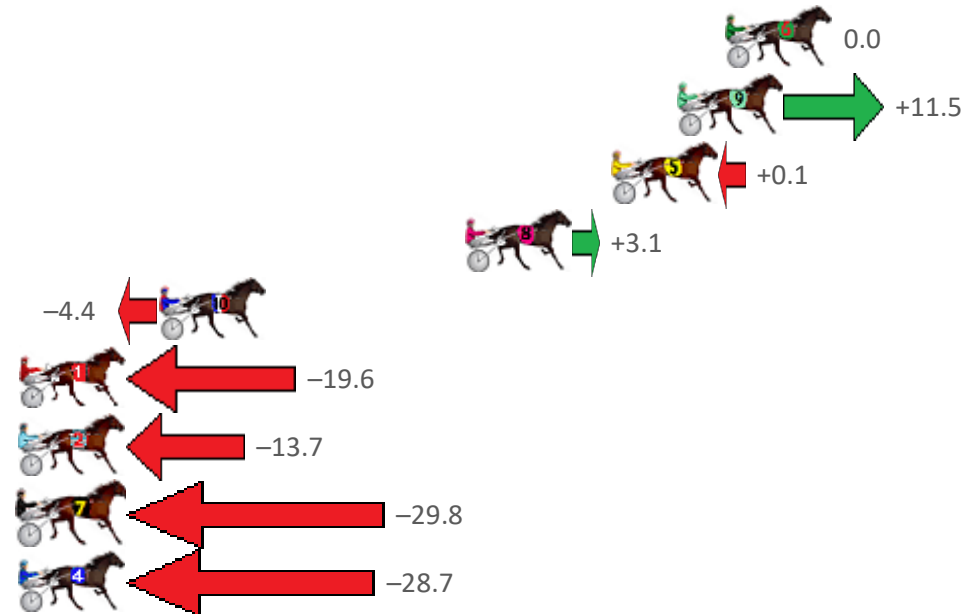
Albion Park Race 7 Distance 2138m

Saturday, 24 April 2021

Gross Time: 2:31.90 MileRate: 1:54.40 LeadTime: 37.30s First Qtr: 28.70s Second Qtr: 29.00s Third Qtr: 28.50s Fourth Qtr: 28.40s

No	Horse	Plc	Margin	Time	800Time (W)	400 Time (W)
6	SCARLET BABE	1	0.0m	2:31.90	56.90s (0)	28.40s (0)
9	JERADAS DELIGHT	2	1.9m	2:32.04	56.09s (1)	28.18s (2)
5	FOND MEMORIES	3	4.5m	2:32.24	56.89s (0)	28.39s (0)
8	NIMAH FRANCO	4	10.3m	2:32.67	56.68s (0)	28.04s (2)
10	BETTOR ROBYN	5	22.4m	2:33.57	57.21s (1)	29.22s (2)
1	ARTFUL MAID	6	28.6m	2:34.03	58.29s (0)	29.74s (0)
2	WICKED AZZ	7	32.1m	2:34.29	57.87s (0)	29.25s (0)
7	SAUCY DREAMS	8	34.0m	2:34.44	59.01s (1)	30.18s (1)
4	LISA LINCOLN	9	37.5m	2:34.70	58.93s (1)	30.09s (1)

Finish Position and metres gained from 800m



Sectionals
Powered by

PJ HARNESS ANALYSER Version 3.05 Out Now!
HORSE REPORTS / RAW DATA
 All your sectional needs Check us out at www.pjdata.com.au



The Racing Queensland Board (trading as Racing Queensland) and provider are not responsible for the completeness or accuracy of any of the information contained herein, and makes no representations about its suitability for any purpose.


Albion Park Race 8 Distance 1660m

Saturday, 24 April 2021

Gross Time: 1:59.40 MileRate: 1:55.70 LeadTime: 3.40s First Qtr: 27.60s Second Qtr: 30.80s Third Qtr: 28.60s Fourth Qtr: 29.00s

NoHorse	Plc	Margin	Time	800Time (W)	400 Time (W)
7 KOTARE ELITE	1	0.0m	1:59.40	55.74s (1)	27.67s (1)
5 TRUE STEPPER	2	0.2m	1:59.42	56.05s (1)	28.01s (2)
2 MERAVIGLIA	3	0.8m	1:59.46	57.36s (0)	28.73s (0)
1 MACHS MARETA	4	1.6m	1:59.52	57.10s (0)	28.45s (0)
4 RUNFORTHEROSES	5	3.0m	1:59.63	57.81s (0)	29.22s (0)
8 OURSOUTHERNSTAR	6	5.5m	1:59.82	57.05s (0)	28.40s (0)
9 MORESCO	7	6.0m	1:59.86	57.11s (1)	28.81s (1)
10 ADRENALINE RUSH	8	6.0m	1:59.86	56.80s (1)	28.77s (2)
6 LAVAZZA	9	7.8m	1:59.99	56.88s (0)	28.24s (0)
3 ARK ME	10	12.2m	2:00.33	57.86s (1)	29.61s (1)

Finish Position and metres gained from 800m



Sectionals
Powered by

PJ HARNESS ANALYSER Version 3.05 Out Now!
HORSE REPORTS / RAW DATA
 All your sectional needs Check us out at www.pjdata.com.au



The Racing Queensland Board (trading as Racing Queensland) and provider are not responsible for the completeness or accuracy of any of the information contained herein, and makes no representations about its suitability for any purpose.

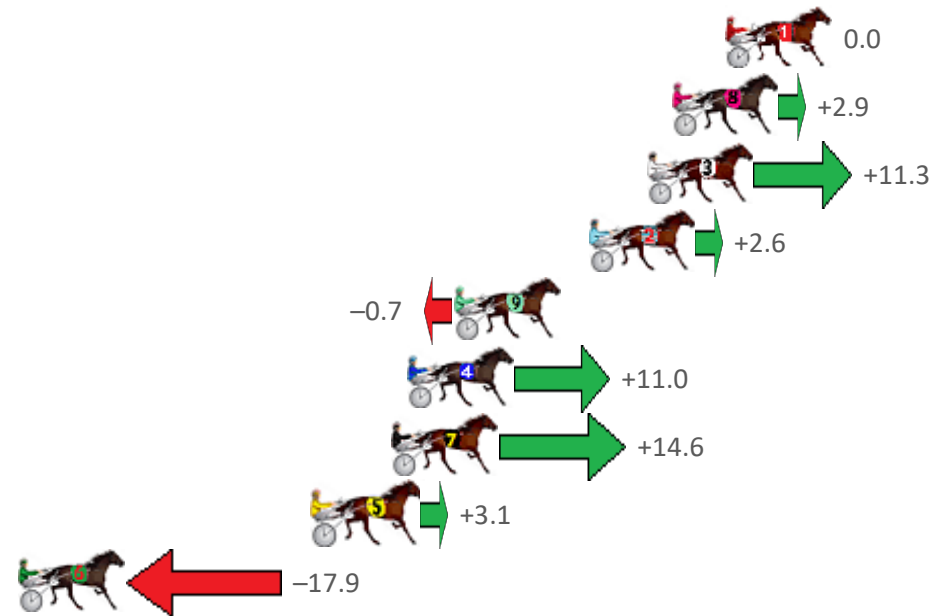
Albion Park Race 9 Distance 1660m

Saturday, 24 April 2021

Gross Time: 1:57.20 MileRate: 1:53.60 LeadTime: 3.50s First Qtr: 27.80s Second Qtr: 29.70s Third Qtr: 28.40s Fourth Qtr: 27.80s

NoHorse	Plc	Margin	Time	800Time (W)	400 Time (W)
1 FRANCO HAMPTON	1	0.0m	1:57.20	56.20s (0)	27.80s (0)
8 COMMODORE JUJON	2	2.1m	1:57.35	56.00s (0)	27.61s (0)
3 OUR BONDI BEACH	3	3.1m	1:57.43	55.41s (0)	27.06s (0)
2 COURAGEOUS SAINT	4	5.4m	1:57.59	56.02s (1)	27.91s (1)
9 ROLL WITH ROCKY	5	10.7m	1:57.98	56.25s (0)	27.88s (0)
4 B MAC C	6	12.6m	1:58.12	55.43s (1)	27.16s (1)
7 HARPS	7	13.2m	1:58.17	55.18s (0)	27.44s (0)
5 ARTHUR LOWE	8	16.3m	1:58.39	55.98s (1)	27.72s (2)
6 SOME EXCUSESOMEW	9	32.1m	1:59.55	57.45s (1)	29.08s (1)

Finish Position and metres gained from 800m



Sectionals
Powered by

PJ HARNESS ANALYSER

HORSE REPORTS / RAW DATA

Version 3.05
Out Now!

All your sectional needs

Check us out at www.pjdata.com.au



The Racing Queensland Board (trading as Racing Queensland) and provider are not responsible for the completeness or accuracy of any of the information contained herein, and makes no representations about its suitability for any purpose.

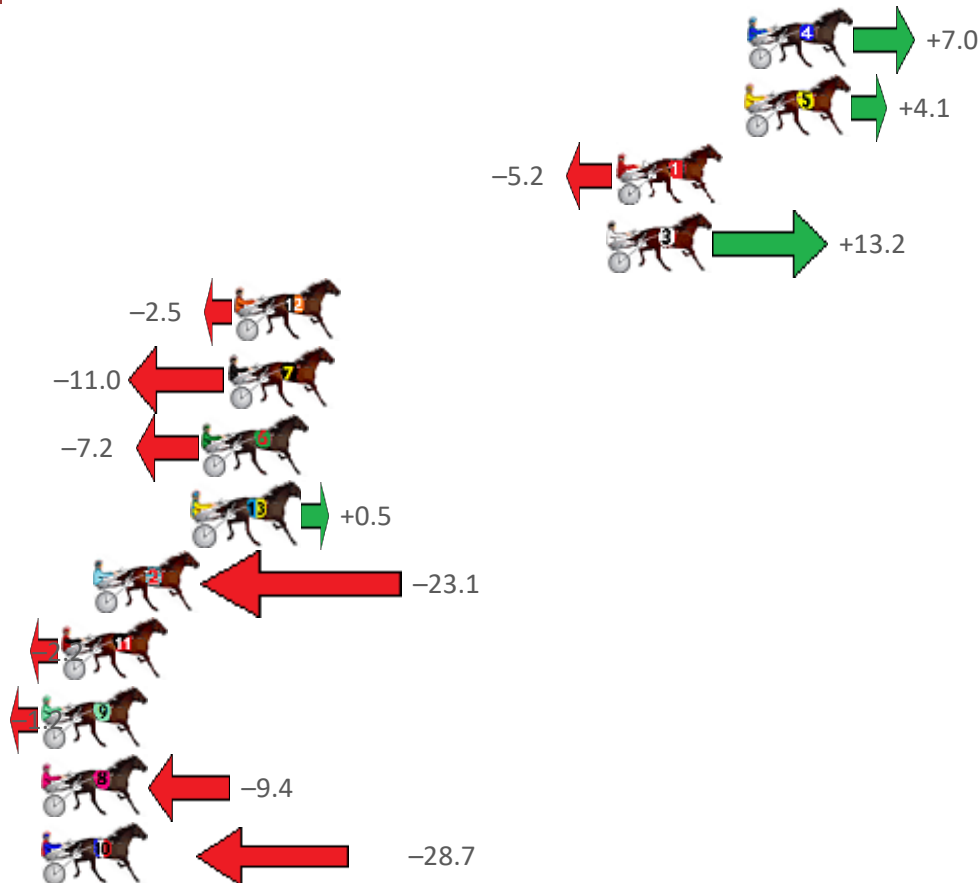
Albion Park Race 10 Distance 2647m

Saturday, 24 April 2021

Gross Time: 3:21.70 MileRate: 2:02.70 LeadTime: 80.50s First Qtr: 31.60s Second Qtr: 29.60s Third Qtr: 30.00s Fourth Qtr: 30.00s

NoHorse	Plc	Margin	Time	800Time (W)	400 Time (W)
4 FLINGANDWINGIT	1	0.0m	3:21.70	59.48s (1)	30.00s (1)
5 ORLANDO JOLT	2	0.1m	3:21.71	59.69s (0)	29.44s (0)
1 GODOFTHUNDER	3	5.2m	3:22.11	60.39s (0)	30.15s (0)
3 AVEROSS DON	4	5.6m	3:22.14	59.02s (0)	29.45s (0)
12 OUR OVERANOVA	5	20.3m	3:23.30	60.19s (1)	30.20s (2)
7 MAJESTIC ESS JAY	6	20.6m	3:23.32	60.82s (0)	30.54s (2)
6 IL PIRATA	7	21.6m	3:23.40	60.54s (0)	30.33s (1)
13 MAJESTIC SIMON	8	21.9m	3:23.42	59.96s (1)	30.01s (2)
2 MATATOKI	9	25.9m	3:23.74	61.72s (1)	31.26s (1)
11 GEE UP NEDDY	10	27.2m	3:23.84	60.16s (0)	30.45s (0)
9 GREG THE GREAT	11	28.6m	3:23.95	60.09s (1)	30.36s (1)
8 IM THE COMMANDO	12	39.0m	3:24.76	60.70s (0)	30.84s (0)
10 KINGDOM COME	13	41.5m	3:24.96	62.14s (1)	32.08s (3)

Finish Position and metres gained from 800m



Sectionals
Powered by

PJ HARNESS ANALYSER

HORSE REPORTS / RAW DATA

Version 3.05
Out Now!

All your sectional needs

Check us out at www.pjdata.com.au



The Racing Queensland Board (trading as Racing Queensland) and provider are not responsible for the completeness or accuracy of any of the information contained herein, and makes no representations about its suitability for any purpose.