

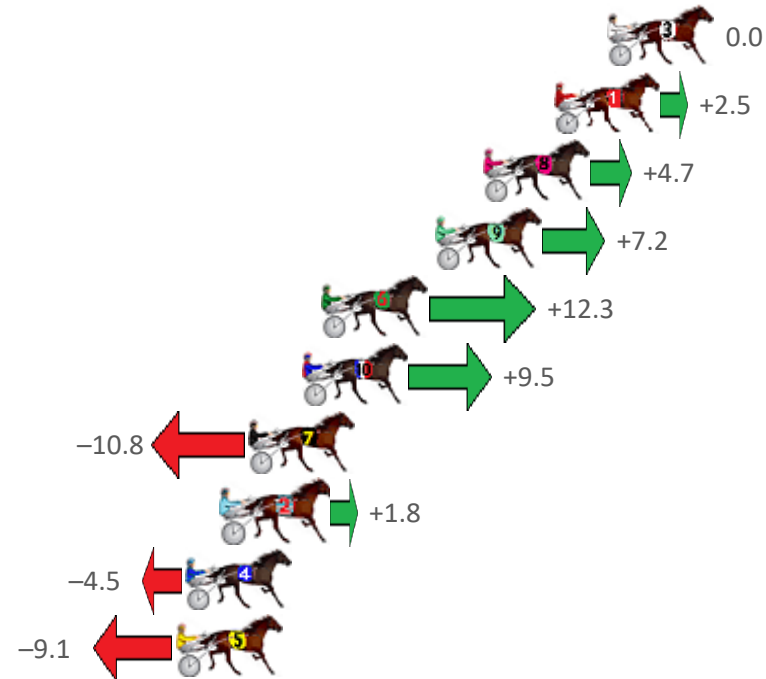
# Albion Park Race 1 Distance 1660m

Saturday, 1 May 2021

Gross Time: 1:54.90 MileRate: 1:51.40 LeadTime: 3.40s First Qtr: 26.20s Second Qtr: 29.90s Third Qtr: 27.60s Fourth Qtr: 27.80s

NoHorse	Plc	Margin	Time	800Time (W)	400 Time (W)
3 MAYWYNS BEST	1	0.0m	1:54.90	55.40s (0)	27.80s (0)
1 FAME ASSURED	2	2.1m	1:55.05	55.23s (0)	27.65s (0)
8 SPEEDY DOMINIC	3	4.9m	1:55.26	55.08s (0)	27.56s (0)
9 CARDLESFROMHEAVEN	4	6.8m	1:55.40	54.90s (0)	27.40s (0)
6 SHORTYS MATE	5	11.3m	1:55.73	54.55s (0)	27.39s (0)
10 CLINTAL DO	6	12.1m	1:55.78	54.75s (1)	27.18s (2)
7 NO WIN NO FEED	7	14.2m	1:55.94	56.14s (1)	28.56s (1)
2 LILAC FLASH	8	15.2m	1:56.01	55.28s (1)	27.63s (1)
4 UNDER WORKED	9	16.7m	1:56.12	55.71s (1)	28.08s (1)
5 ROCK WITH SAM	10	17.1m	1:56.15	56.03s (1)	28.42s (1)

Finish Position and metres gained from 800m



Sectionals  
Powered by

**PJ HARNESS ANALYSER** Version 3.05 Out Now!  
**HORSE REPORTS / RAW DATA**  
 All your sectional needs Check us out at [www.pjdata.com.au](http://www.pjdata.com.au)



The Racing Queensland Board (trading as Racing Queensland) and provider are not responsible for the completeness or accuracy of any of the information contained herein, and makes no representations about its suitability for any purpose.

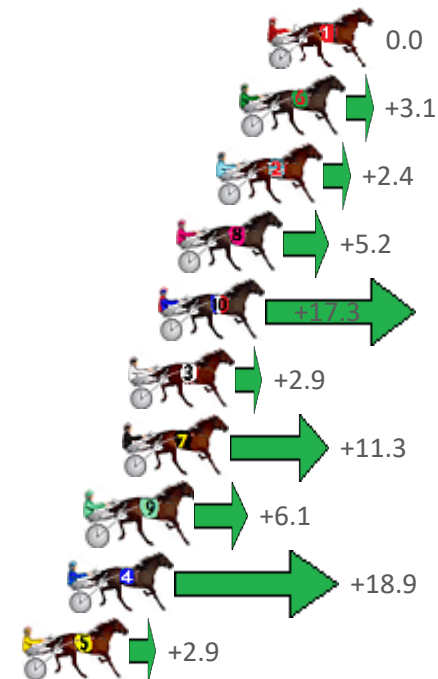
# Albion Park Race 2 Distance 1660m

Saturday, 1 May 2021

Gross Time: 1:56.50 MileRate: 1:53.00 LeadTime: 3.30s First Qtr: 26.90s Second Qtr: 29.30s Third Qtr: 28.10s Fourth Qtr: 28.90s

NoHorse	Plc	Margin	Time	800Time (W)	400 Time (W)
1 TAROONA BROMAC	1	0.0m	1:56.50	57.00s (0)	28.90s (0)
6 ROCKNROLL ICON	2	1.1m	1:56.58	56.78s (1)	28.71s (1)
2 STOMPPEM	3	2.0m	1:56.65	56.83s (0)	28.67s (0)
8 CASINO TOMMY	4	3.6m	1:56.77	56.63s (0)	28.43s (0)
10 OUR WALL STREET WOL	5	4.3m	1:56.83	55.77s (1)	28.07s (2)
3 OUR MAJOR DAY	6	5.5m	1:56.92	56.79s (1)	28.68s (1)
7 KID MONTANA	7	5.7m	1:56.93	56.20s (1)	28.48s (2)
9 LEOS BEST	8	7.1m	1:57.04	56.57s (0)	28.30s (0)
4 CLARRY	9	7.9m	1:57.10	55.66s (1)	27.97s (1)
5 WILL THE WIZARD	10	9.7m	1:57.24	56.79s (1)	28.68s (1)

## Finish Position and metres gained from 800m



Sectionals  
Powered by

**PJ HARNESS ANALYSER** Version 3.05 Out Now!  
**HORSE REPORTS / RAW DATA**  
 All your sectional needs Check us out at [www.pjdata.com.au](http://www.pjdata.com.au)



The Racing Queensland Board (trading as Racing Queensland) and provider are not responsible for the completeness or accuracy of any of the information contained herein, and makes no representations about its suitability for any purpose.

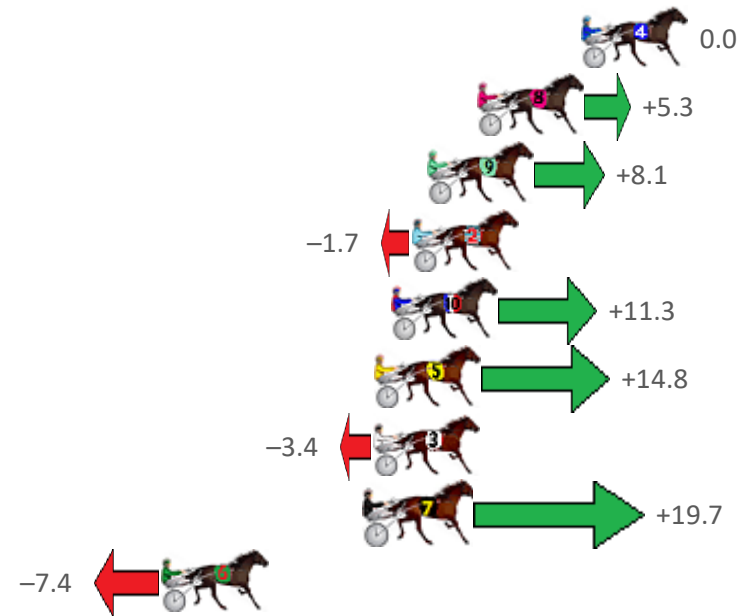
# Albion Park Race 3 Distance 1660m

Saturday, 1 May 2021

Gross Time: 1:57.20 MileRate: 1:53.60 LeadTime: 3.40s First Qtr: 27.60s Second Qtr: 30.40s Third Qtr: 27.40s Fourth Qtr: 28.40s

No	Horse	Plc	Margin	Time	800Time (W)	400 Time (W)
4	TACTICAL RESPONSE	1	0.0m	1:57.20	55.80s (0)	28.40s (0)
8	MIDNIGHT MAN	2	4.1m	1:57.51	55.43s (1)	28.14s (1)
9	MONTANA CHIEF	3	6.1m	1:57.66	55.24s (1)	27.94s (1)
2	BEE GEES BANDIT	4	6.7m	1:57.70	55.92s (1)	28.62s (1)
10	TWENTYEIGHTBLACK	5	7.5m	1:57.76	55.02s (1)	27.73s (1)
5	IMASPORTSSTAR	6	8.2m	1:57.81	54.77s (1)	27.48s (1)
3	JUMPING JOLT	7	8.2m	1:57.81	56.04s (0)	28.63s (0)
7	JONAH JONES	8	8.5m	1:57.83	54.43s (0)	27.69s (0)
6	MAYWYNS COURAGE	9	16.6m	1:58.44	56.31s (0)	28.88s (0)

Finish Position and metres gained from 800m



Sectionals  
Powered by

**PJ HARNESS ANALYSER** Version 3.05 Out Now!  
**HORSE REPORTS / RAW DATA**  
 All your sectional needs Check us out at [www.pjdata.com.au](http://www.pjdata.com.au)



The Racing Queensland Board (trading as Racing Queensland) and provider are not responsible for the completeness or accuracy of any of the information contained herein, and makes no representations about its suitability for any purpose.

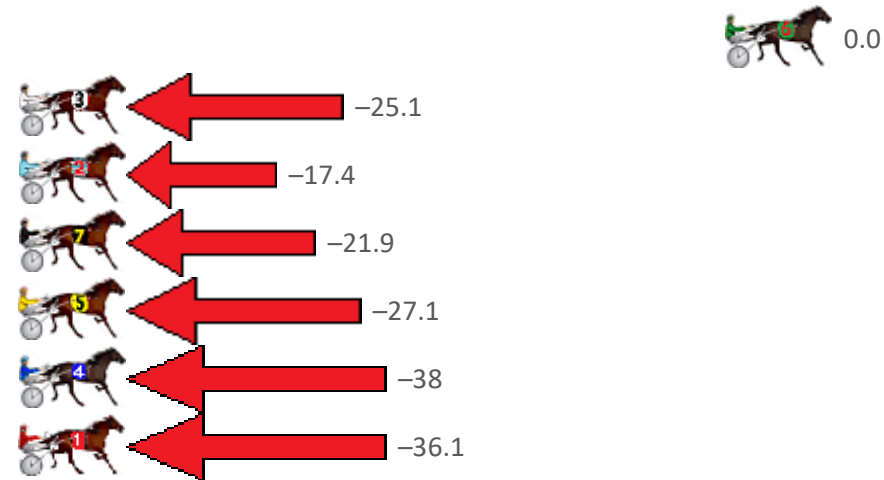
# Albion Park Race 4 Distance 1660m

Saturday, 1 May 2021

Gross Time: 2:00.80 MileRate: 1:57.20 LeadTime: 3.40s First Qtr: 27.50s Second Qtr: 31.80s Third Qtr: 30.40s Fourth Qtr: 27.70s

NoHorse	Plc	Margin	Time	800Time (W)	400 Time (W)
6 CAT KING COLE	1	0.0m	2:00.80	58.10s (0)	27.70s (0)
3 BLACKJACK SHAZ	2	29.7m	2:02.96	59.91s (0)	29.41s (0)
2 HARLEY BLUE	3	32.2m	2:03.15	59.36s (0)	28.95s (0)
7 MERIBEL	4	35.7m	2:03.40	59.68s (1)	29.51s (2)
5 BETS ON MILLIE	5	36.7m	2:03.47	60.06s (1)	29.37s (1)
4 BETTYS GOLD CLASS	6	42.1m	2:03.87	60.78s (1)	30.03s (1)
1 MAYWYN ROCKFIELD	7	45.9m	2:04.14	60.71s (0)	30.19s (0)

Finish Position and metres gained from 800m



Sectionals  
Powered by

**PJ HARNESS ANALYSER** Version 3.05 Out Now!  
**HORSE REPORTS / RAW DATA**  
 All your sectional needs Check us out at [www.pjdata.com.au](http://www.pjdata.com.au)



The Racing Queensland Board (trading as Racing Queensland) and provider are not responsible for the completeness or accuracy of any of the information contained herein, and makes no representations about its suitability for any purpose.

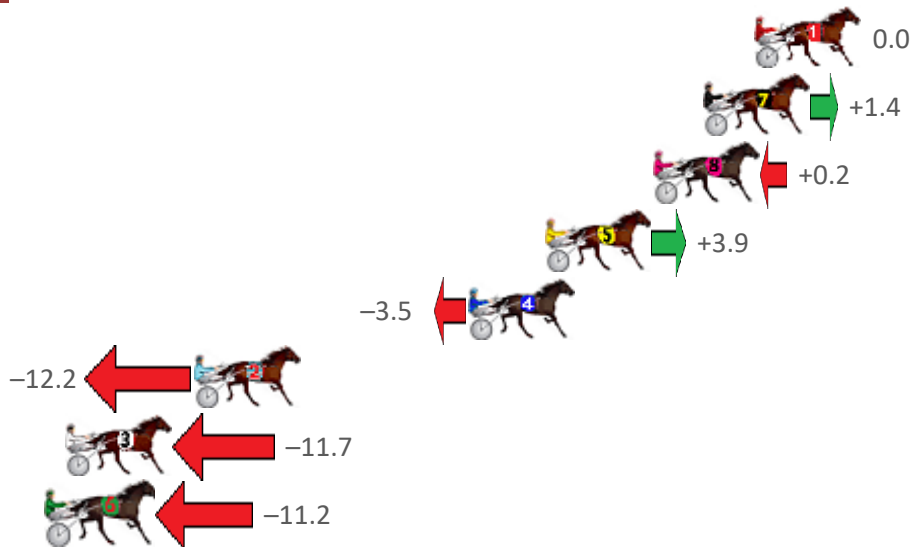
# Albion Park Race 5 Distance 1660m

Saturday, 1 May 2021

Gross Time: 1:58.70 MileRate: 1:55.10 LeadTime: 3.40s First Qtr: 28.00s Second Qtr: 30.50s Third Qtr: 28.80s Fourth Qtr: 28.00s

NoHorse	Plc	Margin	Time	800Time (W)	400 Time (W)
1 CLASS TO THE MAX	1	0.0m	1:58.70	56.80s (0)	28.00s (0)
7 LEAP TO FAME	2	2.0m	1:58.85	56.70s (1)	27.99s (1)
8 I AM SPARTA	3	4.0m	1:58.99	56.79s (0)	27.93s (0)
5 MY ULTIMATE LEVI	4	8.3m	1:59.31	56.52s (1)	27.85s (2)
4 TIMS A TROOPER	5	11.3m	1:59.53	57.05s (1)	28.31s (1)
2 MAYWYN MACDUFF	6	22.2m	2:00.33	57.66s (0)	28.88s (0)
3 GULMARG	7	27.3m	2:00.71	57.63s (0)	28.88s (0)
6 CATSEYE BEACH	8	28.2m	2:00.78	57.59s (1)	28.89s (1)

Finish Position and metres gained from 800m



Sectionals  
Powered by

The Racing Queensland Board (trading as Racing Queensland) and provider are not responsible for the completeness or accuracy of any of the information contained herein, and makes no representations about its suitability for any purpose.

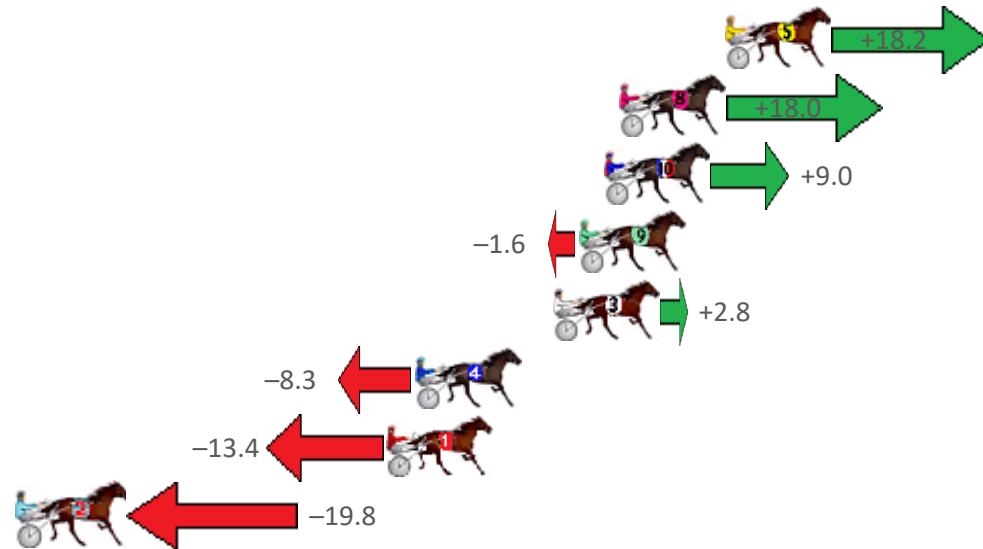
# Albion Park Race 6 Distance 2138m

Saturday, 1 May 2021

Gross Time: 2:33.90 MileRate: 1:55.90 LeadTime: 38.10s First Qtr: 29.10s Second Qtr: 29.10s Third Qtr: 28.20s Fourth Qtr: 29.40s

No	Horse	Plc	Margin	Time	800Time (W)	400 Time (W)
5	NIMAH FRANCO	1	0.0m	2:33.90	56.30s (1)	27.91s (2)
8	TWO TIMES BETTOR	2	4.2m	2:34.22	56.31s (0)	28.57s (0)
10	KANYE CRUSADER	3	4.8m	2:34.27	56.96s (1)	28.61s (2)
9	SQUARE DEALER	4	5.8m	2:34.35	57.71s (0)	29.46s (0)
3	WICKED AZZ	5	6.8m	2:34.42	57.40s (0)	29.11s (0)
4	OUR UNCLE JIM	6	12.3m	2:34.85	58.19s (1)	29.96s (1)
1	ROYAL AURORA	7	13.4m	2:34.93	58.56s (0)	30.38s (0)
2	HARPS	8	28.6m	2:36.10	59.02s (1)	30.64s (1)

Finish Position and metres gained from 800m



Sectionals  
Powered by

PJ HARNESS ANALYSER

HORSE REPORTS / RAW DATA

All your sectional needs

Check us out at [www.pjdata.com.au](http://www.pjdata.com.au)

Version 3.05  
Out Now!

The Racing Queensland Board (trading as Racing Queensland) and provider are not responsible for the completeness or accuracy of any of the information contained herein, and makes no representations about its suitability for any purpose.

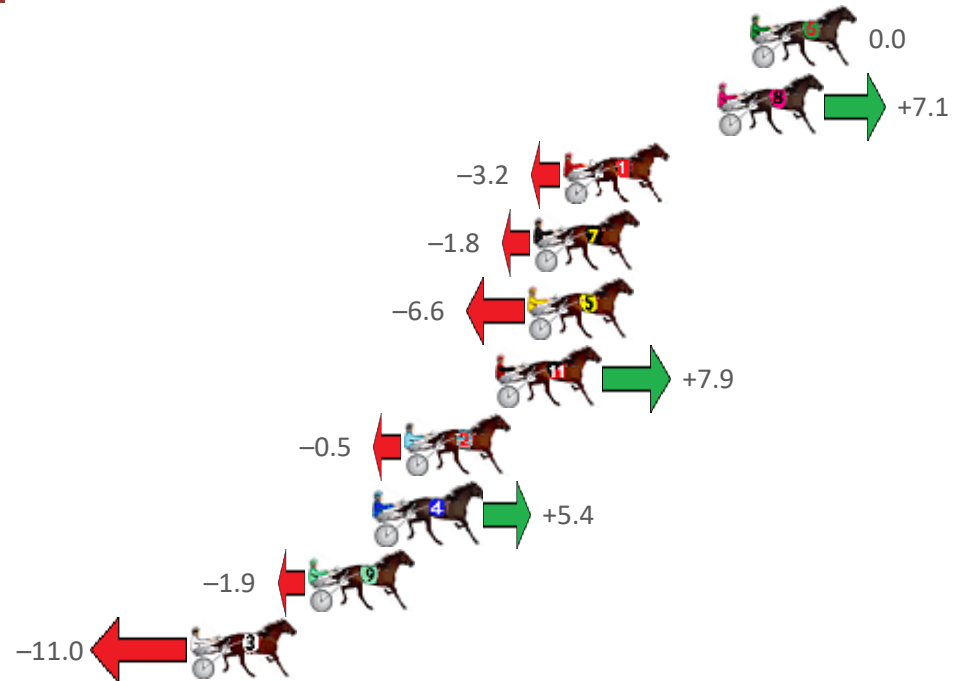
# Albion Park Race 7 Distance 1660m

Saturday, 1 May 2021

Gross Time: 1:57.50 MileRate: 1:54.00 LeadTime: 3.30s First Qtr: 27.10s Second Qtr: 31.10s Third Qtr: 27.80s Fourth Qtr: 28.20s

No	Horse	Plc	Margin	Time	800Time (W)	400 Time (W)
6	ADAM CROCKER	1	0.0m	1:57.50	56.00s (0)	28.20s (0)
8	BOMBADIER JUJON	2	1.3m	1:57.60	55.51s (0)	27.59s (0)
1	VENUS JUJON	3	7.4m	1:58.05	56.22s (0)	28.35s (0)
7	BLACKJACK BART	4	8.6m	1:58.14	56.13s (1)	28.16s (1)
5	A RAINBOW DELIGHT	5	8.8m	1:58.15	56.46s (1)	28.52s (1)
11	LORD DIGBY	6	10.1m	1:58.25	55.45s (0)	27.53s (0)
2	TOANUI SPIRIT	7	13.7m	1:58.52	56.03s (0)	28.11s (0)
4	MAYWYNS JEWEL	8	14.8m	1:58.60	55.62s (1)	27.61s (1)
9	GOOD AS IT GETS	9	17.5m	1:58.80	56.13s (1)	28.09s (1)
3	MIND OF MY OWN	10	22.2m	1:59.15	56.77s (1)	28.72s (1)

Finish Position and metres gained from 800m



Sectionals  
Powered by

**PJ HARNESS ANALYSER** Version 3.05 Out Now!  
**HORSE REPORTS / RAW DATA**  
 All your sectional needs Check us out at [www.pjdata.com.au](http://www.pjdata.com.au)



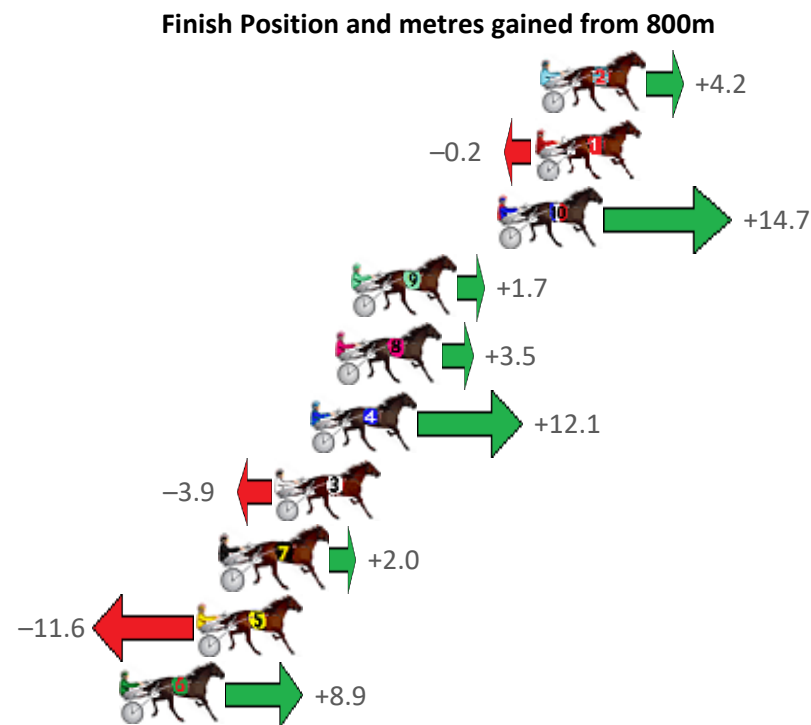
The Racing Queensland Board (trading as Racing Queensland) and provider are not responsible for the completeness or accuracy of any of the information contained herein, and makes no representations about its suitability for any purpose.

# Albion Park Race 8 Distance 2138m

Saturday, 1 May 2021

Gross Time: 2:36.60 MileRate: 1:57.90 LeadTime: 38.20s First Qtr: 32.10s Second Qtr: 29.90s Third Qtr: 27.90s Fourth Qtr: 28.50s

NoHorse	Plc	Margin	Time	800Time (W)	400 Time (W)
2 B MAC C	1	0.0m	2:36.60	56.11s (0)	28.19s (0)
1 RAGNARR	2	0.2m	2:36.61	56.41s (0)	28.51s (0)
10 MY ULTIMATE STAR	3	1.7m	2:36.73	55.37s (1)	27.95s (2)
9 ONE OFF	4	7.5m	2:37.16	56.28s (0)	28.37s (0)
8 MISTERFREEZE	5	8.1m	2:37.21	56.15s (1)	28.72s (2)
4 COURAGEOUS SAINT	6	9.1m	2:37.28	55.55s (1)	28.18s (2)
3 THE DEMOCRAT	7	10.5m	2:37.39	56.67s (1)	28.71s (1)
7 JOANNIES GIRL	8	12.6m	2:37.54	56.26s (0)	28.51s (1)
5 LOMBO HEAVEN	9	13.6m	2:37.62	57.21s (1)	29.25s (1)
6 LITTLE BOLT	10	16.7m	2:37.85	55.78s (1)	28.38s (2)



Sectionals  
Powered by

**PJ HARNESS ANALYSER** Version 3.05 Out Now!  
**HORSE REPORTS / RAW DATA**  
 All your sectional needs Check us out at [www.pjdata.com.au](http://www.pjdata.com.au)



The Racing Queensland Board (trading as Racing Queensland) and provider are not responsible for the completeness or accuracy of any of the information contained herein, and makes no representations about its suitability for any purpose.



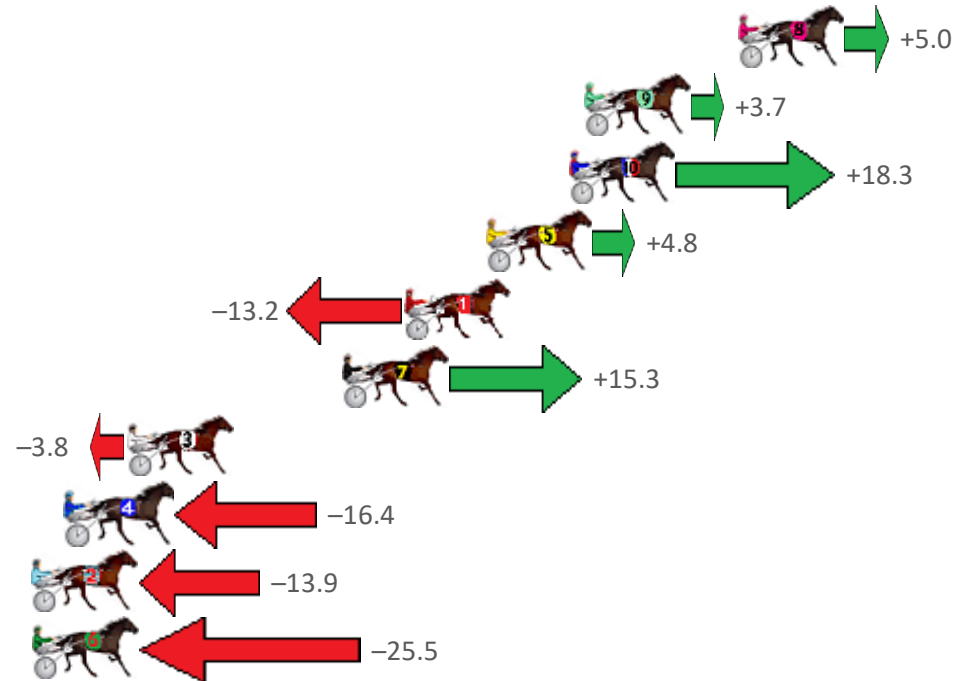
# Albion Park Race 9 Distance 1660m

Saturday, 1 May 2021

Gross Time: 1:57.20 MileRate: 1:53.60 LeadTime: 3.40s First Qtr: 27.20s Second Qtr: 29.20s Third Qtr: 28.10s Fourth Qtr: 29.30s

No	Horse	Plc	Margin	Time	800Time (W)	400 Time (W)
8	MACH LE MORE	1	0.0m	1:57.20	57.04s (0)	28.99s (0)
9	GLENEAGLE WARRIOR	2	6.1m	1:57.67	57.14s (0)	29.13s (0)
10	DOUBLE OR NOTHING	3	6.7m	1:57.71	56.09s (1)	28.42s (2)
5	BLUE MOON RISING	4	10.0m	1:57.97	57.06s (0)	29.10s (0)
1	THE FORTUNATE SON	5	13.2m	1:58.21	58.34s (0)	30.26s (0)
7	TEARAWAY DIAMOND	6	15.7m	1:58.41	56.31s (1)	28.71s (1)
3	BITCOIN	7	24.2m	1:59.06	57.67s (1)	29.85s (1)
4	OUR MEGASTAR	8	26.6m	1:59.24	58.57s (1)	30.52s (2)
2	IT AINT THE MONEY	9	28.7m	1:59.41	58.39s (1)	30.33s (2)
6	JOE BATTERS	10	30.9m	1:59.57	59.22s (1)	31.03s (1)

Finish Position and metres gained from 800m



Sectionals  
Powered by

**PJ HARNESS ANALYSER** Version 3.05 Out Now!  
**HORSE REPORTS / RAW DATA**  
 All your sectional needs Check us out at [www.pjdata.com.au](http://www.pjdata.com.au)



The Racing Queensland Board (trading as Racing Queensland) and provider are not responsible for the completeness or accuracy of any of the information contained herein, and makes no representations about its suitability for any purpose.

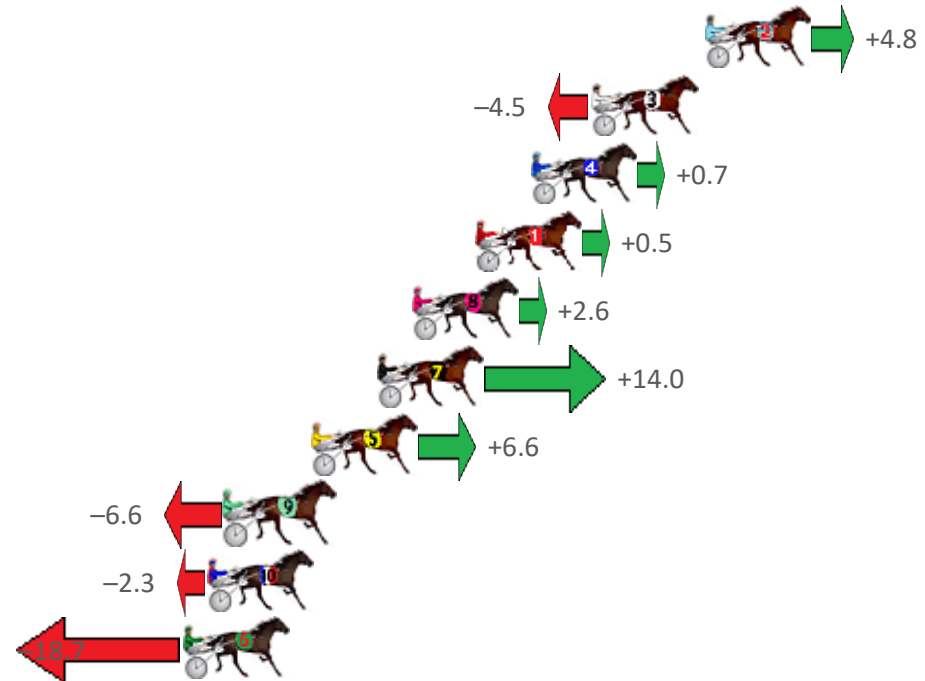
# Albion Park Race 10 Distance 1660m

Saturday, 1 May 2021

Gross Time: 1:59.50 MileRate: 1:55.80 LeadTime: 4.00s First Qtr: 28.20s Second Qtr: 30.30s Third Qtr: 28.30s Fourth Qtr: 28.70s

NoHorse	Plc	Margin	Time	800Time (W)	400 Time (W)
2 OURSOUTHERNSTAR	1	0.0m	1:59.50	56.66s (0)	28.39s (0)
3 RUNFORTHEROSES	2	4.5m	1:59.84	57.32s (0)	29.02s (0)
4 TRUE STEPPER	3	6.9m	2:00.02	56.95s (1)	28.76s (2)
1 LAVAZZA	4	9.1m	2:00.19	56.96s (0)	28.68s (0)
8 OUR STELLA ROSE	5	11.6m	2:00.37	56.82s (0)	28.47s (0)
7 ADRENALINE RUSH	6	13.0m	2:00.48	56.01s (1)	28.24s (0)
5 LILYMADIMAC	7	15.6m	2:00.68	56.53s (1)	28.70s (2)
9 MAFFIOSO GIRL	8	19.0m	2:00.93	57.47s (1)	29.23s (1)
10 MACHS MARETA	9	19.7m	2:00.98	57.16s (1)	28.91s (1)
6 MERAVIGLIA	10	20.7m	2:01.06	58.32s (1)	29.89s (1)

Finish Position and metres gained from 800m



Sectionals  
Powered by

**PJ HARNESS ANALYSER** Version 3.05 Out Now!  
**HORSE REPORTS / RAW DATA**  
 All your sectional needs Check us out at [www.pjdata.com.au](http://www.pjdata.com.au)



The Racing Queensland Board (trading as Racing Queensland) and provider are not responsible for the completeness or accuracy of any of the information contained herein, and makes no representations about its suitability for any purpose.