

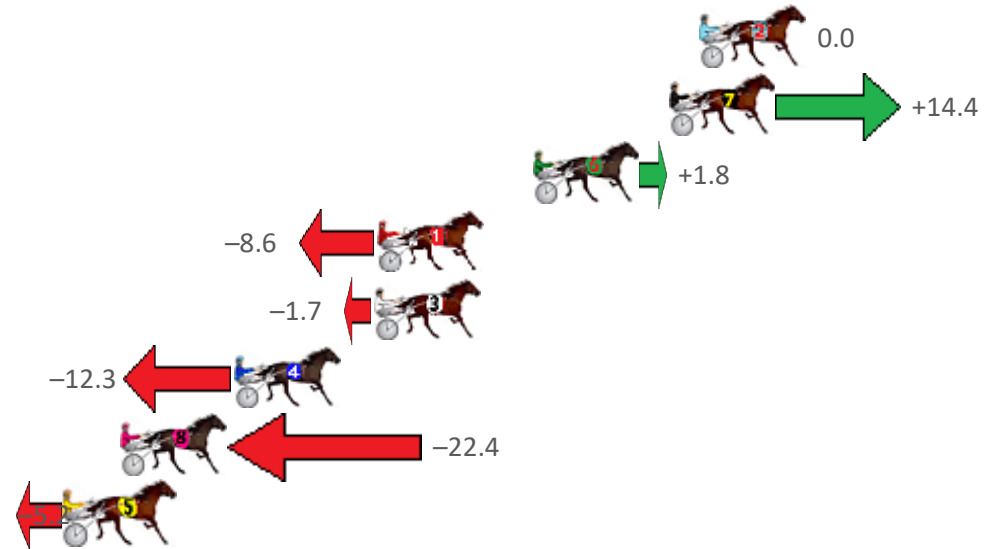
# Marburg Race 1 Distance 1850m

Sunday, 27 June 2021

Gross Time: 2:20.60 MileRate: 2:02.30 LeadTime: 18.30s First Qtr: 31.30s Second Qtr: 31.30s Third Qtr: 29.60s Fourth Qtr: 30.10s

No Horse	Plc	Margin	Time	800Time (W)	400 Time (W)
2 SCHOOPY	1	0.0m	2:20.60	59.70s (0)	30.10s (0)
7 LEAPING LEO	2	1.2m	2:20.69	58.63s (1)	29.62s (2)
6 DREAMOUTS NIECE	3	6.6m	2:21.12	59.57s (0)	29.73s (0)
1 POSER	4	12.8m	2:21.61	60.34s (0)	30.49s (0)
3 DARTESIAN	5	12.9m	2:21.62	59.83s (1)	29.88s (0)
4 JOHNROD	6	18.5m	2:22.06	60.61s (1)	30.45s (1)
8 TRACES OF TARA	7	23.0m	2:22.41	61.36s (1)	31.22s (1)
5 FREMARKSINDI	8	25.2m	2:22.59	60.09s (1)	30.56s (1)

Finish Position and metres gained from 800m



Sectionals  
Powered by

**PJ HARNESS ANALYSER** Version 3.05 Out Now!  
**HORSE REPORTS / RAW DATA**  
 All your sectional needs Check us out at [www.pjdata.com.au](http://www.pjdata.com.au)



The Racing Queensland Board (trading as Racing Queensland) and provider are not responsible for the completeness or accuracy of any of the information contained herein, and makes no representations about its suitability for any purpose.

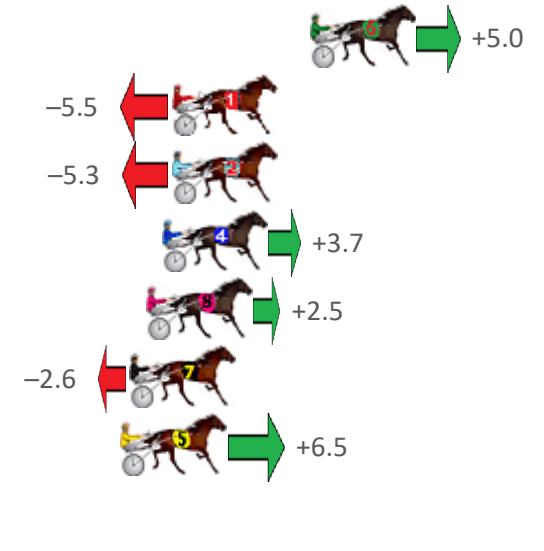
# Marburg Race 2 Distance 1850m

Sunday, 27 June 2021

Gross Time: 2:18.30 MileRate: 2:00.30 LeadTime: 17.20s First Qtr: 30.80s Second Qtr: 31.20s Third Qtr: 28.80s Fourth Qtr: 30.30s

No Horse	Plc	Margin	Time	800Time (W)	400 Time (W)
6 BEEF CITY STARZZZ	1	0.0m	2:18.30	58.73s (0)	29.97s (0)
1 REDDY FIRE	2	5.5m	2:18.74	59.50s (0)	30.71s (0)
2 TUAKANA	2	5.5m	2:18.74	59.49s (1)	30.62s (1)
4 DALLAS COWGIRL	4	5.9m	2:18.77	58.83s (0)	30.10s (0)
8 PURPLE SHADES	5	6.5m	2:18.82	58.92s (1)	29.98s (1)
7 PEGGY STARDUST	6	7.2m	2:18.87	59.29s (1)	30.39s (1)
5 GUTS	7	7.5m	2:18.89	58.62s (1)	30.14s (2)
3 OUR CHAMPION	8	23.2m	2:20.14	59.73s (0)	31.07s (0)

## Finish Position and metres gained from 800m



Sectionals  
Powered by

**PJ HARNESS ANALYSER** Version 3.05 Out Now!  
**HORSE REPORTS / RAW DATA**  
 All your sectional needs Check us out at [www.pjdata.com.au](http://www.pjdata.com.au)



The Racing Queensland Board (trading as Racing Queensland) and provider are not responsible for the completeness or accuracy of any of the information contained herein, and makes no representations about its suitability for any purpose.

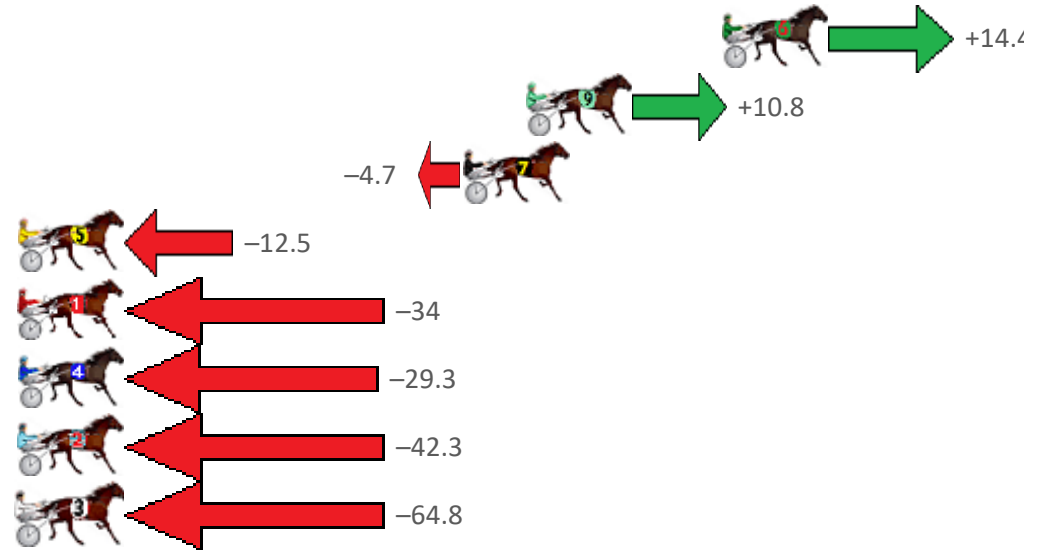
# Marburg Race 3 Distance 2200m

Sunday, 27 June 2021

Gross Time: 2:48.90 MileRate: 2:03.00 LeadTime: 49.10s First Qtr: 30.40s Second Qtr: 31.40s Third Qtr: 29.20s Fourth Qtr: 28.80s

No Horse	Plc	Margin	Time	800Time (W)	400 Time (W)
6 BONNIES CAM	1	0.0m	2:48.90	56.96s (1)	28.79s (2)
9 ROCKNROLL DA GAMA	2	7.8m	2:49.49	57.22s (1)	28.97s (2)
7 DOOLITTLE DOOZZIE	3	10.3m	2:49.68	58.34s (1)	29.54s (1)
5 MAYWYN A JUG ORTW	4	35.7m	2:51.60	58.90s (1)	30.60s (2)
1 THE LAST STARFIRE	5	38.9m	2:51.84	60.42s (0)	31.08s (1)
4 DARBY BRIGHTS	6	39.5m	2:51.89	60.11s (0)	30.77s (0)
2 MONTANA PRIDE	7	42.3m	2:52.10	61.05s (0)	31.66s (0)
3 SOMEWHEREINHEAVEN	8	75.0m	2:54.57	62.67s (1)	32.77s (1)

Finish Position and metres gained from 800m



Sectionals  
Powered by

**PJ HARNESS ANALYSER** Version 3.05 Out Now!  
**HORSE REPORTS / RAW DATA**  
 All your sectional needs Check us out at [www.pjdata.com.au](http://www.pjdata.com.au)



The Racing Queensland Board (trading as Racing Queensland) and provider are not responsible for the completeness or accuracy of any of the information contained herein, and makes no representations about its suitability for any purpose.

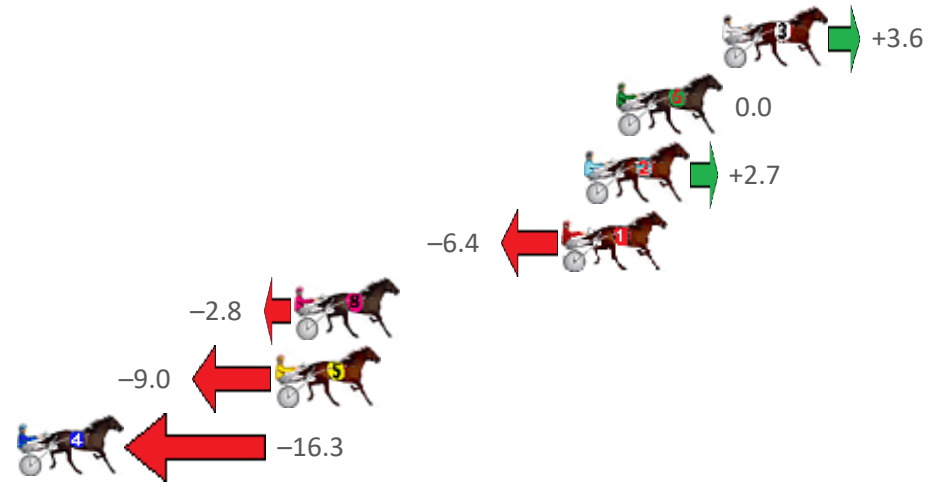
# Marburg Race 4 Distance 1850m

Sunday, 27 June 2021

Gross Time: 2:16.70 MileRate: 1:58.90 LeadTime: 17.30s First Qtr: 30.70s Second Qtr: 30.30s Third Qtr: 28.30s Fourth Qtr: 30.10s

No Horse	Plc	Margin	Time	800Time (W)	400 Time (W)
3 NIGHT NINJA	1	0.0m	2:16.70	58.14s (1)	30.10s (0)
6 OLIVER WINKLE	2	4.2m	2:17.03	58.40s (0)	29.68s (1)
2 ONYAJANS	3	5.5m	2:17.13	58.20s (1)	29.66s (2)
1 OKANES DEVIL	4	6.4m	2:17.20	58.86s (0)	30.04s (0)
8 MAJOR SLIP UP	5	17.0m	2:18.04	58.60s (0)	29.71s (0)
5 HOLLYWOOD ROOKI	6	17.8m	2:18.10	59.05s (0)	30.11s (0)
4 NOLONGA YOUR CHOIC	7	29.1m	2:18.99	59.58s (1)	30.77s (1)

Finish Position and metres gained from 800m



Sectionals  
Powered by

**PJ HARNESS ANALYSER** Version 3.05 Out Now!  
**HORSE REPORTS / RAW DATA**  
 All your sectional needs Check us out at [www.pjdata.com.au](http://www.pjdata.com.au)



The Racing Queensland Board (trading as Racing Queensland) and provider are not responsible for the completeness or accuracy of any of the information contained herein, and makes no representations about its suitability for any purpose.

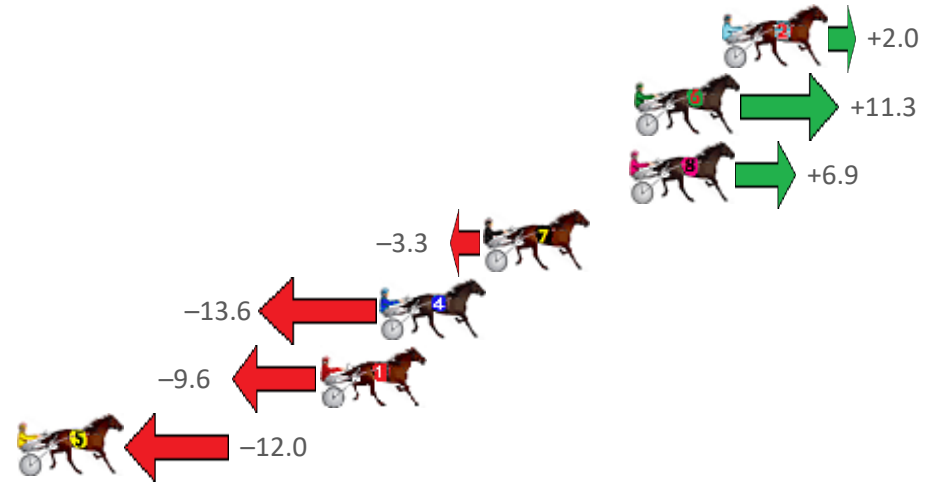
# Marburg Race 5 Distance 1850m

Sunday, 27 June 2021

Gross Time: 2:20.70 MileRate: 2:02.40 LeadTime: 17.30s First Qtr: 30.90s Second Qtr: 32.90s Third Qtr: 29.30s Fourth Qtr: 30.30s

No Horse	Plc	Margin	Time	800Time (W)	400 Time (W)
2 CHANG	1	0.0m	2:20.70	59.45s (1)	30.28s (1)
6 TICK OF THE CLOCK	2	3.5m	2:20.98	58.76s (2)	30.56s (2)
8 HIGHMORALGROUND	3	3.7m	2:20.99	59.09s (1)	30.22s (2)
7 PRIVATE JUJON	4	9.5m	2:21.45	59.84s (1)	30.65s (1)
4 TULHURST LOVER	5	13.6m	2:21.78	60.61s (0)	31.10s (0)
1 SWEET SCOOT	6	16.0m	2:21.97	60.31s (0)	30.90s (0)
5 CHASIN DREAMZ	7	40.0m	2:23.87	60.49s (0)	31.20s (0)

Finish Position and metres gained from 800m



Sectionals  
Powered by

**PJ HARNESS ANALYSER**  
HORSE REPORTS / RAW DATA

Version 3.05  
Out Now!

All your sectional needs

Check us out at [www.pjdata.com.au](http://www.pjdata.com.au)



The Racing Queensland Board (trading as Racing Queensland) and provider are not responsible for the completeness or accuracy of any of the information contained herein, and makes no representations about its suitability for any purpose.

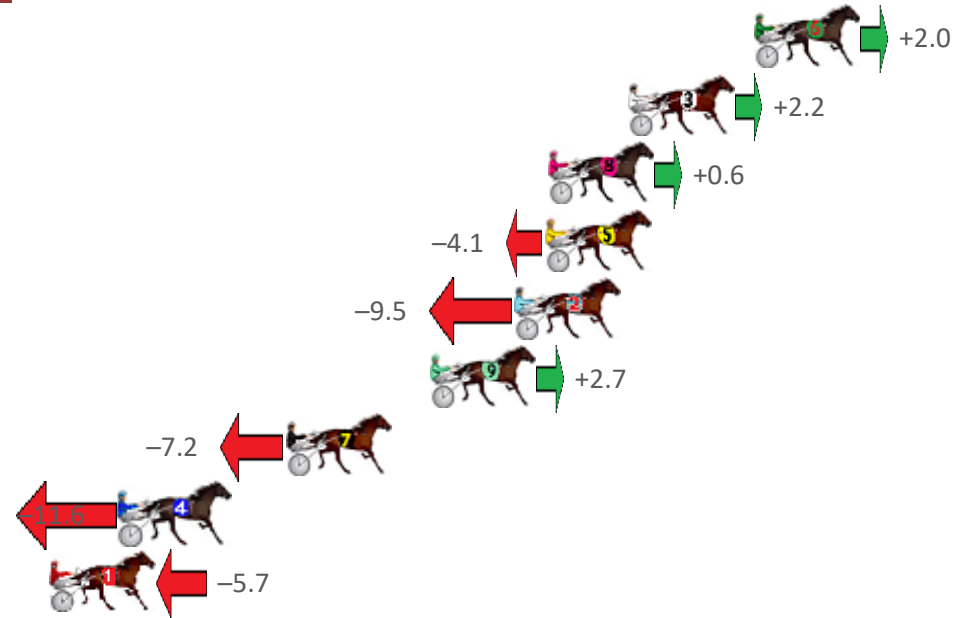
# Marburg Race 6 Distance 2200m

Sunday, 27 June 2021

Gross Time: 2:51.30 MileRate: 2:04.80 LeadTime: 49.00s First Qtr: 31.80s Second Qtr: 32.20s Third Qtr: 28.90s Fourth Qtr: 29.40s

No Horse	Plc	Margin	Time	800Time (W)	400 Time (W)
6 HANDSOME HARRY	1	0.0m	2:51.30	58.16s (1)	29.40s (1)
3 KEAYANG SPONGE BOB	2	5.0m	2:51.69	58.14s (1)	29.39s (2)
8 DOOLITTLE DANDY	3	8.2m	2:51.93	58.26s (0)	29.27s (0)
5 GHOST GUM	4	8.3m	2:51.94	58.60s (0)	29.63s (1)
2 MUSTANG DUDE	5	9.5m	2:52.03	58.99s (0)	30.05s (0)
9 NESTERS HILL	6	12.9m	2:52.29	58.10s (1)	29.22s (1)
7 TORQUE TO THE MAX	7	18.6m	2:52.73	58.82s (1)	29.96s (1)
4 WRITEABOUTCHELSEA	8	25.2m	2:53.24	59.14s (0)	30.10s (0)
1 GINA TARANTELLA	9	50.7m	2:55.21	58.71s (0)	30.33s (0)

Finish Position and metres gained from 800m



Sectionals  
Powered by

## PJ HARNESS ANALYSER

HORSE REPORTS / RAW DATA

All your sectional needs

Version 3.05  
Out Now!

Check us out at [www.pjdata.com.au](http://www.pjdata.com.au)



The Racing Queensland Board (trading as Racing Queensland) and provider are not responsible for the completeness or accuracy of any of the information contained herein, and makes no representations about its suitability for any purpose.



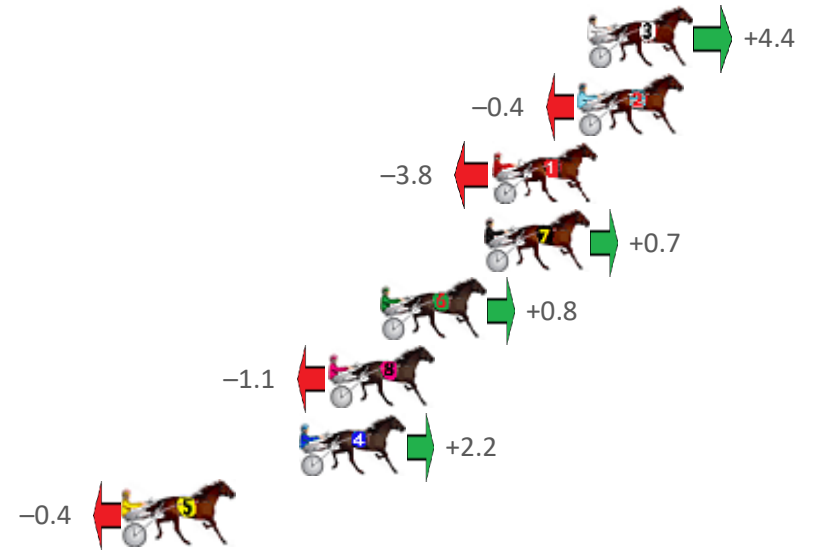
# Marburg Race 7 Distance 1850m

Sunday, 27 June 2021

Gross Time: 2:20.40 MileRate: 2:02.20 LeadTime: 17.70s First Qtr: 32.20s Second Qtr: 31.70s Third Qtr: 29.20s Fourth Qtr: 29.60s

No Horse	Plc	Margin	Time	800Time (W)	400 Time (W)
3 DARGOS PET	1	0.0m	2:20.40	58.48s (1)	29.28s (1)
2 MELTON MAX GENTLE	2	0.4m	2:20.43	58.83s (1)	29.63s (1)
1 CLARES FOOL	3	3.8m	2:20.69	59.08s (0)	29.85s (0)
7 FORGIVE ME	4	4.1m	2:20.72	58.75s (0)	29.52s (0)
6 FORBIDDEN FEELINGS	5	8.2m	2:21.04	58.74s (0)	29.47s (0)
8 JUST ONE GOOD ONE	6	10.3m	2:21.20	58.88s (1)	29.40s (1)
4 ITS ALL TORQUE	7	11.4m	2:21.28	58.64s (1)	29.32s (0)
5 MARTHAS VINEYARD	8	18.4m	2:21.83	58.83s (1)	29.42s (1)

Finish Position and metres gained from 800m



Sectionals  
Powered by

## PJ HARNESS ANALYSER

HORSE REPORTS / RAW DATA

All your sectional needs

Version 3.05  
Out Now!

Check us out at [www.pjdata.com.au](http://www.pjdata.com.au)



The Racing Queensland Board (trading as Racing Queensland) and provider are not responsible for the completeness or accuracy of any of the information contained herein, and makes no representations about its suitability for any purpose.

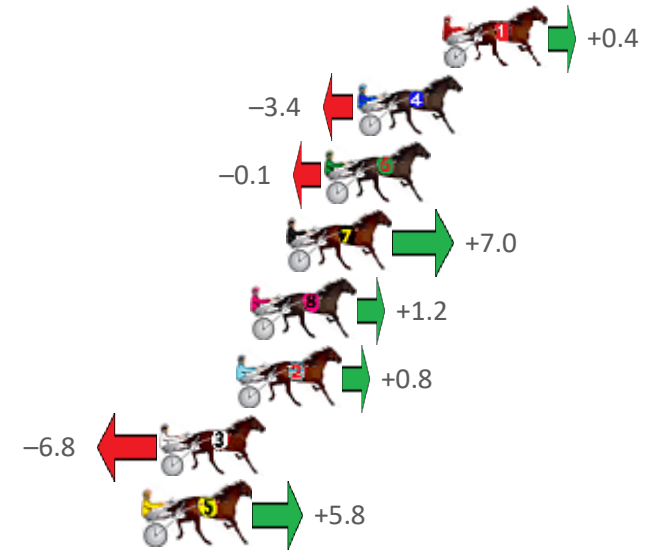
# Marburg Race 8 Distance 1850m

Sunday, 27 June 2021

Gross Time: 2:20.90 MileRate: 2:02.50 LeadTime: 17.50s First Qtr: 32.20s Second Qtr: 33.40s Third Qtr: 28.80s Fourth Qtr: 29.00s

No Horse	Plc	Margin	Time	800Time (W)	400 Time (W)
1 CLARENDEN DAZZLER	1	0.0m	2:20.90	57.77s (0)	29.00s (0)
4 WHERES TASCOTT	2	3.4m	2:21.16	58.04s (1)	29.23s (1)
6 KETTERING GIRL	3	4.7m	2:21.26	57.81s (0)	28.98s (0)
7 IMA BEACH BABE	4	6.2m	2:21.37	57.30s (2)	29.37s (2)
8 CROSSED LEGS	5	7.6m	2:21.48	57.71s (0)	28.87s (0)
2 ARCHILLES	6	8.2m	2:21.52	57.74s (1)	28.86s (1)
3 NEWMERELLA LADYKAY	7	11.2m	2:21.75	58.29s (1)	29.42s (1)
5 BUKTHSYSTEM	8	11.8m	2:21.80	57.38s (2)	29.25s (2)

Finish Position and metres gained from 800m



Sectionals  
Powered by

**PJ HARNESS ANALYSER** Version 3.05 Out Now!  
**HORSE REPORTS / RAW DATA**  
 All your sectional needs Check us out at [www.pjdata.com.au](http://www.pjdata.com.au)



The Racing Queensland Board (trading as Racing Queensland) and provider are not responsible for the completeness or accuracy of any of the information contained herein, and makes no representations about its suitability for any purpose.



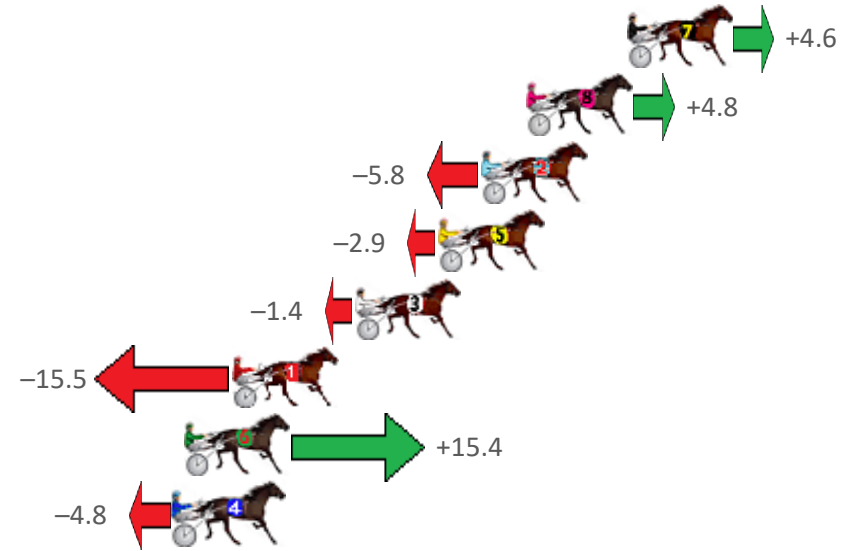
# Marburg Race 9 Distance 1850m

Sunday, 27 June 2021

Gross Time: 2:21.10 MileRate: 2:02.80 LeadTime: 17.50s First Qtr: 32.20s Second Qtr: 33.60s Third Qtr: 29.00s Fourth Qtr: 28.80s

No Horse	Plc	Margin	Time	800Time (W)	400 Time (W)
7 EL AGUILA	1	0.0m	2:21.10	57.47s (1)	28.48s (1)
8 MEGA STAR	2	4.0m	2:21.40	57.46s (1)	28.46s (1)
2 GOSLING IN FLIGHT	3	5.8m	2:21.54	58.22s (1)	29.22s (1)
5 CIRCLE LINE	4	7.5m	2:21.67	58.01s (0)	28.95s (0)
3 ARTS PEREGRINE	5	10.8m	2:21.92	57.90s (0)	28.84s (0)
1 OCEAN LANE	6	15.7m	2:22.29	58.91s (0)	29.85s (0)
6 AQUA CRUISER	7	17.6m	2:22.43	56.69s (0)	28.33s (0)
4 NIKALONG HENRY	8	18.0m	2:22.46	58.14s (1)	29.17s (1)

Finish Position and metres gained from 800m



Sectionals  
Powered by

**PJ HARNESS ANALYSER** Version 3.05 Out Now!  
**HORSE REPORTS / RAW DATA**  
 All your sectional needs Check us out at [www.pjdata.com.au](http://www.pjdata.com.au)



The Racing Queensland Board (trading as Racing Queensland) and provider are not responsible for the completeness or accuracy of any of the information contained herein, and makes no representations about its suitability for any purpose.