

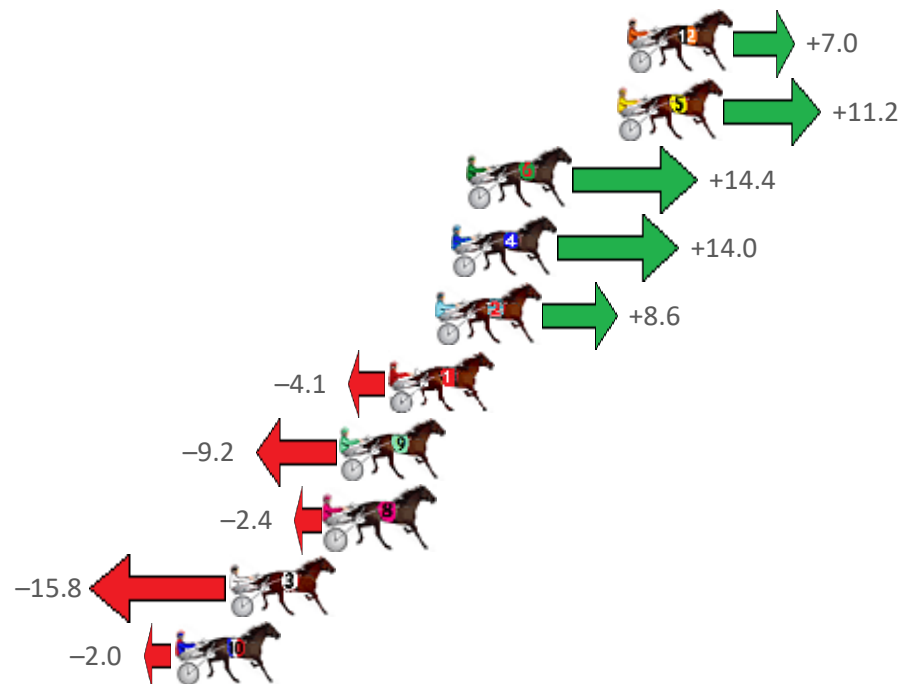
Albion Park Race 1 Distance 2138m

Saturday, 10 July 2021

Gross Time: 2:34.00 MileRate: 1:55.90 LeadTime: 36.90s First Qtr: 31.50s Second Qtr: 27.70s Third Qtr: 28.90s Fourth Qtr: 29.00s

No Horse	Plc	Margin	Time	800Time (W)	400 Time (W)
12 SMOOTH SAILOR	1	0.0m	2:34.00	57.40s (1)	28.60s (1)
5 CARDLESFROMHEAVEN	2	0.4m	2:34.03	57.09s (1)	28.31s (1)
6 SAM IS PERFECTION	3	6.4m	2:34.49	56.86s (1)	28.12s (2)
4 MONTANA CHIEF	4	7.0m	2:34.53	56.89s (0)	28.18s (1)
2 KENSINGTON BILL	5	7.6m	2:34.58	57.28s (1)	28.52s (1)
1 MAJORDOIT	6	9.5m	2:34.72	58.20s (0)	29.35s (0)
9 BALRAJ	7	11.4m	2:34.87	58.56s (1)	29.75s (1)
8 BRIGHT ENERGY	8	12.0m	2:34.91	58.07s (0)	29.25s (0)
3 CHEVRONS REWARD	9	15.8m	2:35.20	59.04s (0)	30.14s (0)
10 STOMPEN	10	18.0m	2:35.37	58.04s (0)	29.26s (0)

Finish Position and metres gained from 800m



Sectionals
Powered by

PJ HARNESS ANALYSER Version 3.05 Out Now!
HORSE REPORTS / RAW DATA
 All your sectional needs Check us out at www.pjdata.com.au



The Racing Queensland Board (trading as Racing Queensland) and provider are not responsible for the completeness or accuracy of any of the information contained herein, and makes no representations about its suitability for any purpose.

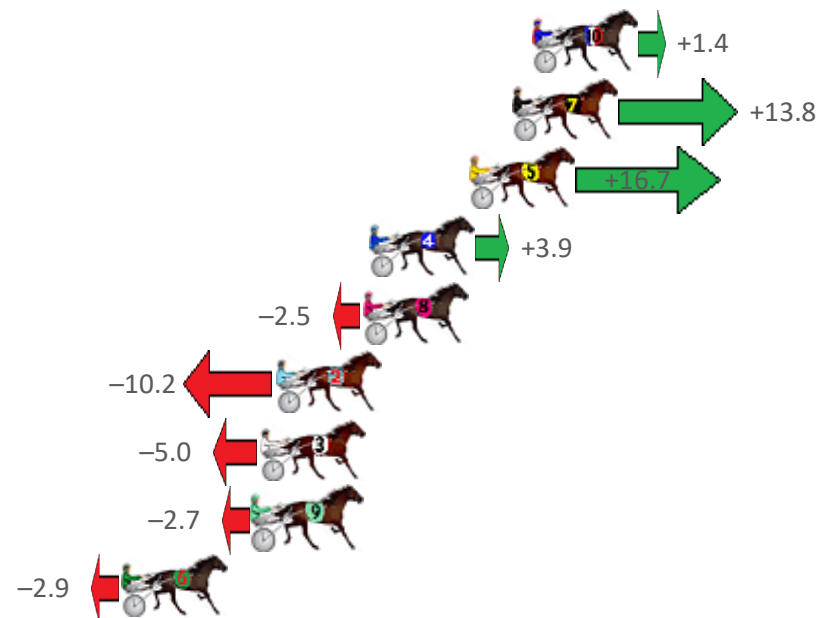
Albion Park Race 2 Distance 1660m

Saturday, 10 July 2021

Gross Time: 1:58.20 MileRate: 1:54.60 LeadTime: 3.40s First Qtr: 28.50s Second Qtr: 30.20s Third Qtr: 28.30s Fourth Qtr: 27.80s

No Horse	Plc	Margin	Time	800Time (W)	400 Time (W)
10 KASH US BACK	1	0.0m	1:58.20	56.00s (1)	27.80s (1)
7 RANGER BOMB	2	0.8m	1:58.26	55.14s (1)	27.55s (2)
5 CRIME WRITER	3	2.5m	1:58.38	54.94s (1)	27.09s (2)
4 ROCKNROLL CLASSIC	4	6.5m	1:58.68	55.83s (1)	27.49s (1)
8 MY ULTIMATE STAR	5	6.7m	1:58.69	56.27s (0)	27.86s (0)
2 TWO TIMES BETTOR	6	10.2m	1:58.95	56.81s (0)	28.39s (0)
3 STREET APPEAL	7	10.8m	1:58.99	56.45s (1)	28.24s (1)
9 IT AINT THE MONEY	8	11.1m	1:59.01	56.29s (0)	27.85s (0)
6 ISLAS JOY	9	16.3m	1:59.39	56.30s (0)	27.86s (1)

Finish Position and metres gained from 800m



Sectionals
Powered by

PJ HARNESS ANALYSER Version 3.05 Out Now!
HORSE REPORTS / RAW DATA
 All your sectional needs Check us out at www.pjdata.com.au



The Racing Queensland Board (trading as Racing Queensland) and provider are not responsible for the completeness or accuracy of any of the information contained herein, and makes no representations about its suitability for any purpose.

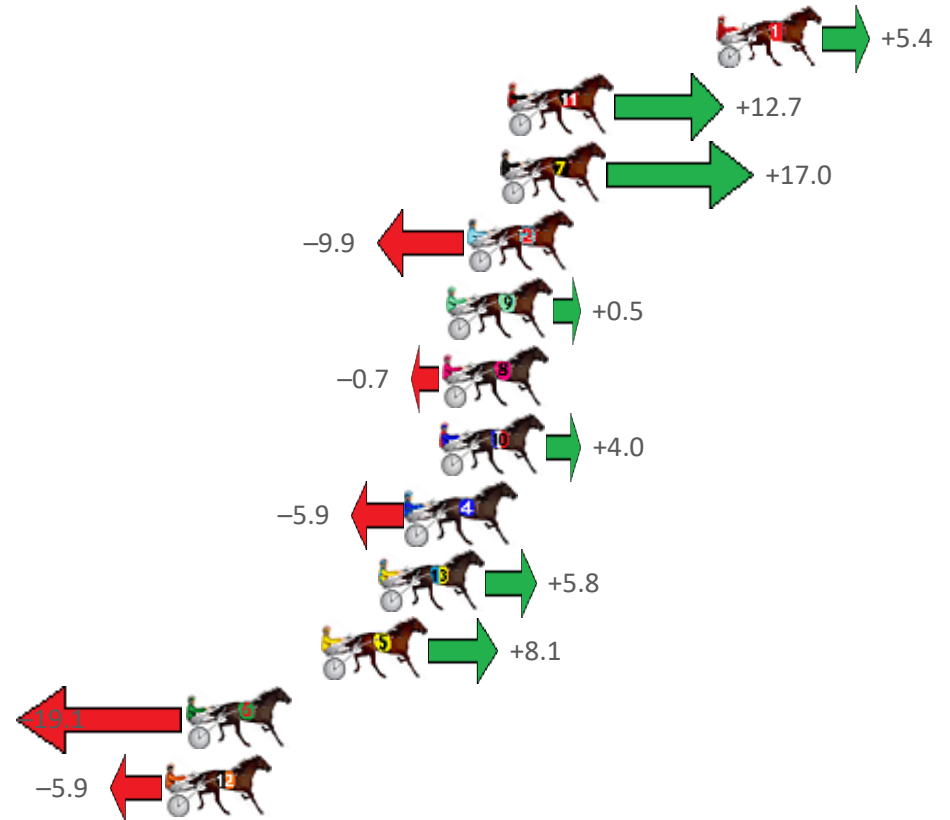
Albion Park Race 3 Distance 2138m

Saturday, 10 July 2021

Gross Time: 2:33.60 MileRate: 1:55.60 LeadTime: 36.30s First Qtr: 30.30s Second Qtr: 29.10s Third Qtr: 29.20s Fourth Qtr: 28.70s

No Horse	Plc	Margin	Time	800Time (W)	400 Time (W)
1 CHAMONIX	1	0.0m	2:33.60	57.51s (0)	28.40s (0)
11 JASPER	2	8.3m	2:34.23	56.99s (1)	28.25s (2)
7 SPORTY DANCER	3	8.6m	2:34.25	56.68s (1)	27.96s (2)
2 THE ROCKNROLL KING	4	9.9m	2:34.35	58.61s (0)	29.41s (0)
9 ANOTHER STATEMENT	5	10.7m	2:34.41	57.86s (1)	28.88s (1)
8 SWEET JEMMA	6	10.9m	2:34.42	57.95s (0)	28.88s (0)
10 ITZAMAJOR SURPRISE	7	11.0m	2:34.43	57.61s (0)	28.54s (1)
4 DELIGHTFUL DUDE	8	12.3m	2:34.53	58.32s (1)	29.16s (2)
13 ROCK FISHERMAN	9	13.4m	2:34.61	57.48s (0)	28.76s (0)
5 BLACK HAWK JOE	10	15.7m	2:34.78	57.32s (0)	28.54s (0)
6 HELGART	11	21.1m	2:35.19	59.27s (1)	30.01s (1)
12 VOUCHERS	12	21.9m	2:35.25	58.32s (1)	29.53s (2)

Finish Position and metres gained from 800m



Sectionals
Powered by

PJ HARNESS ANALYSER

HORSE REPORTS / RAW DATA

All your sectional needs

Check us out at www.pjdata.com.au

Version 3.05
Out Now!

The Racing Queensland Board (trading as Racing Queensland) and provider are not responsible for the completeness or accuracy of any of the information contained herein, and makes no representations about its suitability for any purpose.

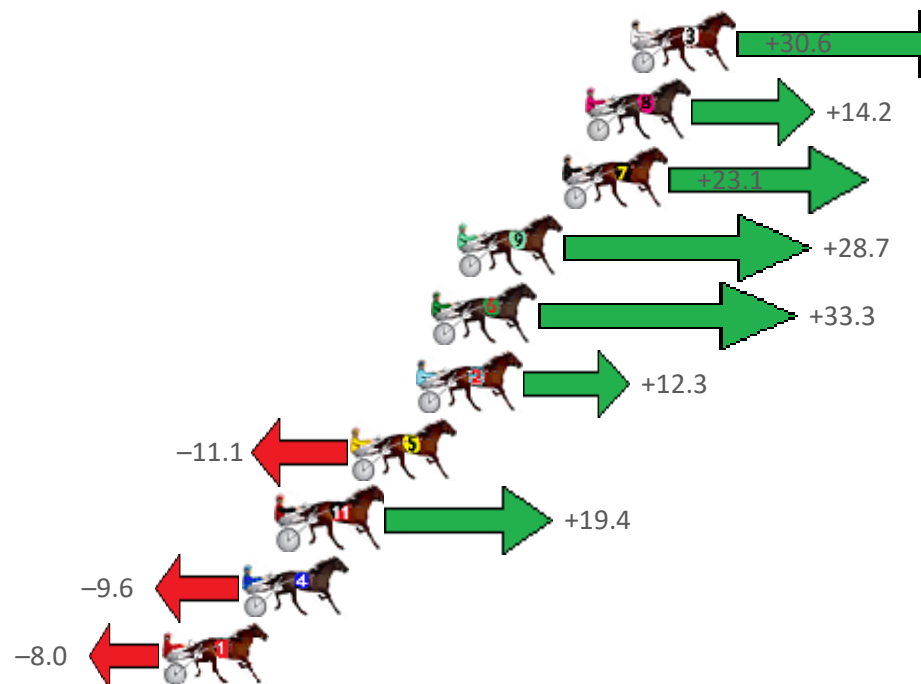
Albion Park Race 4 Distance 1660m

Saturday, 10 July 2021

Gross Time: 1:56.10 MileRate: 1:52.60 LeadTime: 3.30s First Qtr: 26.70s Second Qtr: 27.80s Third Qtr: 28.70s Fourth Qtr: 29.60s

No Horse	Plc	Margin	Time	800Time (W)	400 Time (W)
3 FAME ASSURED	1	0.0m	1:56.10	56.08s (1)	28.04s (2)
8 JERADAS DELIGHT	2	1.8m	1:56.24	57.27s (0)	28.98s (1)
7 SPELLBOUND	3	2.7m	1:56.31	56.63s (0)	28.56s (2)
9 PELOSI	4	6.9m	1:56.64	56.22s (1)	28.36s (0)
6 NO WIN NO FEED	5	7.9m	1:56.71	55.89s (1)	28.02s (1)
2 SCARLET BABE	6	8.5m	1:56.76	57.41s (0)	29.02s (1)
5 SAUCY DREAMS	7	11.1m	1:56.96	59.10s (0)	30.42s (0)
11 LA BELLA VITA	8	14.0m	1:57.19	56.89s (0)	29.70s (0)
4 MISS RUBY SUNSHINE	9	15.4m	1:57.29	59.00s (0)	30.31s (0)
1 OUR PRINCESS TIFFANY	10	18.6m	1:57.54	58.88s (0)	30.54s (1)

Finish Position and metres gained from 800m



Sectionals
Powered by

PJ HARNESS ANALYSER Version 3.05 Out Now!
HORSE REPORTS / RAW DATA
 All your sectional needs Check us out at www.pjdata.com.au



The Racing Queensland Board (trading as Racing Queensland) and provider are not responsible for the completeness or accuracy of any of the information contained herein, and makes no representations about its suitability for any purpose.

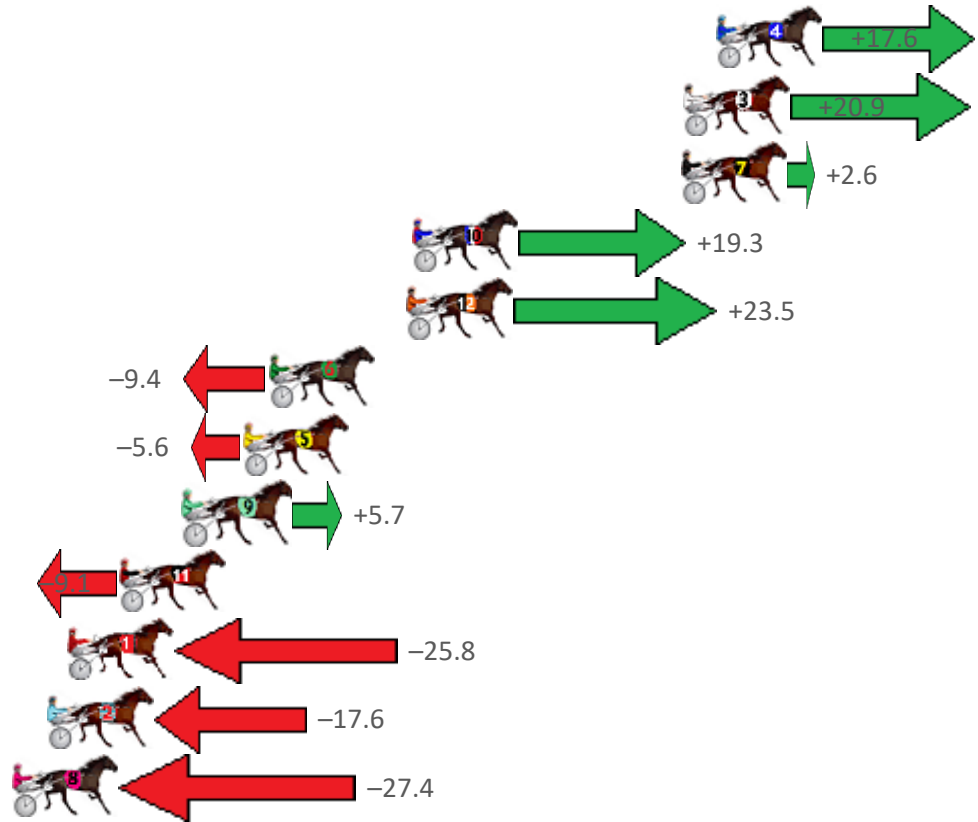
Albion Park Race 5 Distance 2138m

Saturday, 10 July 2021

Gross Time: 2:32.00 MileRate: 1:54.40 LeadTime: 37.20s First Qtr: 28.90s Second Qtr: 28.60s Third Qtr: 29.70s Fourth Qtr: 27.60s

No Horse	Plc	Margin	Time	800Time (W)	400 Time (W)
4 AMERICAN DEALER	1	0.0m	2:32.00	56.05s (1)	27.50s (2)
3 CAPTAIN CRUSADER	2	1.3m	2:32.09	55.81s (1)	27.30s (2)
7 ILIKEMEBETTOR	3	1.4m	2:32.10	57.11s (1)	27.70s (1)
10 BOMBADIER JUJON	4	12.1m	2:32.88	55.93s (1)	27.40s (2)
12 ITALIAN LAD	5	12.3m	2:32.89	55.63s (1)	27.41s (1)
6 WILL THE WIZARD	6	17.8m	2:33.29	57.97s (1)	28.48s (1)
5 BIG WHEELS	7	18.8m	2:33.37	57.70s (1)	28.19s (1)
9 ADAM CROCKER	8	21.1m	2:33.53	56.89s (1)	28.32s (2)
11 KEAYANG KREUZER	9	23.7m	2:33.72	57.95s (0)	28.27s (0)
1 SHES MISS DEVINE	10	25.8m	2:33.87	59.14s (0)	29.34s (0)
2 WATTS UP SUNSHINE	11	26.6m	2:33.93	58.55s (0)	28.77s (0)
8 FOND MEMORIES	12	32.0m	2:34.32	59.25s (0)	29.43s (0)

Finish Position and metres gained from 800m



Sectionals
Powered by

PJ HARNESS ANALYSER

HORSE REPORTS / RAW DATA

All your sectional needs

Version 3.05
Out Now!

Check us out at www.pjdata.com.au



The Racing Queensland Board (trading as Racing Queensland) and provider are not responsible for the completeness or accuracy of any of the information contained herein, and makes no representations about its suitability for any purpose.

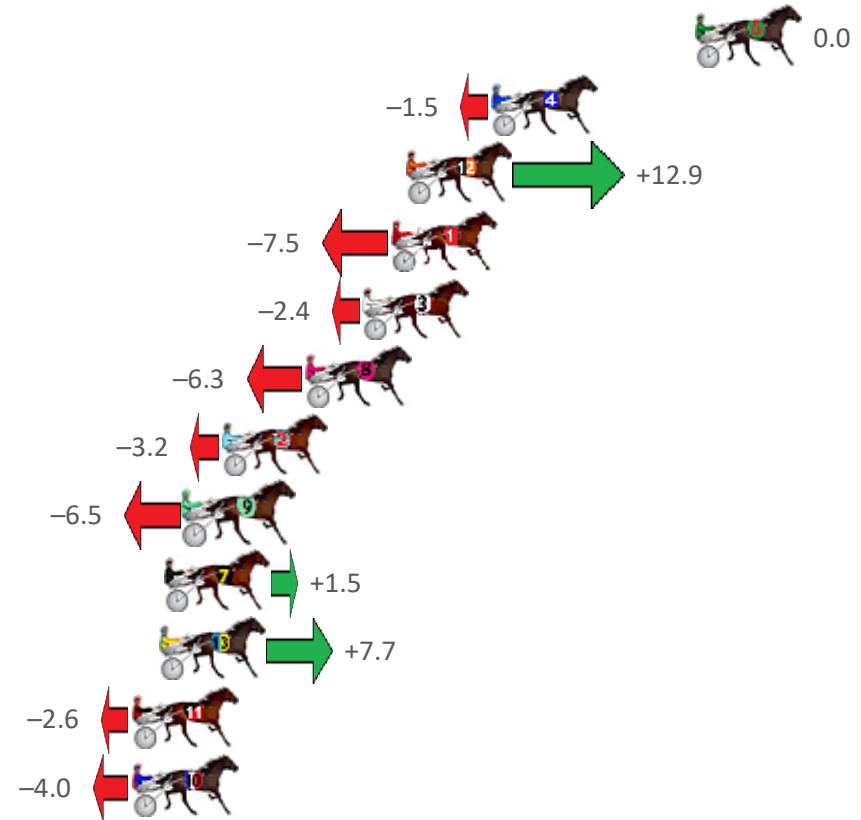
Albion Park Race 6 Distance 2138m

Saturday, 10 July 2021

Gross Time: 2:31.80 MileRate: 1:54.20 LeadTime: 36.50s First Qtr: 29.70s Second Qtr: 30.00s Third Qtr: 28.60s Fourth Qtr: 27.00s

No Horse	Plc	Margin	Time	800Time (W)	400 Time (W)
6 KING OF SWING	1	0.0m	2:31.80	55.60s (0)	27.00s (0)
4 COLT THIRTY ONE	2	8.1m	2:32.38	55.70s (1)	27.37s (1)
12 L L COOL J	3	11.5m	2:32.62	54.71s (1)	27.54s (2)
1 ELLMERS IMAGE	4	12.1m	2:32.66	56.12s (0)	27.40s (0)
3 ESCALERA	5	13.2m	2:32.74	55.77s (1)	27.36s (1)
8 UNCLE JORD	6	15.5m	2:32.90	56.04s (0)	27.34s (0)
2 ROCKNROLL ICON	7	18.8m	2:33.14	55.82s (1)	27.30s (1)
9 SECRETAGENT TYCOON	8	20.3m	2:33.24	56.05s (0)	27.29s (0)
7 KID MONTANA	9	21.1m	2:33.30	55.50s (0)	26.85s (1)
13 CLINTAL DO	10	21.3m	2:33.31	55.07s (1)	27.60s (2)
11 OUR UNCLE SAM	11	22.4m	2:33.39	55.78s (1)	27.38s (2)
10 MAYWYNS BEST	12	22.4m	2:33.39	55.88s (0)	27.11s (0)

Finish Position and metres gained from 800m



Sectionals
Powered by

PJ HARNESS ANALYSER

HORSE REPORTS / RAW DATA

All your sectional needs

Version 3.05
Out Now!

Check us out at www.pjdata.com.au



The Racing Queensland Board (trading as Racing Queensland) and provider are not responsible for the completeness or accuracy of any of the information contained herein, and makes no representations about its suitability for any purpose.

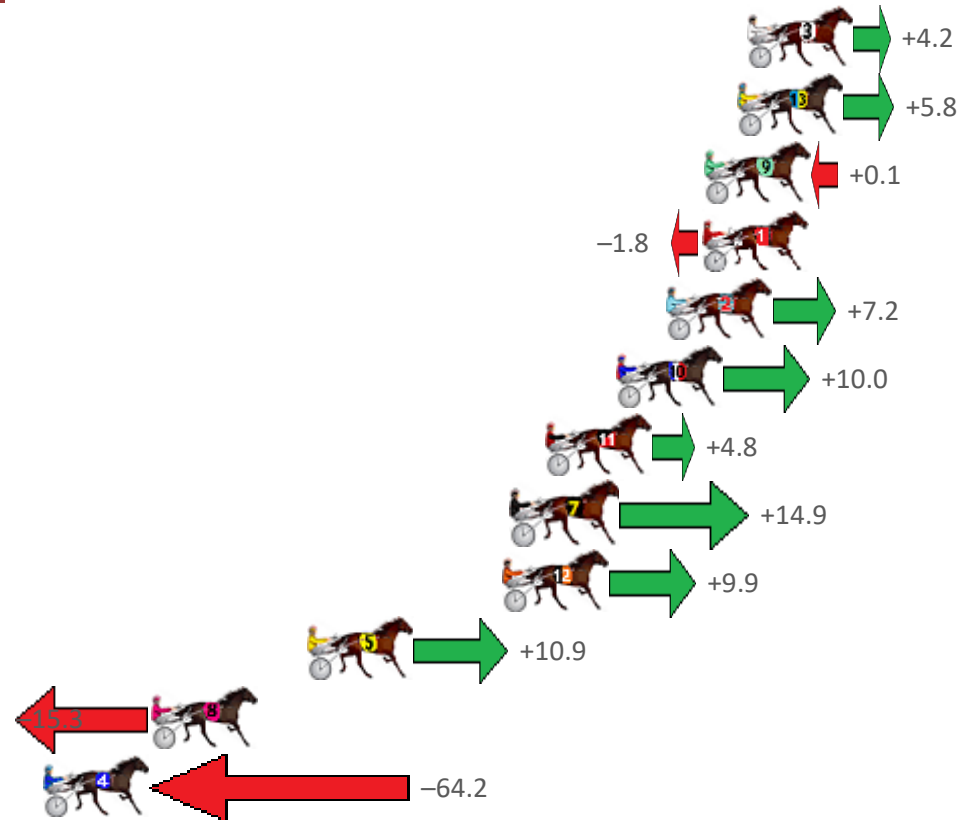
Albion Park Race 7 Distance 2138m

Saturday, 10 July 2021

Gross Time: 2:32.60 MileRate: 1:54.90 LeadTime: 38.00s First Qtr: 30.20s Second Qtr: 29.20s Third Qtr: 28.00s Fourth Qtr: 27.20s

No Horse	Plc	Margin	Time	800Time (W)	400 Time (W)
3 AMAZING DREAM	1	0.0m	2:32.60	54.91s (0)	26.89s (0)
13 COPY THAT	2	0.4m	2:32.63	54.80s (1)	26.90s (1)
9 EXPENSIVE EGO	3	1.7m	2:32.72	55.19s (1)	27.27s (1)
1 KRUG	4	1.8m	2:32.73	55.32s (0)	27.32s (0)
2 KASHED UP	5	3.2m	2:32.83	54.71s (1)	26.78s (1)
10 SPIRIT OF ST LOUIS	6	5.2m	2:32.97	54.51s (1)	26.82s (2)
11 CRUNCH TIME	7	8.0m	2:33.17	54.87s (0)	26.81s (1)
7 SEND IT	8	9.3m	2:33.27	54.18s (1)	26.49s (1)
12 MACH DA VINCI	9	9.7m	2:33.29	54.52s (1)	26.79s (2)
5 BUNDORAN	10	17.5m	2:33.85	54.45s (1)	26.72s (1)
8 BLACKSADANCE	11	23.7m	2:34.30	56.25s (0)	27.87s (0)
4 KOWALSKI ANALYSIS	12	82.0m	2:38.47	59.61s (0)	31.07s (0)

Finish Position and metres gained from 800m



Sectionals
Powered by

PJ HARNESS ANALYSER

HORSE REPORTS / RAW DATA

All your sectional needs

Version 3.05
Out Now!

Check us out at www.pjdata.com.au

The Racing Queensland Board (trading as Racing Queensland) and provider are not responsible for the completeness or accuracy of any of the information contained herein, and makes no representations about its suitability for any purpose.

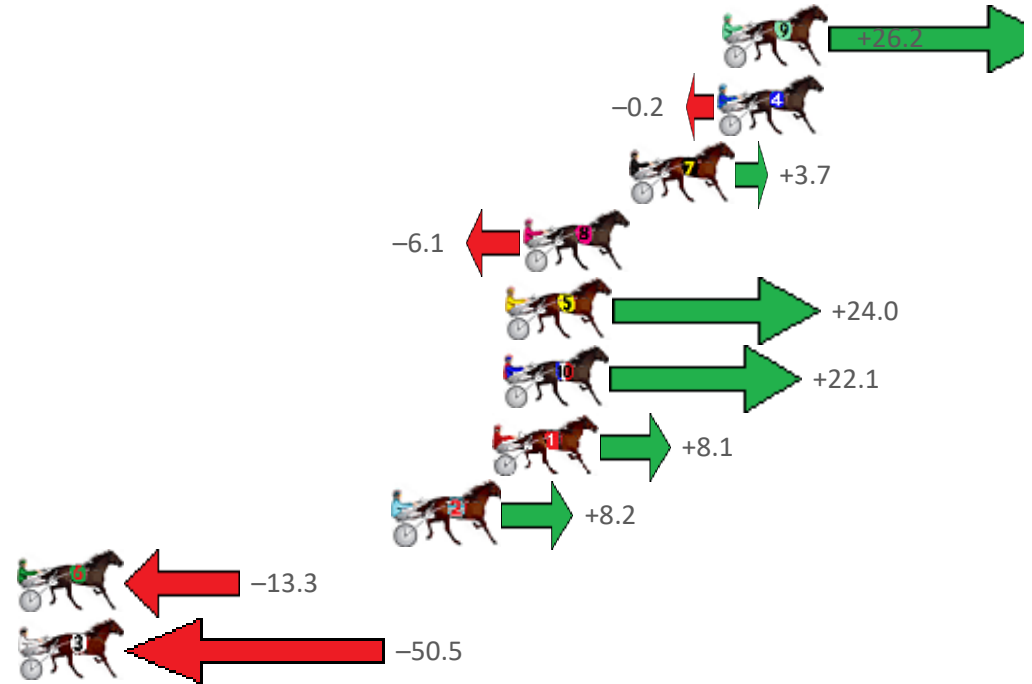
Albion Park Race 8 Distance 2138m

Saturday, 10 July 2021

Gross Time: 2:41.70 MileRate: 2:00.50 LeadTime: 41.50s First Qtr: 30.60s Second Qtr: 29.50s Third Qtr: 29.80s Fourth Qtr: 30.30s

No Horse	Plc	Margin	Time	800Time (W)	400 Time (W)
9 PINK GALAHS	1	0.0m	2:41.70	58.14s (1)	29.28s (1)
4 GODOFTHUNDER	2	0.2m	2:41.72	60.11s (0)	30.32s (0)
7 SIR FAHRENHEIT	3	3.7m	2:41.99	59.82s (0)	30.10s (0)
8 NORTHERN MUSCLE	4	7.9m	2:42.33	60.56s (1)	30.80s (1)
5 KINGDOM COME	5	8.6m	2:42.38	58.31s (0)	29.16s (0)
10 MAJESTIC SIMON	6	8.7m	2:42.39	58.45s (1)	29.58s (1)
1 IL PIRATA	7	9.1m	2:42.42	59.49s (0)	29.96s (0)
2 ONE NIGHT OUT	8	13.0m	2:42.73	59.49s (1)	30.57s (1)
6 MORE SHADES OF GOL	9	50.7m	2:45.72	61.09s (1)	31.96s (1)
3 PUMA ROAD	10	77.7m	2:47.86	63.87s (0)	32.01s (0)

Finish Position and metres gained from 800m



Sectionals
Powered by

PJ HARNESS ANALYSER

HORSE REPORTS / RAW DATA

All your sectional needs

Version 3.05
Out Now!

Check us out at www.pjdata.com.au

The Racing Queensland Board (trading as Racing Queensland) and provider are not responsible for the completeness or accuracy of any of the information contained herein, and makes no representations about its suitability for any purpose.

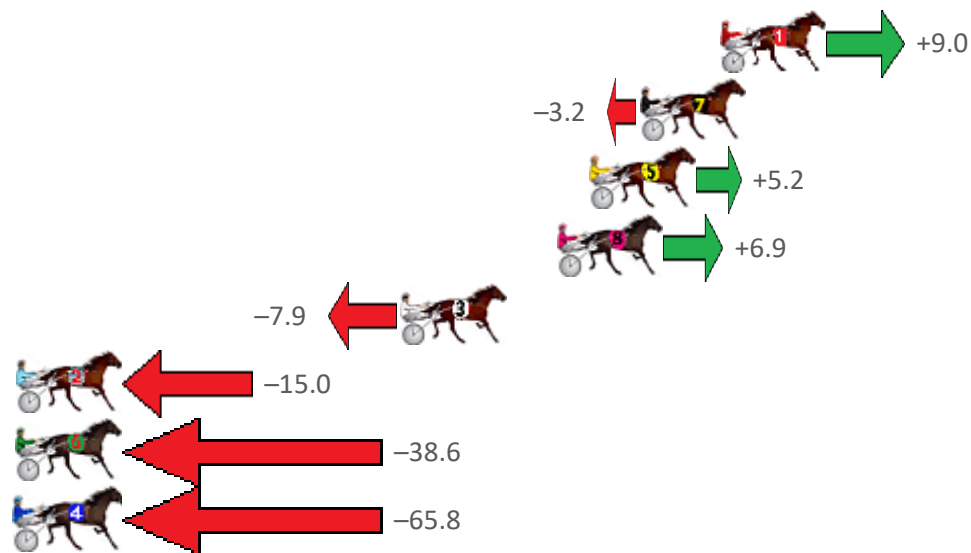
Albion Park Race 9 Distance 1660m

Saturday, 10 July 2021

Gross Time: 1:58.80 MileRate: 1:55.20 LeadTime: 3.50s First Qtr: 28.50s Second Qtr: 29.70s Third Qtr: 29.60s Fourth Qtr: 27.50s

No Horse	Plc	Margin	Time	800Time (W)	400 Time (W)
1 TEDDY DISCO	1	0.0m	1:58.80	56.46s (0)	26.79s (0)
7 MY ULTIMATE BAXTER	2	3.2m	1:59.03	57.33s (0)	27.72s (0)
5 DANGERZONE	3	5.2m	1:59.18	56.73s (1)	27.13s (2)
8 SPEAK THE TRUTH	4	6.5m	1:59.27	56.61s (0)	26.91s (0)
3 I AM SPARTA	5	12.7m	1:59.72	57.66s (0)	28.00s (0)
2 ARNOLD STREET	6	30.0m	2:00.97	58.16s (1)	28.47s (1)
6 MISTY CREEK	7	44.0m	2:01.98	59.84s (1)	30.04s (1)
4 RACY ROXY	8	175.8m	2:11.52	61.77s (0)	29.95s (0)

Finish Position and metres gained from 800m



Sectionals
Powered by

PJ HARNESS ANALYSER Version 3.05 Out Now!
HORSE REPORTS / RAW DATA
 All your sectional needs Check us out at www.pjdata.com.au



The Racing Queensland Board (trading as Racing Queensland) and provider are not responsible for the completeness or accuracy of any of the information contained herein, and makes no representations about its suitability for any purpose.

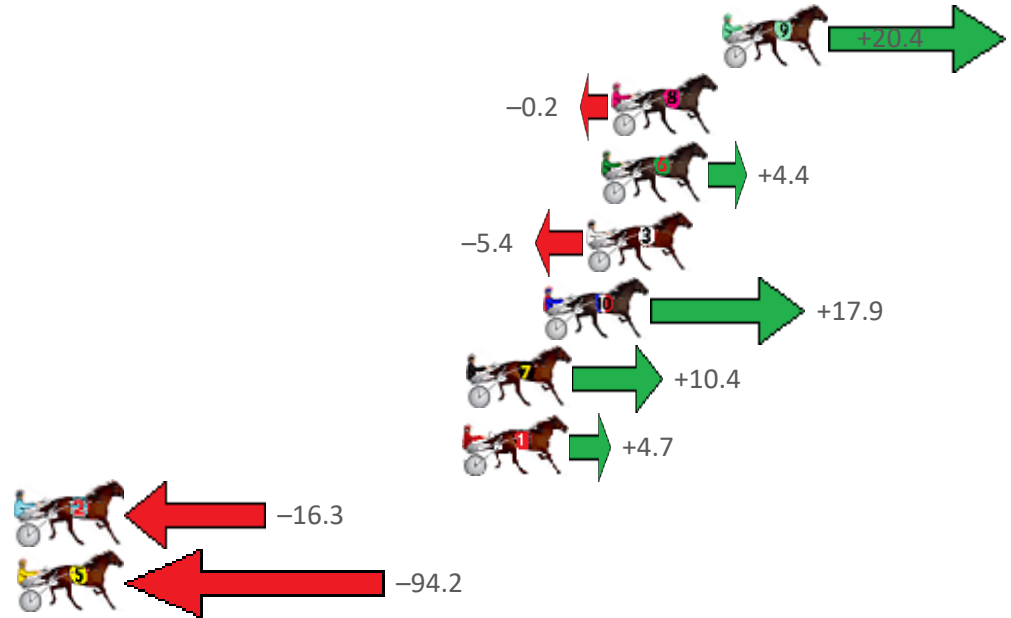
Albion Park Race 10 Distance 2138m

Saturday, 10 July 2021

Gross Time: 2:42.90 MileRate: 2:01.50 LeadTime: 43.00s First Qtr: 31.70s Second Qtr: 28.70s Third Qtr: 29.90s Fourth Qtr: 29.60s

No Horse	Plc	Margin	Time	800Time (W)	400 Time (W)
9 HUMBLE LADD	1	0.0m	2:42.90	57.99s (1)	29.17s (2)
8 GOLD CHAIN	2	4.4m	2:43.24	59.51s (0)	29.61s (0)
6 RED CASTLETON	3	4.8m	2:43.27	59.17s (0)	29.34s (0)
3 DOUG	4	5.4m	2:43.32	59.90s (0)	30.00s (0)
10 OUR OVERANOVA	5	7.1m	2:43.45	58.18s (1)	29.18s (3)
7 FLINGANDWINGIT	6	10.2m	2:43.69	58.73s (0)	29.42s (2)
1 FATHER CHRISTMAS	7	10.3m	2:43.70	59.15s (0)	29.39s (0)
2 MATATOKI	8	42.1m	2:46.17	60.71s (0)	29.90s (0)
5 PRINCESS FAITH	9	109.2m	2:51.37	66.47s (1)	37.00s (1)

Finish Position and metres gained from 800m



Sectionals
Powered by

PJ HARNESS ANALYSER

HORSE REPORTS / RAW DATA

All your sectional needs

Version 3.05
Out Now!

Check us out at www.pjdata.com.au



The Racing Queensland Board (trading as Racing Queensland) and provider are not responsible for the completeness or accuracy of any of the information contained herein, and makes no representations about its suitability for any purpose.