

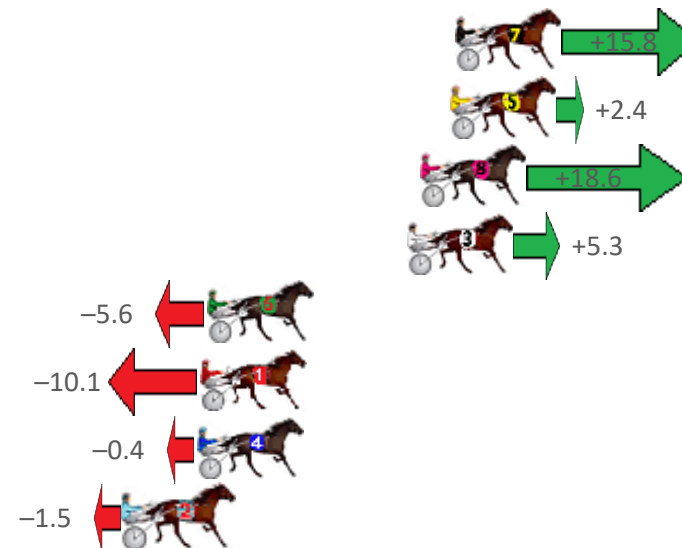
Marburg Race 1 Distance 1850m

Sunday, 1 August 2021

Gross Time: 2:22.70 MileRate: 2:04.10 LeadTime: 17.10s First Qtr: 30.80s Second Qtr: 33.60s Third Qtr: 30.40s Fourth Qtr: 30.80s

NoHorse	Plc	Margin	Time	800Time (W)	400 Time (W)
7 DONTCH SEE IT	1	0.0m	2:22.70	60.00s (1)	30.03s (2)
5 MAGHERA MAGGIE	2	0.2m	2:22.72	61.02s (1)	30.59s (1)
8 HIGHMORALGROUND	3	1.4m	2:22.81	59.79s (1)	29.87s (3)
3 JOHNROD	4	1.9m	2:22.85	60.80s (1)	30.33s (1)
6 OUR CHAMPION	5	9.8m	2:23.49	61.63s (0)	31.23s (0)
1 THE LAST STARFIRE	6	10.1m	2:23.51	61.97s (0)	31.57s (0)
4 STAR OF WONDER	7	10.2m	2:23.52	61.23s (0)	30.83s (0)
2 ARTISTIC HUMMA	8	13.1m	2:23.76	61.31s (1)	31.36s (2)

Finish Position and metres gained from 800m



Sectionals
Powered by

PJ HARNESS ANALYSER
AUGUST IS GIVEAWAY MONTH
3 x Software and Subscriptions up for grabs
ENTER TO WIN
www.pjdata.com.au



The Racing Queensland Board (trading as Racing Queensland) and provider are not responsible for the completeness or accuracy of any of the information contained herein, and makes no representations about its suitability for any purpose.

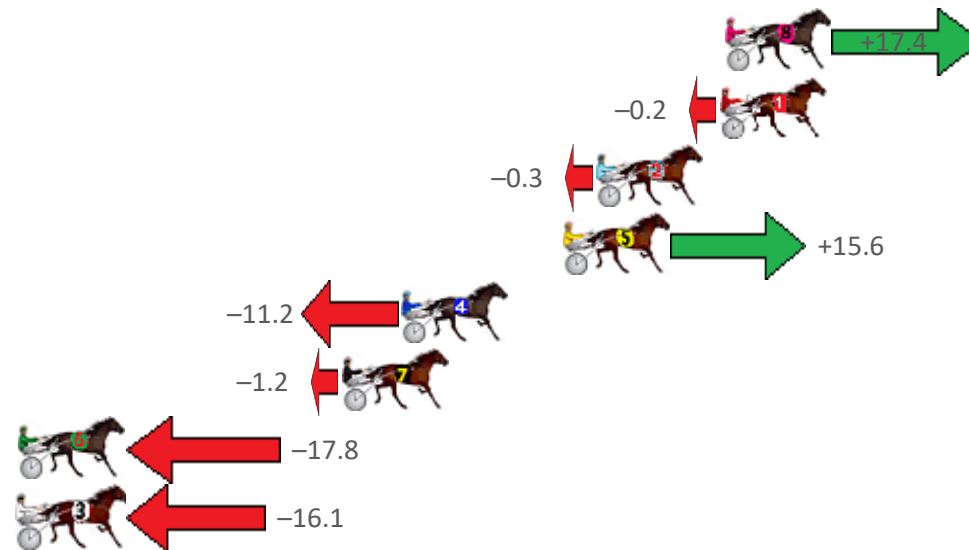
Marburg Race 2 Distance 1850m

Sunday, 1 August 2021

Gross Time: 2:23.10 MileRate: 2:04.50 LeadTime: 18.30s First Qtr: 33.50s Second Qtr: 32.30s Third Qtr: 28.10s Fourth Qtr: 30.90s

No	Horse	Plc	Margin	Time	800Time (W)	400 Time (W)
8	AURORA ROSE	1	0.0m	2:23.10	57.72s (2)	30.07s (1)
1	MUSTANG DUDE	2	0.2m	2:23.12	59.01s (0)	30.92s (0)
2	DARTESIAN	3	5.1m	2:23.51	59.02s (0)	30.66s (0)
5	PRIVATE JUJON	4	6.4m	2:23.62	57.86s (1)	30.21s (1)
4	GRINYDONTCHA	5	12.8m	2:24.13	59.82s (1)	31.42s (1)
7	A ROCKNROLL LEGACY	6	15.2m	2:24.33	59.09s (1)	30.64s (0)
6	BETTERTHAN TORQUE	7	28.4m	2:25.40	60.31s (0)	30.68s (0)
3	MILWAUKEE SUNRISE	8	34.5m	2:25.89	60.18s (0)	30.89s (1)

Finish Position and metres gained from 800m



Sectionals
Powered by

PJ HARNESS ANALYSER
AUGUST IS GIVEAWAY MONTH
 3 x Software and Subscriptions up for grabs
 ENTER TO WIN
 www.pjdata.com.au

The Racing Queensland Board (trading as Racing Queensland) and provider are not responsible for the completeness or accuracy of any of the information contained herein, and makes no representations about its suitability for any purpose.

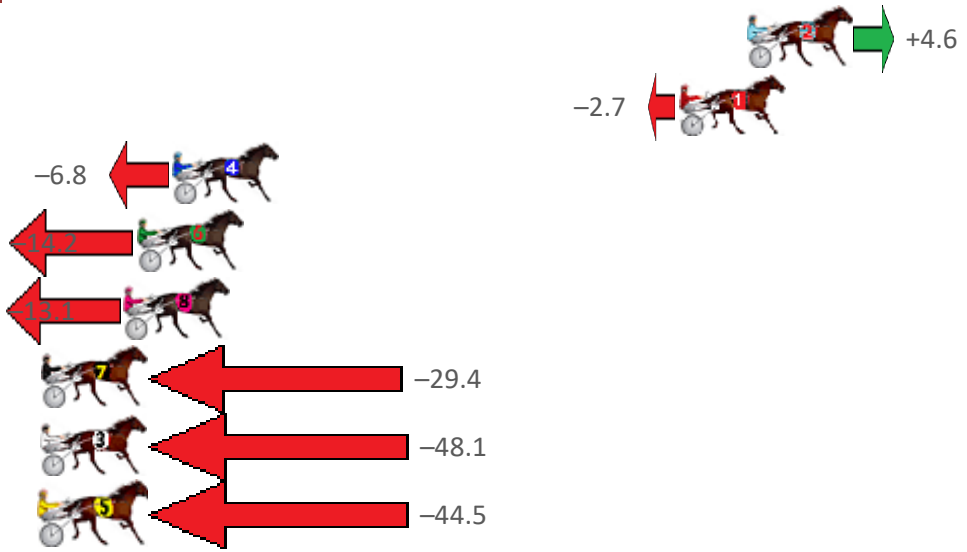
Marburg Race 3 Distance 1850m

Sunday, 1 August 2021

Gross Time: 2:17.20 MileRate: 1:59.40 LeadTime: 16.60s First Qtr: 30.90s Second Qtr: 31.70s Third Qtr: 28.60s Fourth Qtr: 29.40s

NoHorse	Plc	Margin	Time	800Time (W)	400 Time (W)
2 HURRIKANE SPECIAL	1	0.0m	2:17.20	57.67s (0)	28.98s (0)
1 TICK OF THE CLOCK	2	2.7m	2:17.41	58.19s (0)	29.60s (0)
4 TACTFILLY MIRACLE	3	22.8m	2:18.96	58.49s (1)	29.21s (1)
6 OKANES DEVIL	4	24.2m	2:19.07	59.02s (0)	30.10s (0)
8 DOWNTOWN LUCCA	5	24.7m	2:19.10	58.94s (1)	29.67s (2)
7 COUNTRY RUN	6	36.8m	2:20.04	60.12s (1)	30.85s (2)
3 ROCK IN HEAVEN	7	51.1m	2:21.14	61.47s (1)	31.97s (1)
5 OUR DOLLY	8	66.3m	2:22.31	61.21s (0)	30.96s (0)

Finish Position and metres gained from 800m



Sectionals
Powered by

PJ HARNESS ANALYSER

AUGUST IS GIVEAWAY MONTH

3 x Software and Subscriptions up for grabs

ENTER TO WIN

www.pjdata.com.au



The Racing Queensland Board (trading as Racing Queensland) and provider are not responsible for the completeness or accuracy of any of the information contained herein, and makes no representations about its suitability for any purpose.

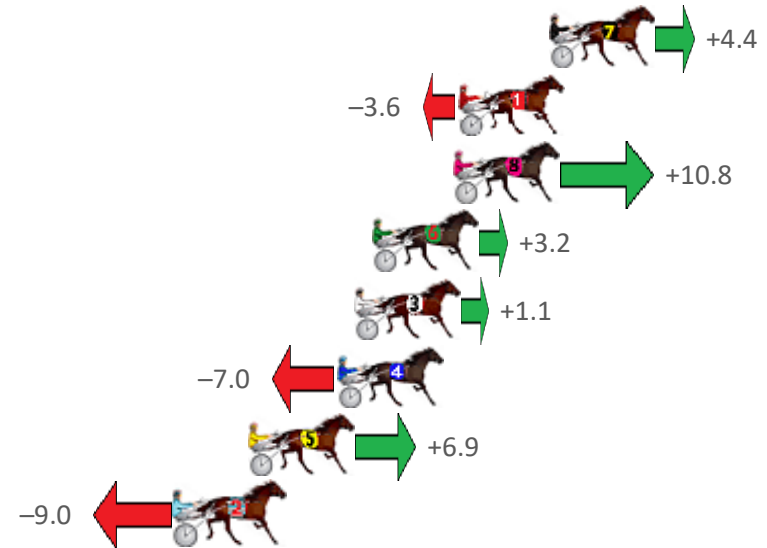
Marburg Race 4 Distance 1850m

Sunday, 1 August 2021

Gross Time: 2:19.30 MileRate: 2:01.20 LeadTime: 17.00s First Qtr: 31.40s Second Qtr: 32.10s Third Qtr: 28.90s Fourth Qtr: 29.90s

NoHorse	Plc	Margin	Time	800Time (W)	400 Time (W)
7 WHATA CHALLENGE	1	0.0m	2:19.30	58.48s (0)	29.59s (0)
1 REDDY FIRE	2	3.6m	2:19.58	59.06s (0)	30.17s (0)
8 JOEY LINCOLN	3	3.8m	2:19.60	58.01s (1)	29.14s (2)
6 FORBIDDEN FEELINGS	4	7.0m	2:19.85	58.57s (1)	29.69s (2)
3 CALCULATED RISK	5	7.7m	2:19.90	58.72s (0)	29.83s (0)
4 LITTLEDEE	6	8.4m	2:19.96	59.31s (1)	30.38s (1)
5 DALLAS COWGIRL	7	11.9m	2:20.23	58.30s (1)	29.42s (1)
2 CLARES FOOL	8	14.8m	2:20.46	59.46s (1)	30.46s (1)

Finish Position and metres gained from 800m



Sectionals
Powered by

PJ HARNESS ANALYSER
AUGUST IS GIVEAWAY MONTH
3 x Software and Subscriptions up for grabs
ENTER TO WIN
www.pjdata.com.au
PJ Data
Facebook icon

The Racing Queensland Board (trading as Racing Queensland) and provider are not responsible for the completeness or accuracy of any of the information contained herein, and makes no representations about its suitability for any purpose.

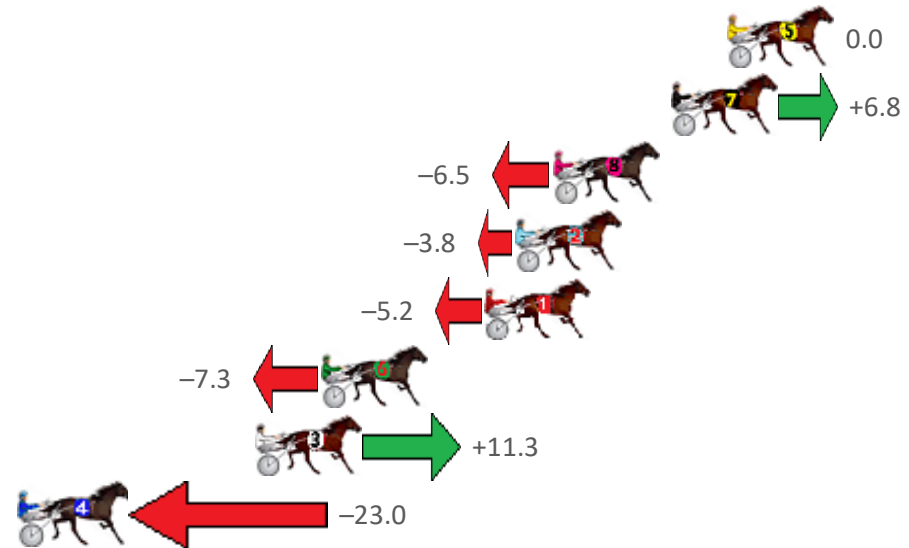
Marburg Race 5 Distance 1850m

Sunday, 1 August 2021

Gross Time: 2:17.70 MileRate: 1:59.80 LeadTime: 17.30s First Qtr: 30.80s Second Qtr: 30.50s Third Qtr: 29.10s Fourth Qtr: 30.00s

NoHorse	Plc	Margin	Time	800Time (W)	400 Time (W)
5 SCHEU CREEK	1	0.0m	2:17.70	59.10s (0)	30.00s (0)
7 PACIFIC COIN	2	2.2m	2:17.87	58.60s (1)	29.28s (1)
8 MAJOR SLIP UP	3	6.9m	2:18.24	59.58s (1)	30.34s (1)
2 REDUCED TO ASHES	4	8.4m	2:18.36	59.38s (1)	30.12s (1)
1 LITTLE ARROWS	5	9.6m	2:18.45	59.48s (0)	30.28s (0)
6 BETTOR WATCH HIM	6	16.1m	2:18.97	59.64s (0)	30.43s (0)
3 TASCOTT TERROR	7	18.7m	2:19.17	58.27s (0)	29.74s (1)
4 BERTILS WATCH ME	8	44.6m	2:21.20	60.79s (0)	31.57s (0)

Finish Position and metres gained from 800m



Sectionals
Powered by

PJ HARNESS ANALYSER

AUGUST IS GIVEAWAY MONTH

3 x Software and Subscriptions up for grabs

ENTER
TO
WIN

www.pjdata.com.au

The Racing Queensland Board (trading as Racing Queensland) and provider are not responsible for the completeness or accuracy of any of the information contained herein, and makes no representations about its suitability for any purpose.

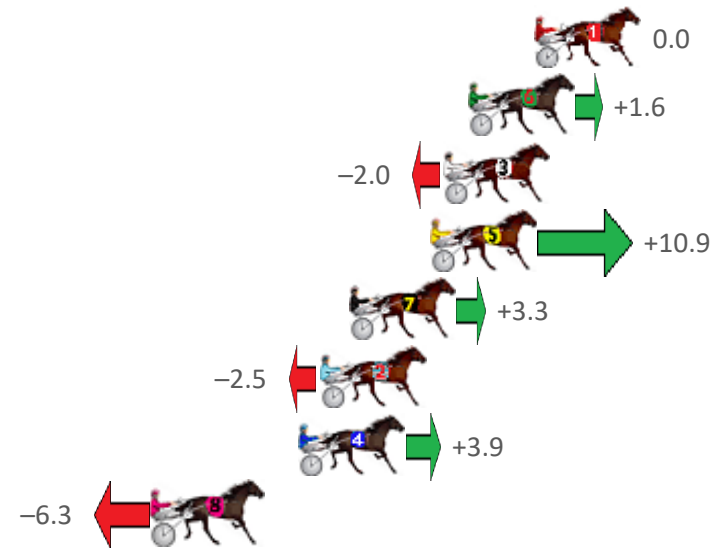
Marburg Race 6 Distance 1850m

Sunday, 1 August 2021

Gross Time: 2:23.90 MileRate: 2:05.20 LeadTime: 17.80s First Qtr: 34.00s Second Qtr: 33.90s Third Qtr: 30.10s Fourth Qtr: 28.10s

NoHorse	Plc	Margin	Time	800Time (W)	400 Time (W)
1 GANGBUSTER	1	0.0m	2:23.90	58.20s (0)	28.10s (0)
6 MY ULTIMATE CLIPPA	2	2.6m	2:24.09	58.08s (0)	27.97s (0)
3 AUNTY FRANCES	3	3.6m	2:24.17	58.34s (1)	28.21s (1)
5 NIGHT NINJA	4	4.1m	2:24.20	57.41s (1)	28.12s (2)
7 KEAYANG SPONGE BOB	5	7.3m	2:24.44	57.96s (1)	28.02s (2)
2 CIRCLE LINE	6	8.5m	2:24.53	58.38s (1)	28.23s (1)
4 ROLLONX	7	9.3m	2:24.59	57.92s (0)	27.93s (1)
8 LADY SLIEMA	8	15.1m	2:25.02	58.66s (0)	28.48s (0)

Finish Position and metres gained from 800m



Sectionals
Powered by

PJ HARNESS ANALYSER

AUGUST IS GIVEAWAY MONTH

3 x Software and Subscriptions up for grabs

www.pjdata.com.au

ENTER
TO
WIN

The Racing Queensland Board (trading as Racing Queensland) and provider are not responsible for the completeness or accuracy of any of the information contained herein, and makes no representations about its suitability for any purpose.

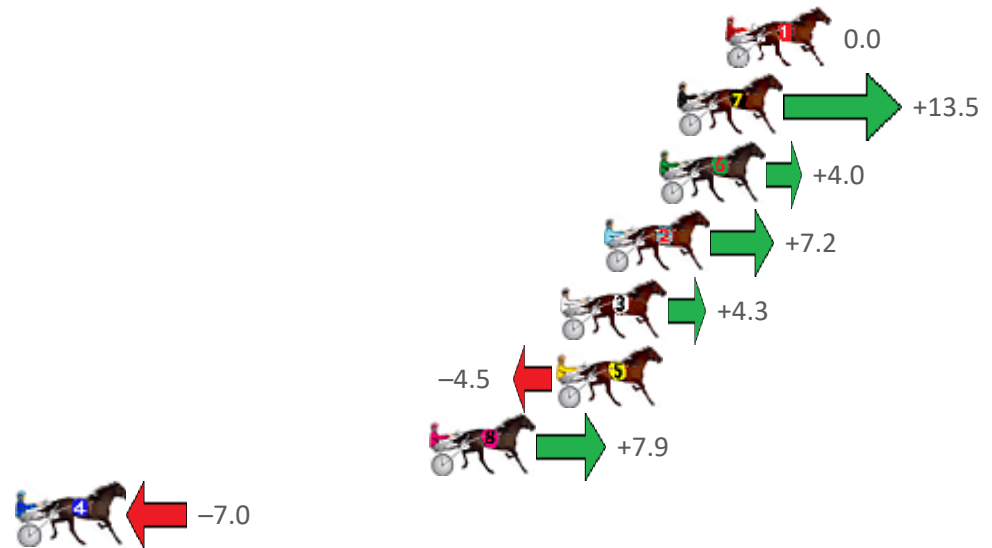
Marburg Race 7 Distance 1850m

Sunday, 1 August 2021

Gross Time: 2:15.30 MileRate: 1:57.70 LeadTime: 16.70s First Qtr: 28.50s Second Qtr: 30.40s Third Qtr: 28.30s Fourth Qtr: 31.40s

NoHorse	Plc	Margin	Time	800Time (W)	400 Time (W)
1 MAFFIOSO GIRL	1	0.0m	2:15.30	59.70s (0)	31.40s (0)
7 BONNIES CAM	2	1.9m	2:15.46	58.70s (1)	30.41s (2)
6 NESTERS HILL	3	2.6m	2:15.51	59.40s (0)	30.99s (0)
2 HOLLYWOOD ROOKI	4	4.8m	2:15.69	59.17s (0)	30.74s (0)
3 HEADWIN	5	6.5m	2:15.83	59.38s (1)	30.92s (1)
5 KOTARE ELITE	6	6.7m	2:15.85	60.03s (1)	31.35s (1)
8 MAN OF ACTION	7	11.7m	2:16.26	59.11s (0)	30.88s (0)
4 GO JO JOLT	8	38.0m	2:18.42	60.22s (0)	31.56s (0)

Finish Position and metres gained from 800m



Sectionals
Powered by

PJ HARNESS ANALYSER
AUGUST IS GIVEAWAY MONTH
 3 x Software and Subscriptions up for grabs
 ENTER TO WIN
 www.pjdata.com.au
 PJ Data logo and Facebook icon

The Racing Queensland Board (trading as Racing Queensland) and provider are not responsible for the completeness or accuracy of any of the information contained herein, and makes no representations about its suitability for any purpose.

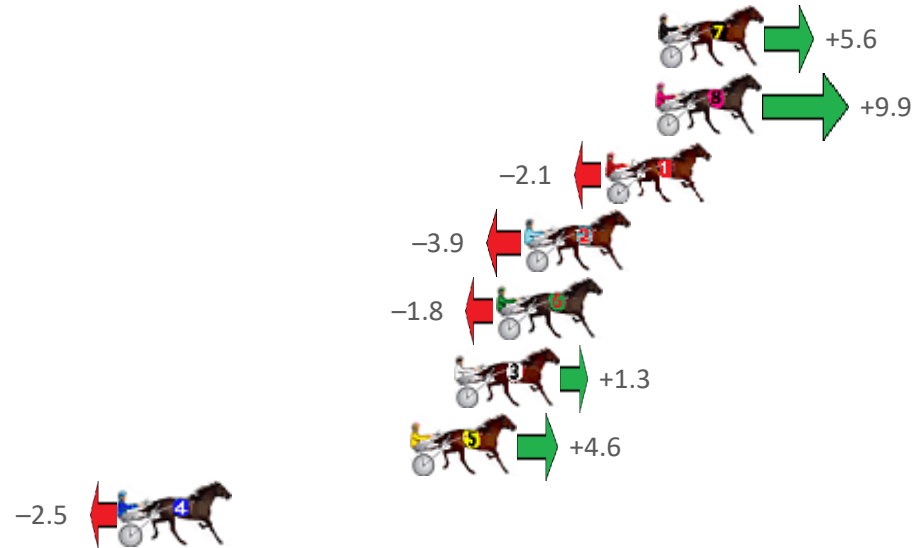
Marburg Race 8 Distance 2200m

Sunday, 1 August 2021

Gross Time: 2:46.50 MileRate: 2:01.80 LeadTime: 46.50s First Qtr: 31.70s Second Qtr: 31.80s Third Qtr: 27.30s Fourth Qtr: 29.20s

NoHorse	Plc	Margin	Time	800Time (W)	400 Time (W)
7 ADRENALINE RUSH	1	0.0m	2:46.50	56.11s (1)	29.20s (1)
8 MEGA STAR	2	0.1m	2:46.51	55.80s (1)	28.83s (2)
1 PEBBLE SANDS	3	2.1m	2:46.66	56.65s (0)	29.35s (0)
2 LADY SWISS	4	5.3m	2:46.91	56.77s (1)	29.15s (1)
6 MY SECRET BEACH	5	6.4m	2:46.99	56.63s (0)	29.29s (0)
3 MY ULTIMATE LOUIE	6	8.1m	2:47.12	56.41s (0)	29.02s (0)
5 ROCKNROLL DA GAMA	7	9.8m	2:47.25	56.18s (1)	28.88s (1)
4 IFOUNDTHEBEACH	8	21.3m	2:48.13	56.68s (1)	29.31s (1)

Finish Position and metres gained from 800m



Sectionals
Powered by

PJ HARNESS ANALYSER

AUGUST IS GIVEAWAY MONTH

3 x Software and Subscriptions up for grabs

www.pjdata.com.au

ENTER
TO
WIN

The Racing Queensland Board (trading as Racing Queensland) and provider are not responsible for the completeness or accuracy of any of the information contained herein, and makes no representations about its suitability for any purpose.