

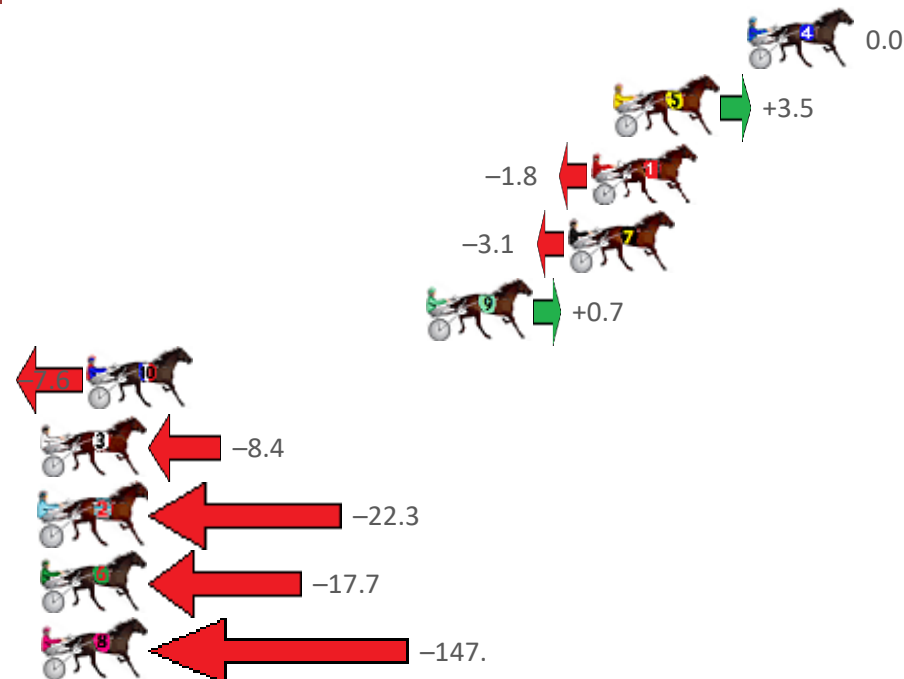
# Albion Park Race 1 Distance 1660m

Thursday, 9 September 2021

Gross Time: 2:00.00 MileRate: 1:56.40 LeadTime: 3.60s First Qtr: 29.90s Second Qtr: 30.00s Third Qtr: 28.60s Fourth Qtr: 27.90s

NoHorse	Plc	Margin	Time	800Time (W)	400 Time (W)
4 JELIGNITE JACK	1	0.0m	2:00.00	56.50s (0)	27.90s (0)
5 DANCING WITH MY EX	2	5.3m	2:00.39	56.25s (1)	27.74s (1)
1 STUDLEIGH MARK	3	6.2m	2:00.45	56.63s (0)	28.01s (0)
7 BETTING ORIGIN	4	7.1m	2:00.52	56.72s (1)	28.32s (1)
9 LIL MISS BREEZY	5	12.7m	2:00.93	56.45s (1)	27.92s (1)
10 HURRICANE DREAM	6	26.2m	2:01.92	57.03s (1)	28.40s (1)
3 GOLDEN GRIN	7	31.4m	2:02.30	57.09s (1)	28.39s (1)
2 STUDLEIGH ROWSY	8	31.5m	2:02.31	58.07s (0)	29.35s (0)
6 SLIDE TO UNLOCK	9	45.1m	2:03.31	57.74s (0)	29.34s (0)
8 ALWAYS BME	10	160.8m	2:11.80	66.82s (0)	37.93s (0)

Finish Position and metres gained from 800m



Sectionals  
Powered by



Home of Australian Harness Sectionals

PJ HARNESS ANALYSER

+ RAW DATA + HORSE REPORTS + FREE FRIDAY FACEBOOK TIP



www.pjdata.com.au | admin@pjdata.com.au | www.facebook.com/PJHarnessRacing

The Racing Queensland Board (trading as Racing Queensland) and provider are not responsible for the completeness or accuracy of any of the information contained herein, and makes no representations about its suitability for any purpose.


# Albion Park Race 2 Distance 2138m

Thursday, 9 September 2021

Gross Time: 2:37.20 MileRate: 1:58.30 LeadTime: 37.40s First Qtr: 29.00s Second Qtr: 30.80s Third Qtr: 31.00s Fourth Qtr: 29.00s

NoHorse	Plc	Margin	Time	800Time (W)	400 Time (W)
12 WOODLANDS ROSE	1	0.0m	2:37.20	58.03s (1)	28.63s (3)
3 ALEX TEE	2	12.6m	2:38.16	60.63s (0)	29.58s (0)
5 BULLDOG BRAWLER	3	20.8m	2:38.78	60.94s (1)	30.50s (1)
1 INZANIGHT	4	22.1m	2:38.88	60.99s (0)	29.97s (0)
10 AUNTY FRANCES	5	31.4m	2:39.59	60.70s (1)	30.24s (1)
6 CHAMPAGNE REACTOR	6	36.6m	2:39.99	60.43s (1)	30.61s (3)
2 BUTCHERS SPECIAL	7	37.0m	2:40.02	61.80s (1)	31.34s (2)
8 POSER	8	55.2m	2:41.40	63.13s (0)	32.03s (0)
4 FOUR SHIELDS	9	55.9m	2:41.45	64.17s (0)	32.99s (0)
7 WHATABOYJACK	10	59.5m	2:41.73	64.14s (1)	32.71s (1)
9 HANOVER LECTER	11	81.4m	2:43.39	64.76s (1)	33.96s (2)

Finish Position and metres gained from 800m



Sectionals  
Powered by



Home of Australian Harness Sectionals  
**PJ HARNESS ANALYSER**

+ RAW DATA + HORSE REPORTS + FREE FRIDAY FACEBOOK TIP



[www.pjdata.com.au](http://www.pjdata.com.au) | [admin@pjdata.com.au](mailto:admin@pjdata.com.au) | [www.facebook.com/PJHarnessRacing](https://www.facebook.com/PJHarnessRacing)

The Racing Queensland Board (trading as Racing Queensland) and provider are not responsible for the completeness or accuracy of any of the information contained herein, and makes no representations about its suitability for any purpose.

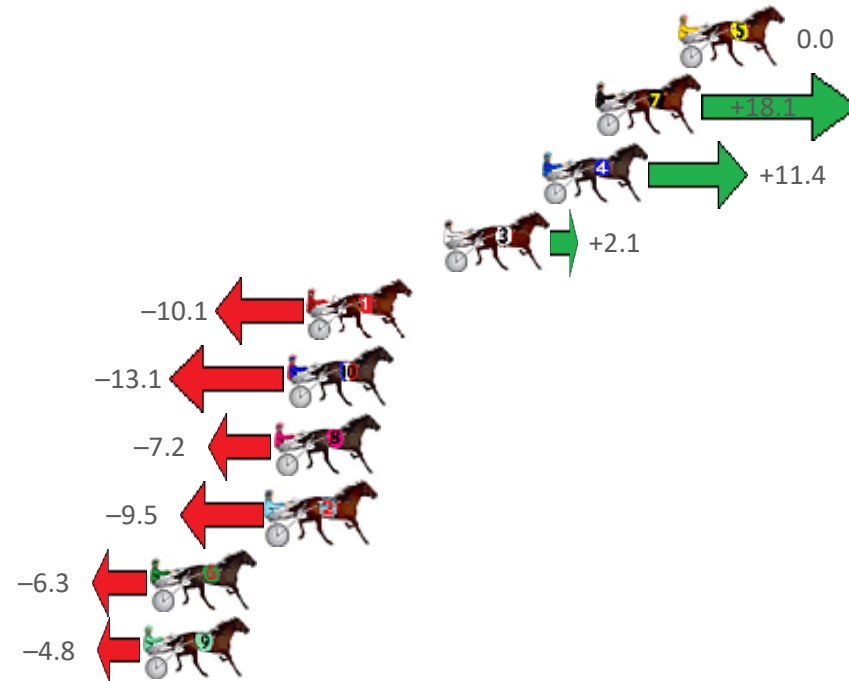
# Albion Park Race 3 Distance 1660m

Thursday, 9 September 2021

Gross Time: 2:01.80 MileRate: 1:58.00 LeadTime: 3.60s First Qtr: 29.10s Second Qtr: 30.80s Third Qtr: 29.60s Fourth Qtr: 28.70s

NoHorse	Plc	Margin	Time	800Time (W)	400 Time (W)
5 NAUGHTYINHEAVEN	1	0.0m	2:01.80	58.30s (0)	28.70s (0)
7 KOOKABURRAPRINCESS	2	3.3m	2:02.05	56.99s (2)	28.25s (2)
4 CINDAROCKINRELLA	3	5.4m	2:02.21	57.47s (2)	28.70s (2)
3 TULHURST LOVER	4	9.3m	2:02.50	58.15s (1)	28.59s (1)
1 PAGEANTRY	5	14.7m	2:02.91	59.03s (0)	29.39s (0)
10 WHATA REACTOR	6	15.5m	2:02.97	59.25s (1)	29.68s (1)
8 MIDNIGHT QUEEN	7	16.0m	2:03.01	58.82s (0)	29.19s (0)
2 MUSTANG DUDE	8	16.3m	2:03.03	58.99s (1)	29.41s (1)
6 ROCK IN HEAVEN	9	20.9m	2:03.37	58.76s (0)	29.21s (0)
9 WEASEL	10	21.2m	2:03.40	58.65s (1)	29.14s (2)

Finish Position and metres gained from 800m



Sectionals  
Powered by



Home of Australian Harness Sectionals  
**PJ HARNESS ANALYSER**

+ RAW DATA + HORSE REPORTS + FREE FRIDAY FACEBOOK TIP



[www.pjdata.com.au](http://www.pjdata.com.au) | [admin@pjdata.com.au](mailto:admin@pjdata.com.au) | [www.facebook.com/PJHarnessRacing](https://www.facebook.com/PJHarnessRacing)

The Racing Queensland Board (trading as Racing Queensland) and provider are not responsible for the completeness or accuracy of any of the information contained herein, and makes no representations about its suitability for any purpose.

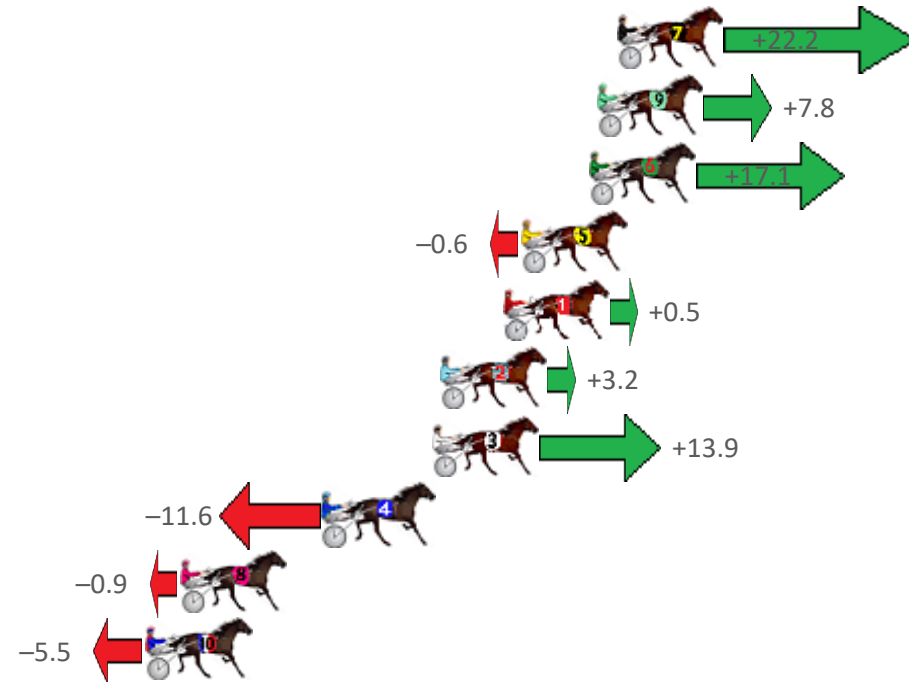
# Albion Park Race 4 Distance 1660m

Thursday, 9 September 2021

Gross Time: 1:58.20 MileRate: 1:54.60 LeadTime: 3.50s First Qtr: 27.40s Second Qtr: 29.60s Third Qtr: 28.40s Fourth Qtr: 29.30s

NoHorse	Plc	Margin	Time	800Time (W)	400 Time (W)
7 FLIGHT CREW	1	0.0m	1:58.20	56.11s (1)	28.64s (2)
9 ROYAL PRINCESS	2	0.8m	1:58.26	57.14s (1)	29.05s (1)
6 ALTANA BLUE	3	1.1m	1:58.28	56.47s (1)	28.42s (1)
5 GET READY TO ROCK	4	3.8m	1:58.49	57.74s (1)	29.58s (1)
1 WHATTA GOOD REASO	5	4.5m	1:58.55	57.66s (0)	29.32s (0)
2 PIPPA MAGUIRE	6	7.0m	1:58.74	57.47s (0)	29.18s (0)
3 MOONLIGHT BUTCHER	7	7.3m	1:58.76	56.70s (0)	28.78s (2)
4 MAFFIOSO GIRL	8	11.6m	1:59.09	58.53s (0)	30.14s (0)
8 JAZIAH	9	17.3m	1:59.53	57.76s (0)	29.60s (0)
10 REGAL NIGHTSHADE	10	18.7m	1:59.64	58.09s (1)	30.02s (1)

Finish Position and metres gained from 800m



Sectionals  
Powered by



Home of Australian Harness Sectionals  
**PJ HARNESS ANALYSER**

+ RAW DATA + HORSE REPORTS + FREE FRIDAY FACEBOOK TIP



[www.pjdata.com.au](http://www.pjdata.com.au) | [admin@pjdata.com.au](mailto:admin@pjdata.com.au) | [www.facebook.com/PJHarnessRacing](https://www.facebook.com/PJHarnessRacing)

The Racing Queensland Board (trading as Racing Queensland) and provider are not responsible for the completeness or accuracy of any of the information contained herein, and makes no representations about its suitability for any purpose.

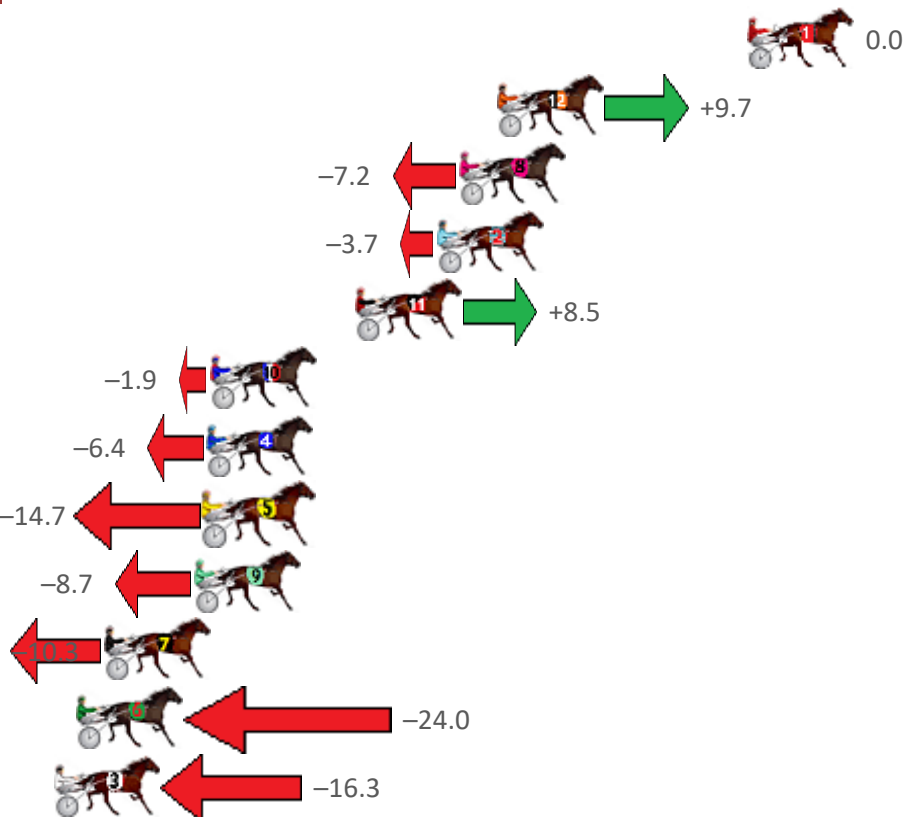
# Albion Park Race 5 Distance 2138m

Thursday, 9 September 2021

Gross Time: 2:37.80 MileRate: 1:58.80 LeadTime: 38.50s First Qtr: 31.20s Second Qtr: 30.00s Third Qtr: 29.30s Fourth Qtr: 28.80s

NoHorse	Plc	Margin	Time	800Time (W)	400 Time (W)
1 ARMA VEYRON	1	0.0m	2:37.80	58.10s (0)	28.80s (0)
12 ILLBEWATCHING	2	9.9m	2:38.55	57.40s (2)	27.98s (2)
8 JUST ONE GOOD ONE	3	11.4m	2:38.66	58.62s (0)	29.29s (0)
2 AROONA	4	12.3m	2:38.73	58.37s (0)	29.02s (0)
11 TRACER BULLET	5	15.5m	2:38.97	57.49s (2)	28.31s (1)
10 ABBEY DIADEMA	6	21.3m	2:39.41	58.24s (1)	29.01s (0)
4 ABERCROMBIE TAB	7	21.4m	2:39.42	58.56s (2)	29.13s (2)
5 LOOKS JUST RIGHT	8	21.5m	2:39.43	59.16s (1)	29.49s (2)
9 VERMONT	9	21.9m	2:39.46	58.73s (0)	29.38s (0)
7 RISKY BUZINESS	10	25.5m	2:39.73	58.84s (1)	29.32s (1)
6 RANCHO MAN	11	26.6m	2:39.81	59.83s (1)	30.07s (1)
3 ALWAYS AT NIGHT	12	27.5m	2:39.88	59.28s (1)	29.75s (1)

Finish Position and metres gained from 800m



Sectionals  
Powered by



Home of Australian Harness Sectionals

PJ HARNESS ANALYSER

+ RAW DATA + HORSE REPORTS + FREE FRIDAY FACEBOOK TIP



www.pjdata.com.au | admin@pjdata.com.au | www.facebook.com/PJHarnessRacing

The Racing Queensland Board (trading as Racing Queensland) and provider are not responsible for the completeness or accuracy of any of the information contained herein, and makes no representations about its suitability for any purpose.

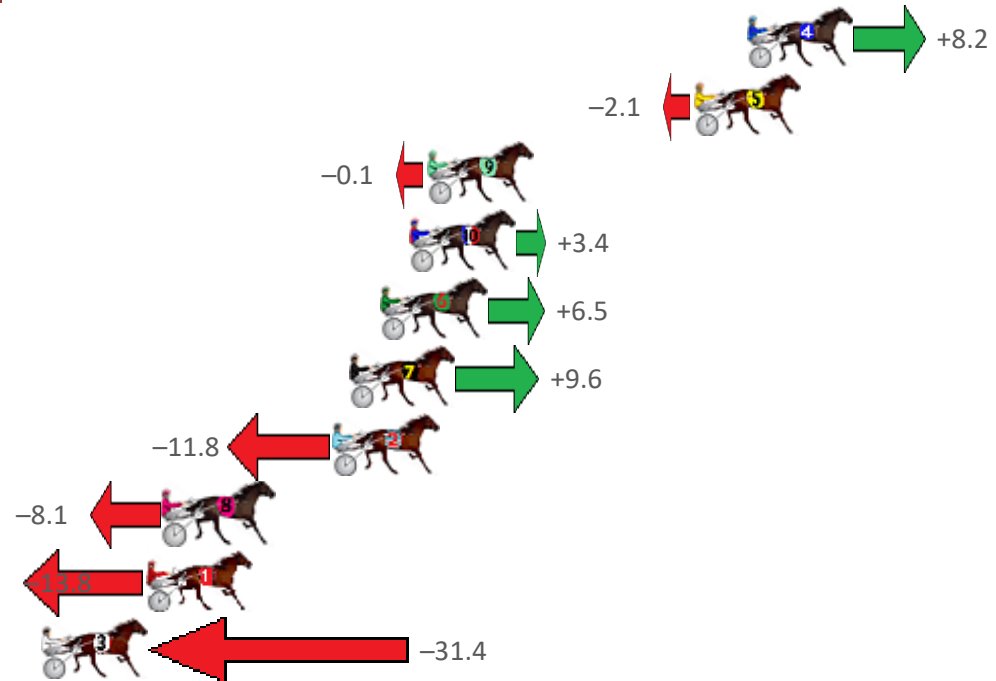
# Albion Park Race 6 Distance 1660m

Thursday, 9 September 2021

Gross Time: 1:57.80 MileRate: 1:54.20 LeadTime: 3.40s First Qtr: 27.80s Second Qtr: 29.50s Third Qtr: 28.00s Fourth Qtr: 29.10s

NoHorse	Plc	Margin	Time	800Time (W)	400 Time (W)
4 GINATIANO	1	0.0m	1:57.80	56.52s (1)	28.52s (2)
5 BARIKA	2	2.1m	1:57.96	57.25s (0)	29.25s (0)
9 HOLDINGNO CURRENCY	3	12.7m	1:58.77	57.11s (1)	28.90s (2)
10 LETS BLAZE	4	13.4m	1:58.82	56.86s (1)	28.75s (1)
6 AYE AYE CAPTAIN	5	14.5m	1:58.91	56.64s (1)	28.95s (3)
7 MONTANA EXPRESS	6	15.8m	1:59.01	56.42s (1)	28.69s (3)
2 CANNAN	7	16.4m	1:59.05	57.94s (0)	29.98s (0)
8 FLEETING FEELGOOD	8	23.1m	1:59.56	57.67s (0)	29.37s (0)
1 WHATA OPTIMIST	9	23.8m	1:59.62	58.08s (0)	29.81s (0)
3 FORGIVE ME	10	35.0m	2:00.47	59.33s (1)	30.76s (1)

Finish Position and metres gained from 800m



Sectionals  
Powered by



Home of Australian Harness Sectionals  
**PJ HARNESS ANALYSER**

+ RAW DATA + HORSE REPORTS + FREE FRIDAY FACEBOOK TIP



[www.pjdata.com.au](http://www.pjdata.com.au) | [admin@pjdata.com.au](mailto:admin@pjdata.com.au) | [www.facebook.com/PJHarnessRacing](https://www.facebook.com/PJHarnessRacing)

The Racing Queensland Board (trading as Racing Queensland) and provider are not responsible for the completeness or accuracy of any of the information contained herein, and makes no representations about its suitability for any purpose.

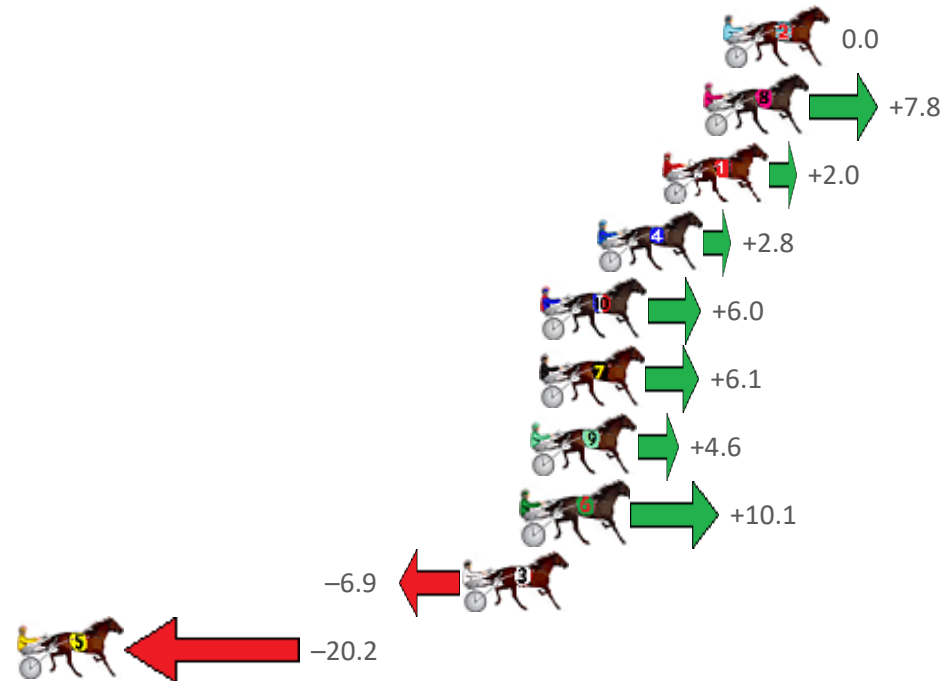
# Albion Park Race 7 Distance 1660m

Thursday, 9 September 2021

Gross Time: 1:57.60 MileRate: 1:54.00 LeadTime: 3.40s First Qtr: 27.90s Second Qtr: 29.60s Third Qtr: 28.00s Fourth Qtr: 28.70s

No	Horse	Plc	Margin	Time	800Time (W)	400 Time (W)
2	THERESACHANCE	1	0.0m	1:57.60	56.70s (0)	28.70s (0)
8	SPORT MENTAL	2	0.8m	1:57.66	56.15s (0)	28.16s (0)
1	CLASSIE AMERICAN	3	2.4m	1:57.78	56.56s (0)	28.56s (0)
4	BARKWAY ARNOLD	4	5.0m	1:57.98	56.50s (1)	28.61s (1)
10	TEARAWAY DIAMOND	5	7.2m	1:58.14	56.28s (2)	28.64s (2)
7	VENUS JUJON	6	7.3m	1:58.15	56.27s (0)	28.26s (0)
9	SO BOBS YOUR UNCLE	7	7.6m	1:58.17	56.38s (1)	28.49s (1)
6	WESTAR SAM	8	7.9m	1:58.20	55.99s (2)	28.36s (2)
3	TORQUE ONETWOTHRE	9	10.3m	1:58.38	57.19s (1)	29.31s (1)
5	CHEDDAR MADE BETA	10	37.8m	2:00.45	58.12s (1)	30.17s (1)

Finish Position and metres gained from 800m



Sectionals  
Powered by



Home of Australian Harness Sectionals  
**PJ HARNESS ANALYSER**

+ RAW DATA + HORSE REPORTS + FREE FRIDAY FACEBOOK TIP



[www.pjdata.com.au](http://www.pjdata.com.au) | [admin@pjdata.com.au](mailto:admin@pjdata.com.au) | [www.facebook.com/PJHarnessRacing](https://www.facebook.com/PJHarnessRacing)

The Racing Queensland Board (trading as Racing Queensland) and provider are not responsible for the completeness or accuracy of any of the information contained herein, and makes no representations about its suitability for any purpose.

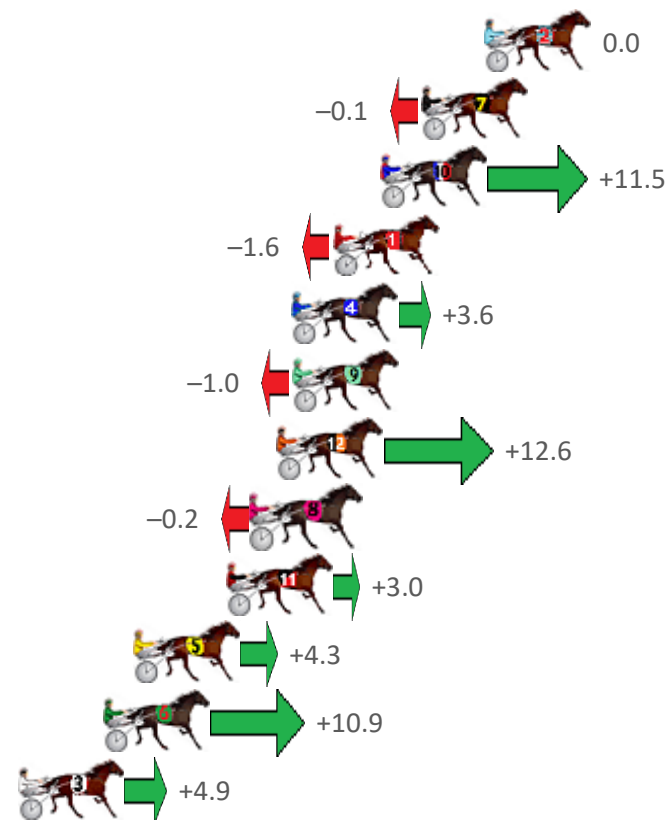
# Albion Park Race 8 Distance 2138m

Thursday, 9 September 2021

Gross Time: 2:35.50 MileRate: 1:57.00 LeadTime: 37.80s First Qtr: 30.30s Second Qtr: 30.90s Third Qtr: 28.00s Fourth Qtr: 28.50s

NoHorse	Plc	Margin	Time	800Time (W)	400 Time (W)
2 TYPHOON TORQUE	1	0.0m	2:35.50	56.50s (0)	28.50s (0)
7 BOLTA	2	2.5m	2:35.69	56.51s (1)	28.52s (1)
10 BLISSFULDAY	3	4.1m	2:35.81	55.69s (1)	27.95s (2)
1 HAMMERTIME HARLEY	4	6.0m	2:35.95	56.61s (0)	28.59s (0)
4 IL MAXIMUS	5	7.6m	2:36.07	56.25s (1)	28.76s (2)
9 TROPICAL STORM	6	7.6m	2:36.07	56.57s (1)	28.53s (1)
12 QUICK STEP	7	8.2m	2:36.11	55.62s (1)	27.88s (2)
8 PEBBLE SANDS	8	9.2m	2:36.19	56.51s (0)	28.41s (0)
11 MACHIN OUT	9	10.2m	2:36.26	56.29s (0)	28.29s (1)
5 RING THE TILL	10	13.9m	2:36.54	56.20s (0)	28.14s (0)
6 ARK ME	11	15.1m	2:36.63	55.73s (1)	27.94s (1)
3 HOT EMBERS	12	18.5m	2:36.88	56.16s (0)	28.08s (0)

Finish Position and metres gained from 800m



Sectionals  
Powered by



Home of Australian Harness Sectionals

PJ HARNESS ANALYSER

+ RAW DATA + HORSE REPORTS + FREE FRIDAY FACEBOOK TIP



www.pjdata.com.au | admin@pjdata.com.au | www.facebook.com/PJHarnessRacing

The Racing Queensland Board (trading as Racing Queensland) and provider are not responsible for the completeness or accuracy of any of the information contained herein, and makes no representations about its suitability for any purpose.



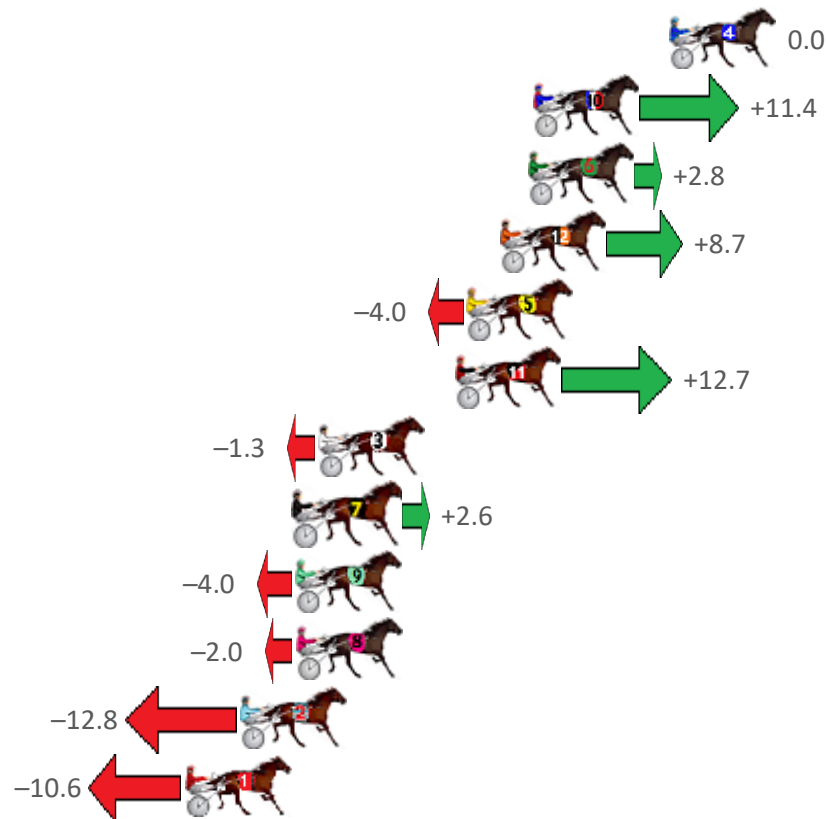
# Albion Park Race 9 Distance 2138m

Thursday, 9 September 2021

Gross Time: 2:34.50 MileRate: 1:56.30 LeadTime: 37.60s First Qtr: 29.80s Second Qtr: 31.00s Third Qtr: 27.40s Fourth Qtr: 28.70s

NoHorse	Plc	Margin	Time	800Time (W)	400 Time (W)
4 GOOD AS IT GETS	1	0.0m	2:34.50	56.10s (0)	28.70s (0)
10 JUST ROKIN	2	5.4m	2:34.91	55.31s (1)	27.90s (1)
6 OHOKA JIMMY	3	5.6m	2:34.92	55.90s (1)	28.60s (1)
12 COMMODORE JUJON	4	6.7m	2:35.00	55.49s (2)	28.46s (2)
5 CRAZY SHIPPO	5	8.0m	2:35.10	56.38s (1)	29.09s (1)
11 B MAC C	6	8.5m	2:35.14	55.21s (1)	28.28s (2)
3 OUR LITTLE DIGGER	7	13.9m	2:35.55	56.19s (1)	28.84s (1)
7 LISA LINCOLN	8	14.8m	2:35.62	55.92s (0)	28.26s (0)
9 NOTORIOUS	8	14.8m	2:35.62	56.38s (2)	29.38s (2)
8 AMILLION PROMISES	10	14.8m	2:35.62	56.24s (0)	28.59s (0)
2 RIVERLEIGH ROCKET	11	17.0m	2:35.78	56.99s (0)	29.41s (0)
1 BEEF CITY BLAZE	12	19.2m	2:35.95	56.84s (0)	29.20s (0)

Finish Position and metres gained from 800m



Sectionals  
Powered by



Home of Australian Harness Sectionals  
**PJ HARNESS ANALYSER**

+ RAW DATA + HORSE REPORTS + FREE FRIDAY FACEBOOK TIP



[www.pjdata.com.au](http://www.pjdata.com.au) | [admin@pjdata.com.au](mailto:admin@pjdata.com.au) | [www.facebook.com/PJHarnessRacing](https://www.facebook.com/PJHarnessRacing)

The Racing Queensland Board (trading as Racing Queensland) and provider are not responsible for the completeness or accuracy of any of the information contained herein, and makes no representations about its suitability for any purpose.