

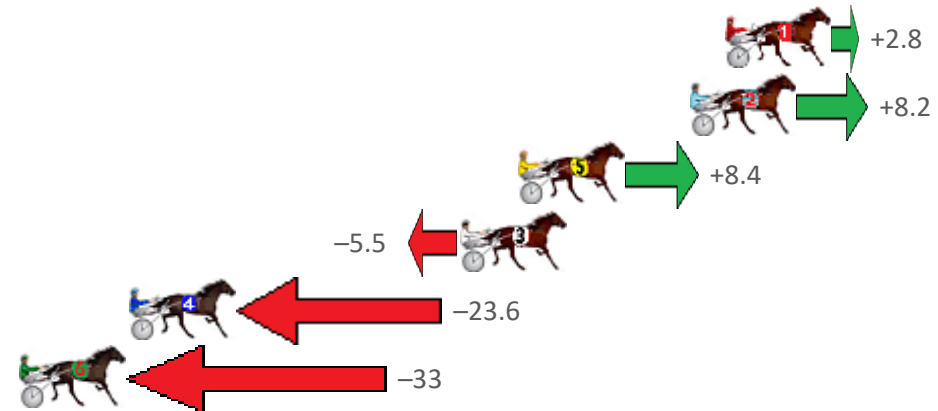
Albion Park Race 1 Distance 2647m

Tuesday, 5 October 2021

Gross Time: 3:22.00 MileRate: 2:02.80 LeadTime: 81.90s First Qtr: 31.50s Second Qtr: 29.90s Third Qtr: 28.80s Fourth Qtr: 29.90s

NoHorse	Plc	Margin	Time	800Time (W)	400 Time (W)
1 SUGARINSPICE	1	0.0m	3:22.00	58.50s (1)	29.90s (1)
2 THE REAPER	2	1.4m	3:22.11	58.10s (0)	29.25s (0)
5 KINGDOM COME	3	8.2m	3:22.64	58.09s (0)	29.42s (0)
3 SPIDERS DEVIL	4	10.5m	3:22.82	59.10s (0)	30.25s (0)
4 MATATOKI	5	23.6m	3:23.85	60.42s (0)	31.57s (0)
6 ORLANDO JOLT	6	40.4m	3:25.16	61.05s (1)	31.86s (1)

Finish Position and metres gained from 800m



Sectionals
Powered by



Home of Australian Harness Sectionals

PJ HARNESS ANALYSER

+ RAW DATA + HORSE REPORTS + FREE FRIDAY FACEBOOK TIP



www.pjdata.com.au | admin@pjdata.com.au | www.facebook.com/PJHarnessRacing

The Racing Queensland Board (trading as Racing Queensland) and provider are not responsible for the completeness or accuracy of any of the information contained herein, and makes no representations about its suitability for any purpose.

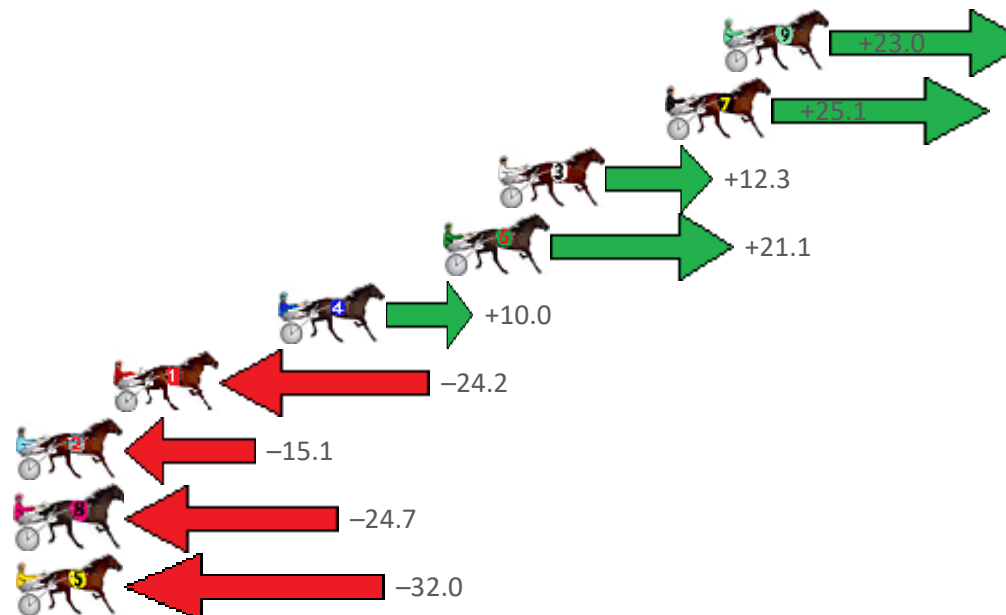
Albion Park Race 2 Distance 2138m

Tuesday, 5 October 2021

Gross Time: 2:45.20 MileRate: 2:01.50 LeadTime: 43.10s First Qtr: 29.90s Second Qtr: 30.00s Third Qtr: 31.10s Fourth Qtr: 31.10s

NoHorse	Plc	Margin	Time	800Time (W)	400 Time (W)
9 JANSSON	1	0.0m	2:45.20	60.42s (1)	29.85s (2)
7 BOURBONONTHEROCK	2	2.3m	2:45.39	60.26s (1)	29.65s (2)
3 JUST CALL ME MOLLY	3	8.9m	2:45.92	61.25s (0)	29.92s (1)
6 DOWN UNDER RORS	4	11.1m	2:46.10	60.57s (1)	29.99s (2)
4 HATTIE	5	17.6m	2:46.63	61.43s (0)	30.82s (0)
1 ALDEBARAN SELENA	6	24.2m	2:47.17	64.07s (0)	32.97s (0)
2 DAY TOURER	7	31.9m	2:47.79	63.37s (0)	32.30s (0)
8 GREAT FANTASY	8	43.5m	2:48.74	64.11s (1)	32.92s (1)
5 ROCKET NOVA	9	77.0m	2:51.46	64.67s (0)	32.80s (0)

Finish Position and metres gained from 800m



Sectionals
Powered by



Home of Australian Harness Sectionals

PJ HARNESS ANALYSER

+ RAW DATA + HORSE REPORTS + FREE FRIDAY FACEBOOK TIP



www.pjdata.com.au | admin@pjdata.com.au | www.facebook.com/PJHarnessRacing

The Racing Queensland Board (trading as Racing Queensland) and provider are not responsible for the completeness or accuracy of any of the information contained herein, and makes no representations about its suitability for any purpose.

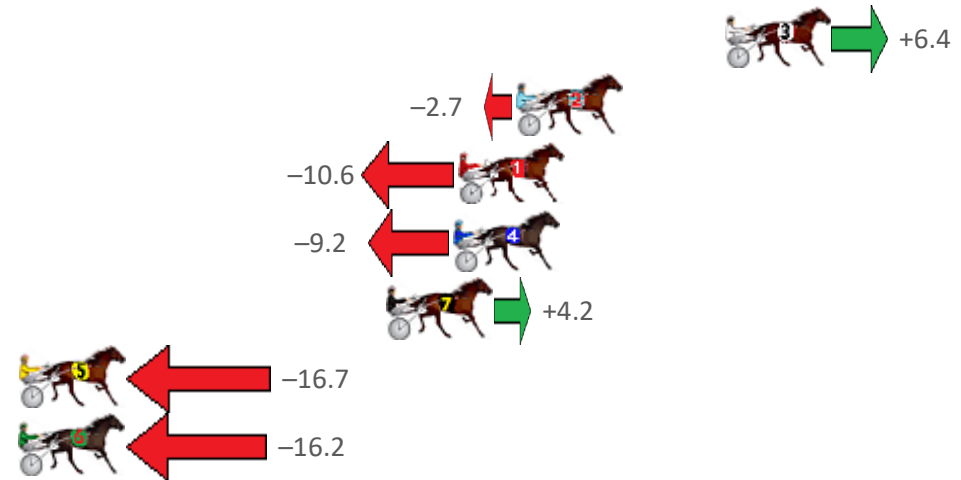
Albion Park Race 3 Distance 1660m

Tuesday, 5 October 2021

Gross Time: 1:57.80 MileRate: 1:54.20 LeadTime: 3.40s First Qtr: 28.10s Second Qtr: 28.50s Third Qtr: 28.80s Fourth Qtr: 29.00s

NoHorse	Plc	Margin	Time	800Time (W)	400 Time (W)
3 LOVE YOUR WORK	1	0.0m	1:57.80	57.34s (1)	28.71s (2)
2 GINGER MICKY	2	8.3m	1:58.43	57.99s (0)	29.30s (0)
1 FIREHOUSE	3	10.6m	1:58.61	58.56s (0)	29.76s (0)
4 JAY TEE TYRON	4	10.8m	1:58.62	58.46s (1)	29.52s (1)
7 HAPPY PUBLICANS	5	13.4m	1:58.82	57.50s (1)	29.04s (0)
5 ASCALABUS	6	28.3m	1:59.95	59.00s (1)	30.25s (1)
6 GASMONKEY	7	35.4m	2:00.49	58.96s (0)	29.75s (0)

Finish Position and metres gained from 800m



Sectionals
Powered by



Home of Australian Harness Sectionals
PJ HARNESS ANALYSER

+ RAW DATA + HORSE REPORTS + FREE FRIDAY FACEBOOK TIP



www.pjdata.com.au | admin@pjdata.com.au | www.facebook.com/PJHarnessRacing

The Racing Queensland Board (trading as Racing Queensland) and provider are not responsible for the completeness or accuracy of any of the information contained herein, and makes no representations about its suitability for any purpose.

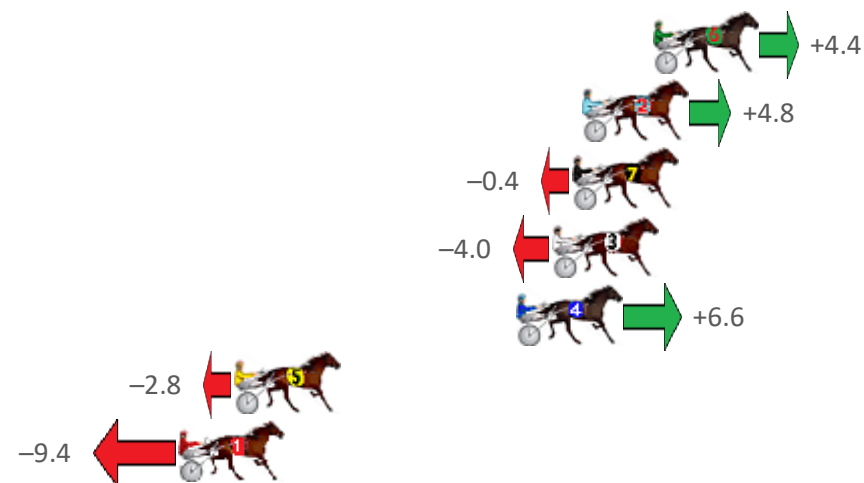
Albion Park Race 4 Distance 1660m

Tuesday, 5 October 2021

Gross Time: 1:59.20 MileRate: 1:55.50 LeadTime: 3.50s First Qtr: 28.90s Second Qtr: 29.30s Third Qtr: 30.00s Fourth Qtr: 27.50s

NoHorse	Plc	Margin	Time	800Time (W)	400 Time (W)
6 GOING FOR GOLD	1	0.0m	1:59.20	57.19s (0)	27.20s (0)
2 MAGGIE	2	2.8m	1:59.40	57.16s (1)	27.27s (1)
7 ITZ CHEROKEE JACK	3	3.2m	1:59.43	57.53s (1)	27.69s (1)
3 REMEMBER ME NOW	4	4.0m	1:59.49	57.79s (0)	27.77s (0)
4 LANCELOT BROMAC	5	5.4m	1:59.59	57.03s (1)	27.10s (1)
5 CHEESANDKISSES	6	16.6m	2:00.40	57.70s (0)	27.54s (0)
1 SUNNY RICE	7	18.8m	2:00.56	58.17s (0)	28.07s (0)

Finish Position and metres gained from 800m



Sectionals
Powered by



Home of Australian Harness Sectionals

PJ HARNESS ANALYSER

+ RAW DATA + HORSE REPORTS + FREE FRIDAY FACEBOOK TIP



www.pjdata.com.au | admin@pjdata.com.au | www.facebook.com/PJHarnessRacing

The Racing Queensland Board (trading as Racing Queensland) and provider are not responsible for the completeness or accuracy of any of the information contained herein, and makes no representations about its suitability for any purpose.

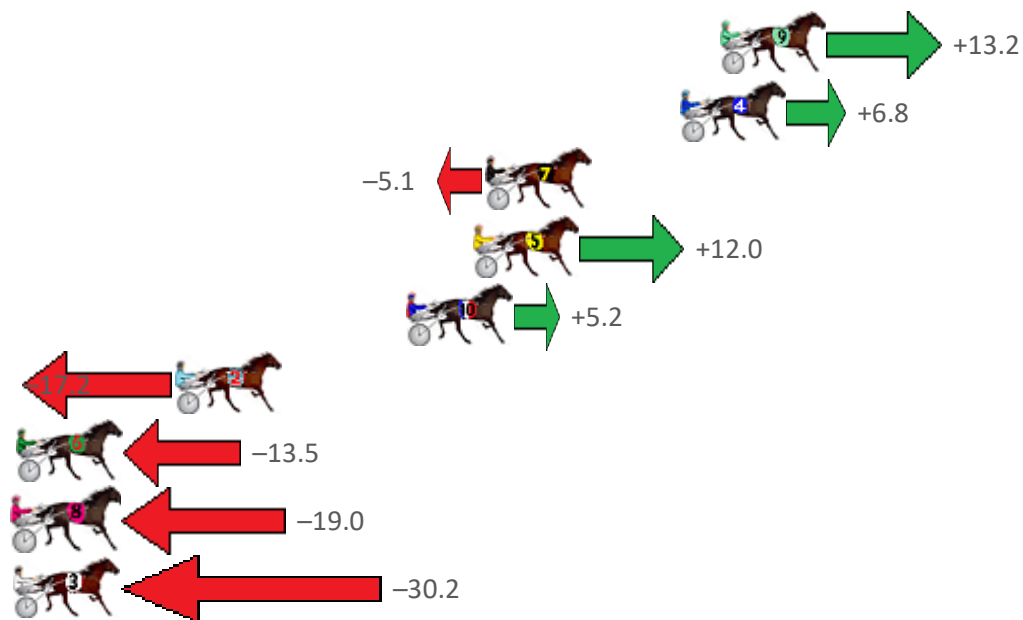
Albion Park Race 5 Distance 1660m

Tuesday, 5 October 2021

Gross Time: 2:03.00 MileRate: 1:59.20 LeadTime: 3.70s First Qtr: 29.30s Second Qtr: 30.10s Third Qtr: 31.20s Fourth Qtr: 28.70s

NoHorse	Plc	Margin	Time	800Time (W)	400 Time (W)
9 ALWAYSBME	1	0.0m	2:03.00	58.92s (1)	28.46s (2)
4 PARTY POLOTIX	2	1.6m	2:03.12	59.39s (1)	28.47s (1)
7 AUNTY ROXY	3	9.3m	2:03.70	60.28s (1)	29.34s (1)
5 BETTOR ROCKNROLL	4	9.8m	2:03.74	59.01s (1)	28.71s (1)
10 MISTER REACTOR	5	12.4m	2:03.93	59.51s (1)	28.97s (2)
2 OUTER CHANGE	6	21.6m	2:04.63	61.18s (0)	29.91s (0)
6 PRESIDENT GOTTA GO	7	27.9m	2:05.10	60.91s (0)	29.69s (0)
8 TUESDAYS ROCK	8	28.4m	2:05.14	61.31s (0)	30.07s (0)
3 JOE JINGLES	9	30.2m	2:05.28	62.15s (0)	30.85s (0)

Finish Position and metres gained from 800m



Sectionals
Powered by



Home of Australian Harness Sectionals

PJ HARNESS ANALYSER

+ RAW DATA + HORSE REPORTS + FREE FRIDAY FACEBOOK TIP



www.pjdata.com.au | admin@pjdata.com.au | www.facebook.com/PJHarnessRacing

The Racing Queensland Board (trading as Racing Queensland) and provider are not responsible for the completeness or accuracy of any of the information contained herein, and makes no representations about its suitability for any purpose.

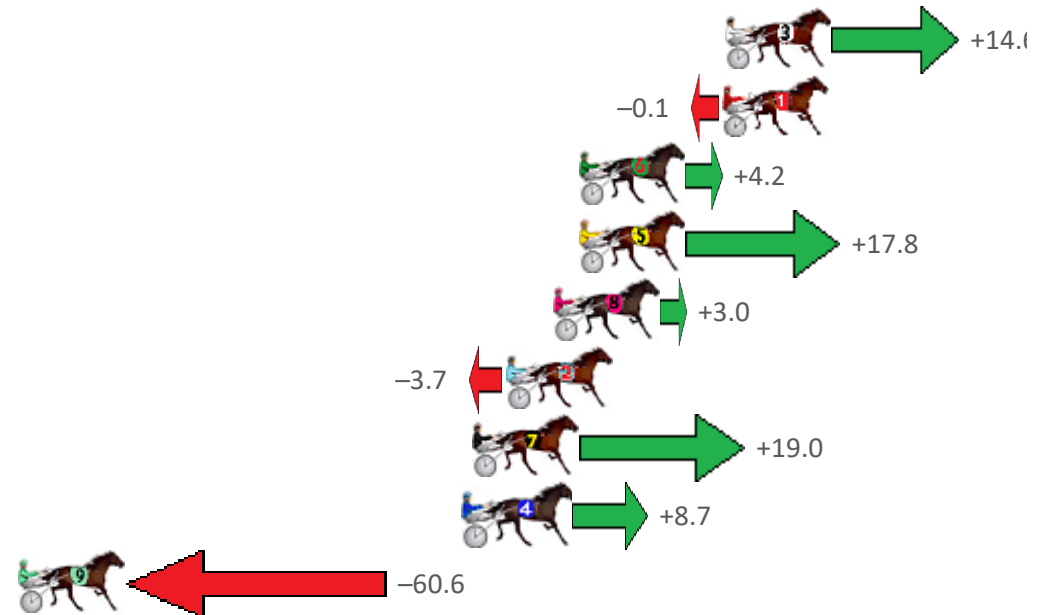
Albion Park Race 6 Distance 1660m

Tuesday, 5 October 2021

Gross Time: 1:59.50 MileRate: 1:55.90 LeadTime: 3.40s First Qtr: 29.30s Second Qtr: 29.10s Third Qtr: 28.40s Fourth Qtr: 29.30s

NoHorse	Plc	Margin	Time	800Time (W)	400 Time (W)
3 LITTLELIONELJAMES	1	0.0m	1:59.50	56.65s (1)	28.13s (2)
1 CUZIN LYNDAL	2	0.1m	1:59.51	57.71s (0)	29.31s (0)
6 PRINCE JOY	3	5.8m	1:59.95	57.40s (1)	28.88s (2)
5 CASH QUEEN	4	5.8m	1:59.95	56.42s (1)	28.00s (1)
8 FAVREAU	5	6.8m	2:00.02	57.48s (0)	28.96s (0)
2 MAGICOL IDEAL	6	8.7m	2:00.17	57.97s (0)	29.61s (0)
7 AYE AYE CAPTAIN	7	10.0m	2:00.27	56.34s (1)	28.82s (1)
4 MOTU AMETHYST	8	10.3m	2:00.29	57.08s (1)	28.58s (2)
9 NIFTY JOLT	9	66.6m	2:04.62	62.05s (1)	33.57s (1)

Finish Position and metres gained from 800m



Sectionals
Powered by



Home of Australian Harness Sectionals
PJ HARNESS ANALYSER

+ RAW DATA + HORSE REPORTS + FREE FRIDAY FACEBOOK TIP



www.pjdata.com.au | admin@pjdata.com.au | www.facebook.com/PJHarnessRacing

The Racing Queensland Board (trading as Racing Queensland) and provider are not responsible for the completeness or accuracy of any of the information contained herein, and makes no representations about its suitability for any purpose.

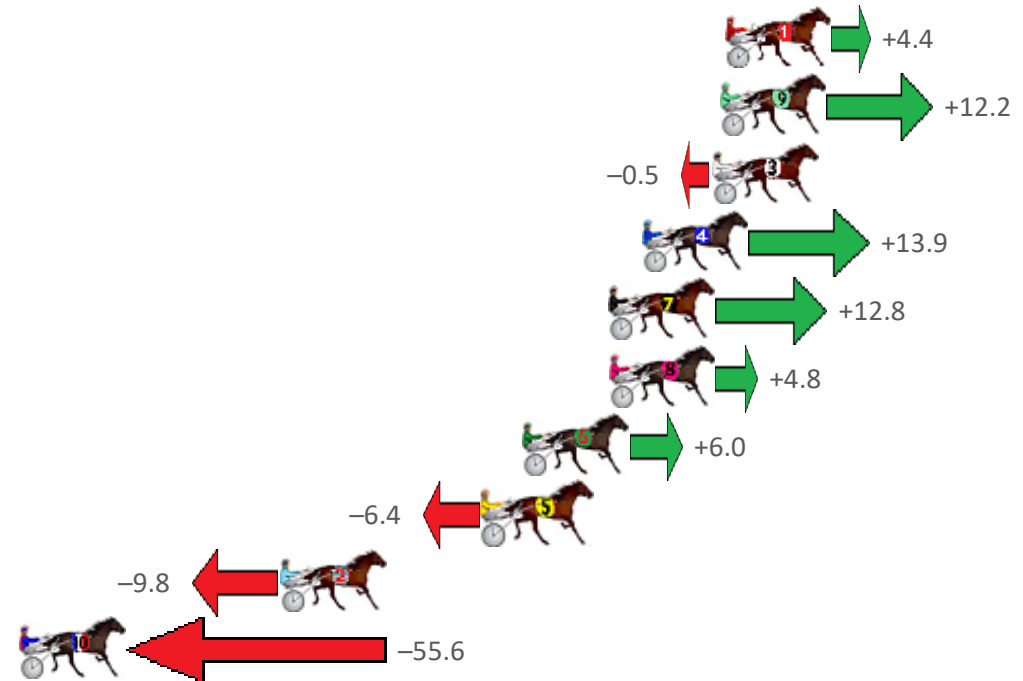
Albion Park Race 7 Distance 1660m

Tuesday, 5 October 2021

Gross Time: 2:00.80 MileRate: 1:57.10 LeadTime: 3.50s First Qtr: 29.00s Second Qtr: 30.80s Third Qtr: 28.90s Fourth Qtr: 28.60s

No	Horse	Plc	Margin	Time	800Time (W)	400 Time (W)
1	NINA SIMONE	1	0.0m	2:00.80	57.19s (0)	28.29s (0)
9	SHE OWNS THE DAY	2	0.2m	2:00.82	56.63s (1)	27.73s (1)
3	BARIKA	3	0.5m	2:00.84	57.54s (0)	28.64s (0)
4	JOEY LINCOLN	4	3.3m	2:01.05	56.51s (1)	28.01s (2)
7	COBBITY CASTLE	5	4.6m	2:01.15	56.59s (2)	28.47s (2)
8	SHEZ ALL STYLE	6	4.6m	2:01.15	57.16s (0)	28.27s (0)
6	PRESS STATEMENT	7	8.0m	2:01.40	57.07s (0)	28.17s (0)
5	COPPICE	8	9.6m	2:01.52	57.96s (1)	29.01s (1)
2	COULDNTMISAFALCON	9	17.6m	2:02.12	58.20s (1)	29.28s (1)
10	OUR BOY ROY	10	155.6m	2:12.49	61.47s (0)	30.78s (0)

Finish Position and metres gained from 800m



Sectionals
Powered by



Home of Australian Harness Sectionals
PJ HARNESS ANALYSER

+ RAW DATA + HORSE REPORTS + FREE FRIDAY FACEBOOK TIP



www.pjdata.com.au | admin@pjdata.com.au | www.facebook.com/PJHarnessRacing

The Racing Queensland Board (trading as Racing Queensland) and provider are not responsible for the completeness or accuracy of any of the information contained herein, and makes no representations about its suitability for any purpose.

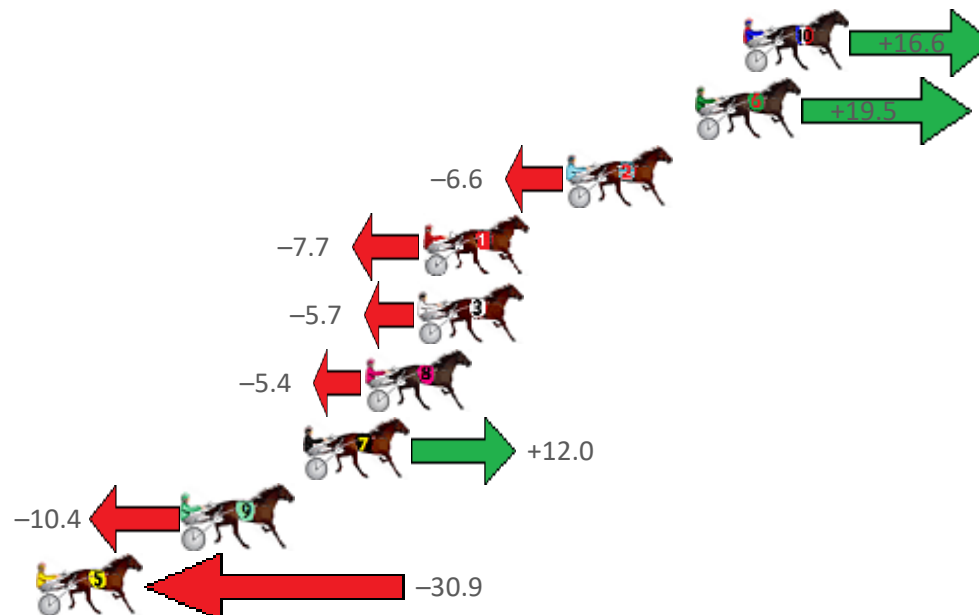
Albion Park Race 8 Distance 1660m

Tuesday, 5 October 2021

Gross Time: 1:57.50 MileRate: 1:53.90 LeadTime: 3.40s First Qtr: 27.30s Second Qtr: 29.50s Third Qtr: 28.30s Fourth Qtr: 29.00s

NoHorse	Plc	Margin	Time	800Time (W)	400 Time (W)
10 KIWIS ARE FLYING	1	0.0m	1:57.50	56.12s (1)	27.92s (2)
6 BITCOIN	2	1.9m	1:57.64	55.91s (1)	27.71s (2)
2 EL AGUILA	3	7.0m	1:58.03	57.77s (0)	29.50s (0)
1 COLONEL JOY	4	12.7m	1:58.47	57.85s (0)	29.44s (0)
3 OURSOUTHERNSTAR	5	12.9m	1:58.48	57.71s (1)	29.27s (2)
8 IMASPORTSSTAR	6	15.0m	1:58.64	57.68s (0)	29.27s (0)
7 ANOTHER STATEMENT	7	17.4m	1:58.82	56.45s (1)	28.58s (1)
9 AJAY BREEZY ROSE	8	22.2m	1:59.19	58.04s (1)	29.59s (1)
5 JUDDY DOUGLAS	9	30.9m	1:59.85	59.50s (1)	30.78s (1)

Finish Position and metres gained from 800m



Sectionals
Powered by



Home of Australian Harness Sectionals

PJ HARNESS ANALYSER

+ RAW DATA + HORSE REPORTS + FREE FRIDAY FACEBOOK TIP



www.pjdata.com.au | admin@pjdata.com.au | www.facebook.com/PJHarnessRacing

The Racing Queensland Board (trading as Racing Queensland) and provider are not responsible for the completeness or accuracy of any of the information contained herein, and makes no representations about its suitability for any purpose.