

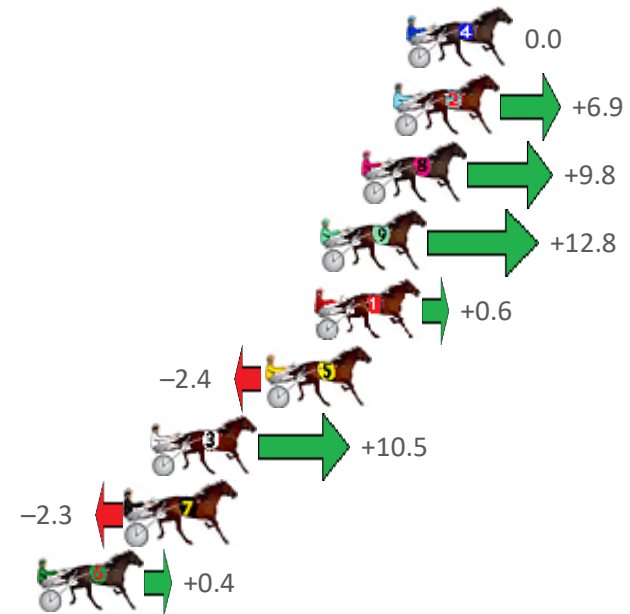
Redcliffe Race 1 Distance 2040m

Wednesday, 13 October 2021

Gross Time: 2:32.20 MileRate: 2:00.10 LeadTime: 31.60s First Qtr: 31.60s Second Qtr: 30.60s Third Qtr: 29.50s Fourth Qtr: 28.90s

NoHorse	Plc	Margin	Time	800Time (W)	400 Time (W)
4 ONETWO THREECHEESE	1	0.0m	2:32.20	58.40s (0)	28.90s (0)
2 KEAYANG TARA	2	0.5m	2:32.24	57.90s (1)	28.45s (2)
8 PIPPA MAGUIRE	3	1.8m	2:32.34	57.69s (1)	28.22s (2)
9 DEVOUGED	4	3.4m	2:32.46	57.47s (1)	28.02s (1)
1 BRILLIANT ART	5	3.6m	2:32.47	58.36s (0)	28.86s (0)
5 TYPHOON TORQUE	6	5.6m	2:32.62	58.57s (1)	29.09s (1)
3 WANNAGO	7	10.1m	2:32.97	57.64s (0)	28.25s (0)
7 BLASTED	8	11.1m	2:33.04	58.57s (0)	29.08s (0)
6 ALWAYS BOPPING	9	14.6m	2:33.31	58.37s (0)	28.97s (0)

Finish Position and metres gained from 800m



Sectionals
Powered by



Home of Australian Harness Sectionals
PJ HARNESS ANALYSER

+ RAW DATA + HORSE REPORTS + FREE FRIDAY FACEBOOK TIP



www.pjdata.com.au | admin@pjdata.com.au | www.facebook.com/PJHarnessRacing

The Racing Queensland Board (trading as Racing Queensland) and provider are not responsible for the completeness or accuracy of any of the information contained herein, and makes no representations about its suitability for any purpose.

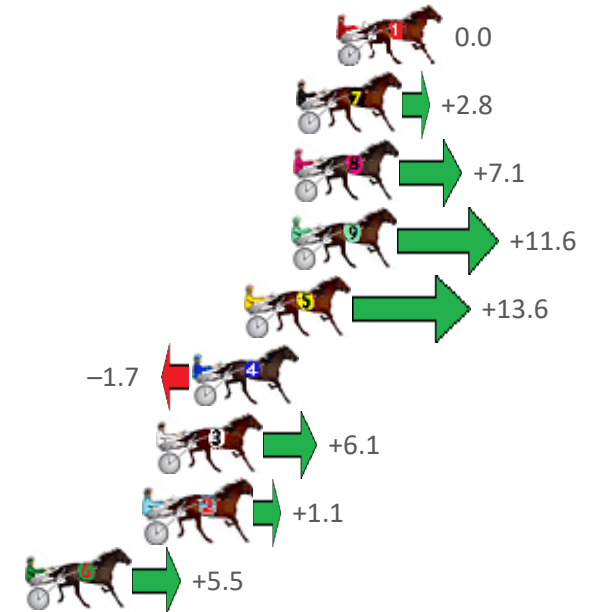
Redcliffe Race 2 Distance 2040m

Wednesday, 13 October 2021

Gross Time: 2:30.20 MileRate: 1:58.50 LeadTime: 32.40s First Qtr: 30.80s Second Qtr: 30.00s Third Qtr: 28.20s Fourth Qtr: 28.80s

No	Horse	Plc	Margin	Time	800Time (W)	400 Time (W)
1	GOTTAHAVEAHOBBIIE	1	0.0m	2:30.20	57.00s (0)	28.80s (0)
7	SWEET AS	2	1.6m	2:30.32	56.80s (0)	28.57s (0)
8	RIVERLEIGH ROCKET	3	1.7m	2:30.33	56.50s (0)	28.23s (0)
9	WESTAR SAM	4	1.8m	2:30.34	56.18s (1)	27.78s (2)
5	CHASING THE WIND	5	3.6m	2:30.47	56.04s (2)	28.30s (2)
4	BEAST MODE	6	5.7m	2:30.63	57.12s (1)	28.85s (1)
3	JUST JOSHIN	7	7.1m	2:30.74	56.57s (0)	28.31s (0)
2	CONVAIR HUSTLER	8	7.5m	2:30.77	56.92s (1)	28.51s (1)
6	DAPPER	9	12.3m	2:31.13	56.61s (1)	28.38s (3)

Finish Position and metres gained from 800m



Sectionals
Powered by



Home of Australian Harness Sectionals
PJ HARNESS ANALYSER

+ RAW DATA + HORSE REPORTS + FREE FRIDAY FACEBOOK TIP



www.pjdata.com.au | admin@pjdata.com.au | www.facebook.com/PJHarnessRacing

The Racing Queensland Board (trading as Racing Queensland) and provider are not responsible for the completeness or accuracy of any of the information contained herein, and makes no representations about its suitability for any purpose.

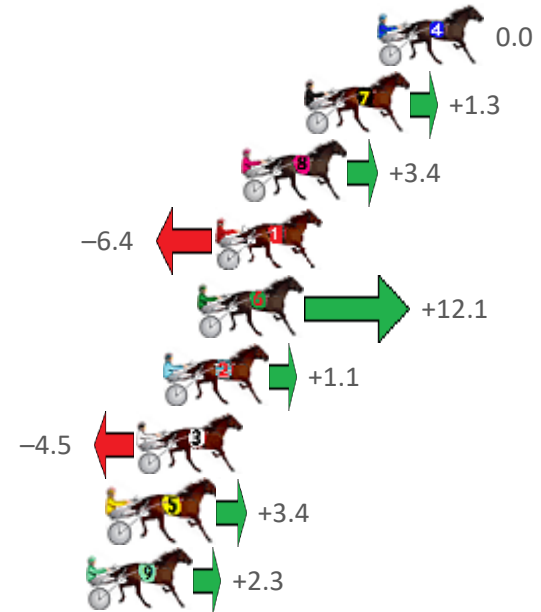
Redcliffe Race 3 Distance 1780m

Wednesday, 13 October 2021

Gross Time: 2:12.20 MileRate: 1:59.50 LeadTime: 11.30s First Qtr: 31.70s Second Qtr: 31.20s Third Qtr: 28.20s Fourth Qtr: 29.80s

NoHorse	Plc	Margin	Time	800Time (W)	400 Time (W)
4 GELDOF	1	0.0m	2:12.20	58.00s (1)	29.80s (1)
7 BLISSFULDAY	2	2.9m	2:12.43	57.91s (0)	29.57s (0)
8 JILLIBY JACKPOT	3	5.4m	2:12.62	57.75s (0)	29.44s (0)
1 BOLTA	4	6.4m	2:12.70	58.46s (0)	30.16s (0)
6 IL MAXIMUS	5	7.1m	2:12.75	57.13s (1)	29.07s (1)
2 WHOSTOLEMYPIGEON	6	8.5m	2:12.86	57.92s (1)	29.54s (1)
3 BLUES TERROR	7	9.5m	2:12.94	58.32s (1)	30.03s (1)
5 CHANCELESS CENTURY	8	10.6m	2:13.03	57.75s (1)	29.61s (2)
9 MISSINMEMATE	9	11.5m	2:13.10	57.83s (0)	29.54s (0)

Finish Position and metres gained from 800m



Sectionals
Powered by



Home of Australian Harness Sectionals
PJ HARNESS ANALYSER

+ RAW DATA + HORSE REPORTS + FREE FRIDAY FACEBOOK TIP



www.pjdata.com.au | admin@pjdata.com.au | www.facebook.com/PJHarnessRacing

The Racing Queensland Board (trading as Racing Queensland) and provider are not responsible for the completeness or accuracy of any of the information contained herein, and makes no representations about its suitability for any purpose.

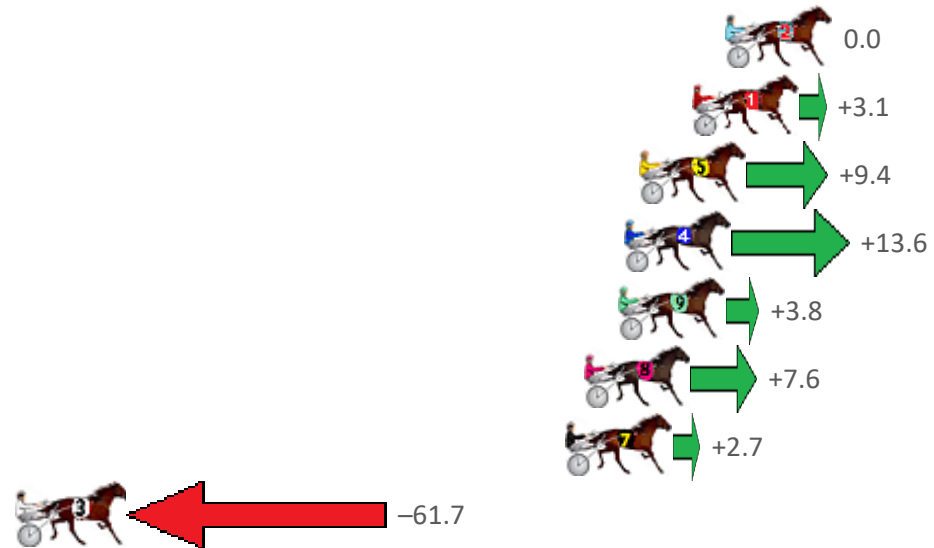
Redcliffe Race 4 Distance 2040m

Wednesday, 13 October 2021

Gross Time: 2:31.50 MileRate: 1:59.50 LeadTime: 31.20s First Qtr: 31.20s Second Qtr: 30.50s Third Qtr: 29.20s Fourth Qtr: 29.40s

NoHorse	Plc	Margin	Time	800Time (W)	400 Time (W)
2 GET READY TO ROCK	1	0.0m	2:31.50	58.60s (0)	29.40s (0)
1 BONNIES A ROCKIN	2	1.3m	2:31.60	58.37s (0)	29.17s (0)
5 ALBION ARK	3	3.4m	2:31.76	57.92s (1)	28.74s (2)
4 SWEET LOMBO	4	4.0m	2:31.81	57.61s (1)	28.42s (2)
9 DOCTA FEELGOOD	5	4.2m	2:31.82	58.32s (1)	29.24s (1)
8 GETALOADATHISGIRL	6	5.6m	2:31.93	58.05s (0)	28.86s (0)
7 LIFEINHEAVEN	7	6.3m	2:31.99	58.40s (0)	29.22s (0)
3 BETTERTHANSPRAYING	8	64.9m	2:36.50	63.09s (1)	33.28s (1)

Finish Position and metres gained from 800m



Sectionals
Powered by



Home of Australian Harness Sectionals
PJ HARNESS ANALYSER

+ RAW DATA + HORSE REPORTS + FREE FRIDAY FACEBOOK TIP



www.pjdata.com.au | admin@pjdata.com.au | www.facebook.com/PJHarnessRacing

The Racing Queensland Board (trading as Racing Queensland) and provider are not responsible for the completeness or accuracy of any of the information contained herein, and makes no representations about its suitability for any purpose.

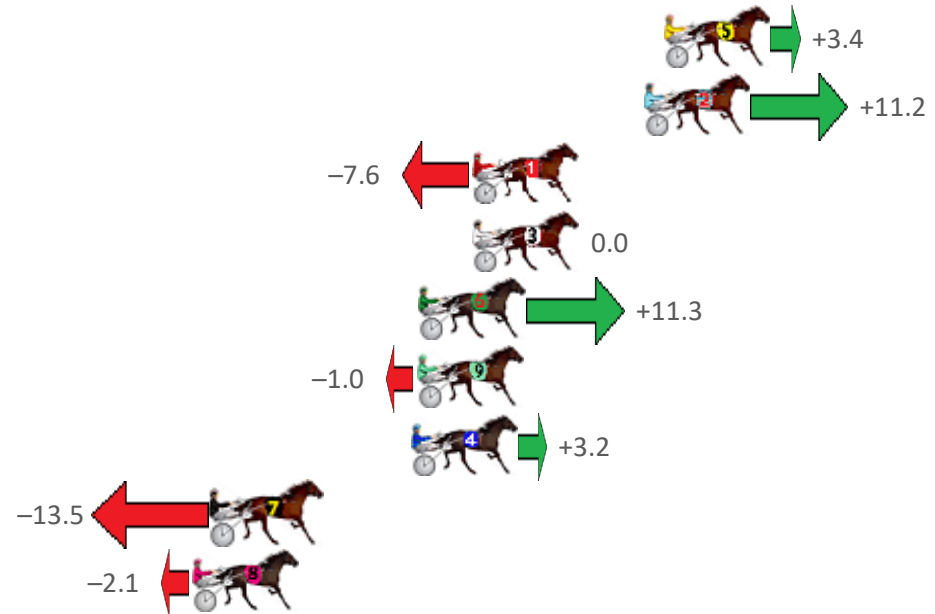
Redcliffe Race 5 Distance 1780m

Wednesday, 13 October 2021

Gross Time: 2:13.90 MileRate: 2:01.10 LeadTime: 11.50s First Qtr: 31.40s Second Qtr: 31.70s Third Qtr: 29.80s Fourth Qtr: 29.50s

NoHorse	Plc	Margin	Time	800Time (W)	400 Time (W)
5 KATACHA MAN	1	0.0m	2:13.90	59.05s (1)	29.24s (1)
2 CROWN MOJO	2	0.8m	2:13.96	58.47s (1)	28.62s (2)
1 SIGNOR JUJON	3	7.6m	2:14.49	59.86s (0)	30.06s (0)
3 ILLBEWATCHING	3	7.6m	2:14.49	59.30s (1)	29.46s (1)
6 SUBTLE ADVICE	5	9.7m	2:14.65	58.47s (1)	28.86s (1)
9 GUY LOOKS GOOD	6	9.8m	2:14.66	59.37s (0)	29.51s (0)
4 MISTER WOODPORT	7	10.0m	2:14.67	59.06s (0)	29.24s (1)
7 JUKEBOX JET	8	17.9m	2:15.28	60.30s (0)	30.45s (0)
8 OLIVER WINKLE	9	18.7m	2:15.35	59.45s (1)	29.61s (2)

Finish Position and metres gained from 800m



Sectionals
Powered by



Home of Australian Harness Sectionals
PJ HARNESS ANALYSER

+ RAW DATA + HORSE REPORTS + FREE FRIDAY FACEBOOK TIP



www.pjdata.com.au | admin@pjdata.com.au | www.facebook.com/PJHarnessRacing

The Racing Queensland Board (trading as Racing Queensland) and provider are not responsible for the completeness or accuracy of any of the information contained herein, and makes no representations about its suitability for any purpose.

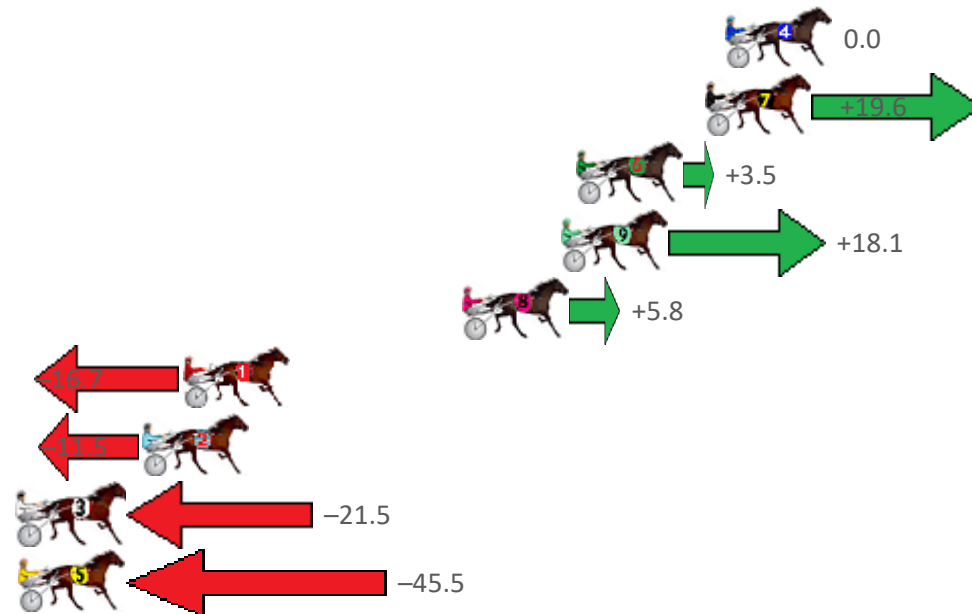
Redcliffe Race 6 Distance 2040m

Wednesday, 13 October 2021

Gross Time: 2:35.40 MileRate: 2:02.60 LeadTime: 32.20s First Qtr: 31.50s Second Qtr: 30.90s Third Qtr: 30.50s Fourth Qtr: 30.30s

NoHorse	Plc	Margin	Time	800Time (W)	400 Time (W)
4 TACTFILLY MIRACLE	1	0.0m	2:35.40	60.80s (0)	30.30s (0)
7 ABERCROMBIE TAB	2	0.8m	2:35.46	59.32s (1)	29.77s (2)
6 DOWNTOWN LUCCA	3	5.9m	2:35.87	60.54s (0)	30.04s (0)
9 TRACER BULLET	4	6.5m	2:35.92	59.43s (1)	29.84s (2)
8 ABBEY DIADEMA	5	10.4m	2:36.22	60.36s (1)	30.81s (2)
1 BUTCHERS SPECIAL	6	21.5m	2:37.11	62.06s (0)	31.57s (0)
2 WILLSINTOWN	7	23.1m	2:37.23	61.67s (1)	30.97s (0)
3 BLACKJEWEL	8	28.9m	2:37.69	62.42s (1)	31.66s (1)
5 JET FORCE	9	48.7m	2:39.26	64.24s (1)	33.53s (1)

Finish Position and metres gained from 800m



Sectionals
Powered by



Home of Australian Harness Sectionals
PJ HARNESS ANALYSER

+ RAW DATA + HORSE REPORTS + FREE FRIDAY FACEBOOK TIP



www.pjdata.com.au | admin@pjdata.com.au | www.facebook.com/PJHarnessRacing

The Racing Queensland Board (trading as Racing Queensland) and provider are not responsible for the completeness or accuracy of any of the information contained herein, and makes no representations about its suitability for any purpose.

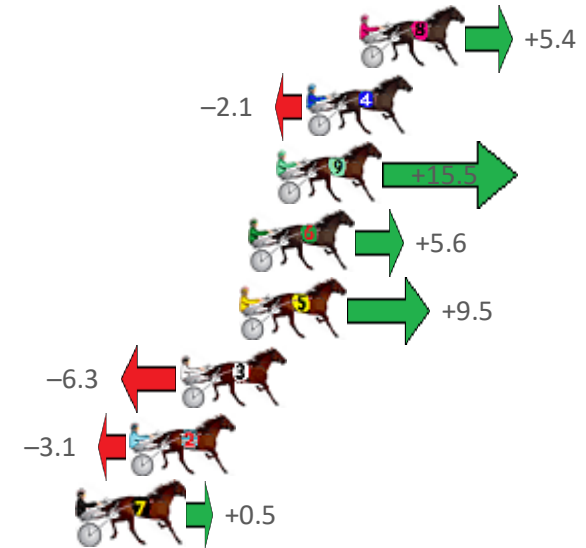
Redcliffe Race 7 Distance 1780m

Wednesday, 13 October 2021

Gross Time: 2:14.50 MileRate: 2:01.60 LeadTime: 11.60s First Qtr: 30.70s Second Qtr: 30.50s Third Qtr: 30.40s Fourth Qtr: 31.30s

NoHorse	Plc	Margin	Time	800Time (W)	400 Time (W)
8 WEASEL	1	0.0m	2:14.50	61.29s (1)	31.00s (2)
4 MIDNIGHT QUEEN	2	2.1m	2:14.67	61.86s (0)	31.46s (0)
9 CLEVER COWBOY	3	3.3m	2:14.77	60.51s (1)	30.59s (1)
6 TORQUE TO THE MAX	4	4.4m	2:14.86	61.27s (1)	31.04s (1)
5 HARRY CROFT	5	4.7m	2:14.88	60.97s (1)	30.89s (2)
3 PRIVATE JUJON	6	7.1m	2:15.08	62.18s (1)	31.57s (1)
2 PAGEANTRY	7	9.1m	2:15.24	61.94s (0)	31.43s (0)
7 CHASIN DREAMZ	8	11.1m	2:15.41	61.66s (0)	31.20s (0)

Finish Position and metres gained from 800m



Sectionals
Powered by



Home of Australian Harness Sectionals
PJ HARNESS ANALYSER

+ RAW DATA + HORSE REPORTS + FREE FRIDAY FACEBOOK TIP



www.pjdata.com.au | admin@pjdata.com.au | www.facebook.com/PJHarnessRacing

The Racing Queensland Board (trading as Racing Queensland) and provider are not responsible for the completeness or accuracy of any of the information contained herein, and makes no representations about its suitability for any purpose.

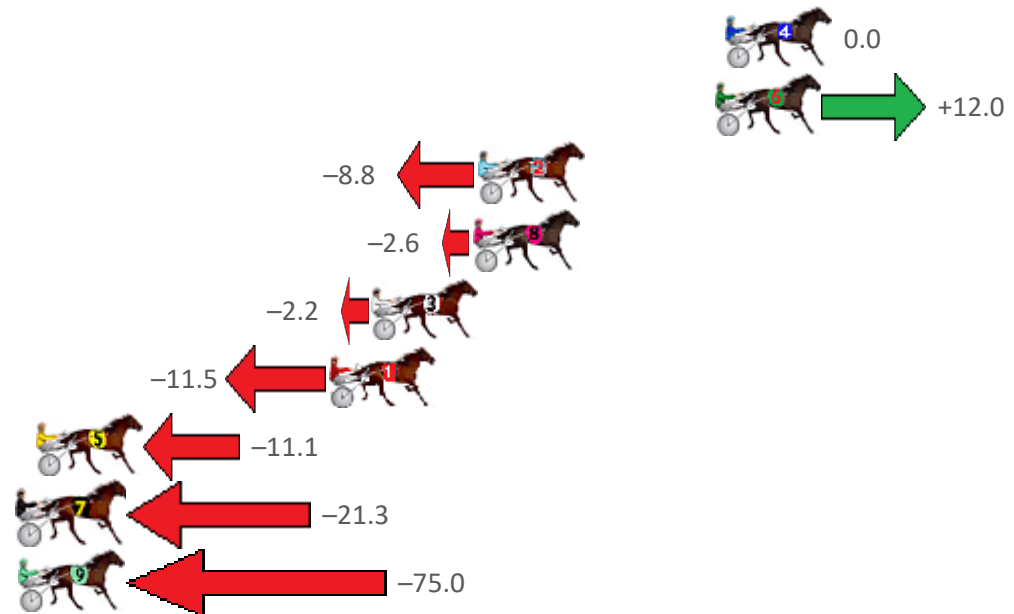
Redcliffe Race 8 Distance 1780m

Wednesday, 13 October 2021

Gross Time: 2:12.90 MileRate: 2:00.20 LeadTime: 10.90s First Qtr: 29.30s Second Qtr: 30.70s Third Qtr: 30.40s Fourth Qtr: 31.60s

NoHorse	Plc	Margin	Time	800Time (W)	400 Time (W)
4 WRITE TIME	1	0.0m	2:12.90	62.00s (0)	31.60s (0)
6 TULHURST LOVER	2	0.4m	2:12.93	61.08s (2)	31.29s (2)
2 SHES ALL STAR	3	9.8m	2:13.71	62.68s (1)	32.17s (1)
8 JOHNROD	4	10.0m	2:13.73	62.20s (1)	31.79s (1)
3 IM ISABELLA	5	14.0m	2:14.06	62.17s (1)	31.93s (2)
1 WILD ABOUT TOWN	6	15.7m	2:14.20	62.89s (0)	32.13s (0)
5 ONE HELLAVA PARTY	7	27.3m	2:15.15	62.86s (1)	32.77s (1)
7 DATSINAHURRI	8	31.1m	2:15.47	63.64s (0)	32.93s (0)
9 THATS FUNNY	9	98.8m	2:21.06	67.78s (1)	35.83s (0)

Finish Position and metres gained from 800m



Sectionals
Powered by



Home of Australian Harness Sectionals
PJ HARNESS ANALYSER

+ RAW DATA + HORSE REPORTS + FREE FRIDAY FACEBOOK TIP



www.pjdata.com.au | admin@pjdata.com.au | www.facebook.com/PJHarnessRacing

The Racing Queensland Board (trading as Racing Queensland) and provider are not responsible for the completeness or accuracy of any of the information contained herein, and makes no representations about its suitability for any purpose.

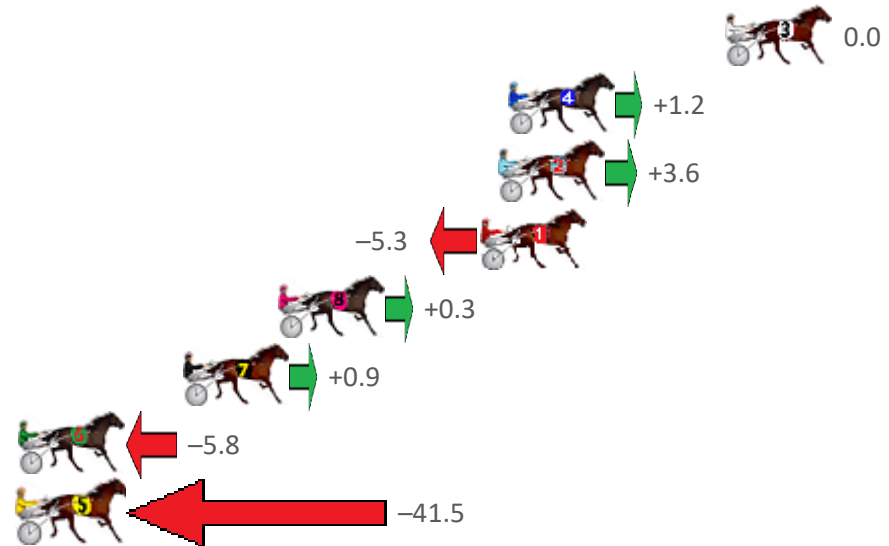
Redcliffe Race 9 Distance 1780m

Wednesday, 13 October 2021

Gross Time: 2:14.00 MileRate: 2:01.20 LeadTime: 11.30s First Qtr: 30.40s Second Qtr: 31.70s Third Qtr: 30.00s Fourth Qtr: 30.60s

NoHorse	Plc	Margin	Time	800Time (W)	400 Time (W)
3 VALKYRIE HANOVER	1	0.0m	2:14.00	60.60s (0)	30.60s (0)
4 DESTINY BLUES	2	8.6m	2:14.69	60.51s (0)	30.52s (0)
2 LESVOS LAD	3	9.0m	2:14.72	60.33s (1)	30.62s (2)
1 MY GIRL BLAZE	4	9.7m	2:14.78	61.00s (0)	31.00s (0)
8 SENORA JUJON	5	17.7m	2:15.42	60.58s (1)	30.81s (2)
7 LIL MISS BREEZY	6	21.5m	2:15.72	60.53s (1)	31.90s (2)
6 DIEGO DELGADO	7	29.8m	2:16.39	61.04s (0)	31.68s (0)
5 DIG DEEP	8	49.5m	2:17.96	63.73s (1)	33.71s (1)

Finish Position and metres gained from 800m



Sectionals
Powered by



Home of Australian Harness Sectionals
PJ HARNESS ANALYSER

+ RAW DATA + HORSE REPORTS + FREE FRIDAY FACEBOOK TIP



www.pjdata.com.au | admin@pjdata.com.au | www.facebook.com/PJHarnessRacing

The Racing Queensland Board (trading as Racing Queensland) and provider are not responsible for the completeness or accuracy of any of the information contained herein, and makes no representations about its suitability for any purpose.