

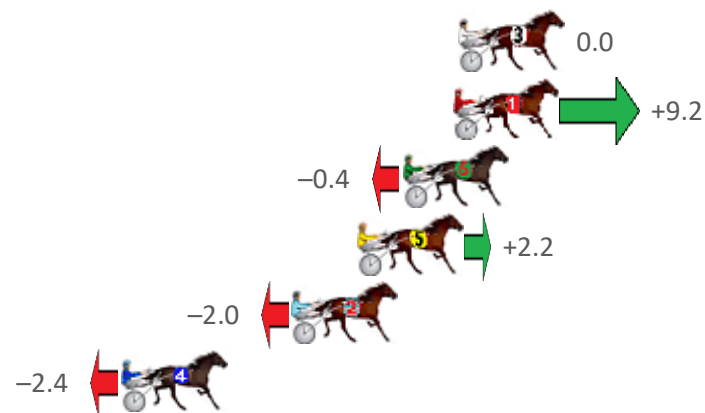
Albion Park Race 1 Distance 1660m

Tuesday, 26 October 2021

Gross Time: 2:02.80 MileRate: 1:59.00 LeadTime: 3.50s First Qtr: 29.90s Second Qtr: 30.80s Third Qtr: 29.60s Fourth Qtr: 29.00s

No Horse	Plc	Margin	Time	800Time (W)	400 Time (W)
3 JEREMES GOTTA GO	1	0.0m	2:02.80	58.60s (0)	29.00s (0)
1 EUGENIEN	2	0.2m	2:02.82	57.93s (0)	28.26s (0)
6 MISTER REACTOR	3	2.2m	2:02.97	58.63s (1)	29.12s (1)
5 PUSHINIT UPHILL	4	4.0m	2:03.10	58.44s (1)	28.93s (1)
2 MERGE RIGHT	5	6.6m	2:03.30	58.75s (0)	29.13s (0)
4 TUESDAYS ROCK	6	13.4m	2:03.82	58.77s (1)	29.22s (1)

Finish Position and metres gained from 800m



Sectionals
Powered by



Home of Australian Harness Sectionals

PJ HARNES ANALYSER

+ RAW DATA + HORSE REPORTS + FREE FRIDAY FACEBOOK TIP



www.pjdata.com.au | admin@pjdata.com.au | www.facebook.com/PJHarnessRacing

The Racing Queensland Board (trading as Racing Queensland) and provider are not responsible for the completeness or accuracy of any of the information contained herein, and makes no representations about its suitability for any purpose.

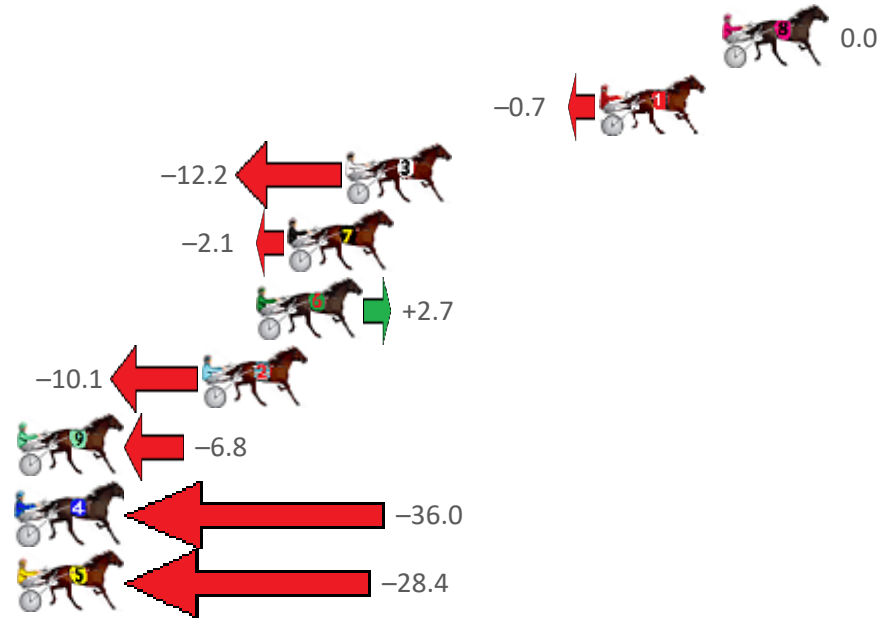
Albion Park Race 2 Distance 2647m

Tuesday, 26 October 2021

Gross Time: 3:24.90 MileRate: 2:03.20 LeadTime: 84.90s First Qtr: 31.20s Second Qtr: 30.90s Third Qtr: 28.60s Fourth Qtr: 29.30s

No Horse	Plc	Margin	Time	800Time (W)	400 Time (W)
8 MATATOKI	1	0.0m	3:24.90	57.90s (0)	29.30s (0)
1 AVEROSS DON	2	4.9m	3:25.28	57.95s (0)	29.34s (0)
3 THE NIGHT KING	3	15.0m	3:26.05	58.78s (1)	30.06s (1)
7 JANSSON	4	17.3m	3:26.23	58.05s (0)	29.35s (0)
6 MELPARK MAGIC	5	18.5m	3:26.32	57.71s (0)	29.03s (0)
2 SPIDERS DEVIL	6	20.7m	3:26.49	58.63s (0)	29.92s (0)
9 SUGARINSPICE	7	28.6m	3:27.10	58.39s (1)	30.61s (2)
4 IMA CALVERT ROSE	8	44.4m	3:28.31	60.49s (1)	31.51s (1)
5 HELLO JOLENE JOLENE	9	45.8m	3:28.42	59.94s (1)	31.31s (2)

Finish Position and metres gained from 800m



Sectionals
Powered by



Home of Australian Harness Sectionals

PJ HARNESS ANALYSER

+ RAW DATA + HORSE REPORTS + FREE FRIDAY FACEBOOK TIP



www.pjdata.com.au | admin@pjdata.com.au | www.facebook.com/PJHarnessRacing

The Racing Queensland Board (trading as Racing Queensland) and provider are not responsible for the completeness or accuracy of any of the information contained herein, and makes no representations about its suitability for any purpose.

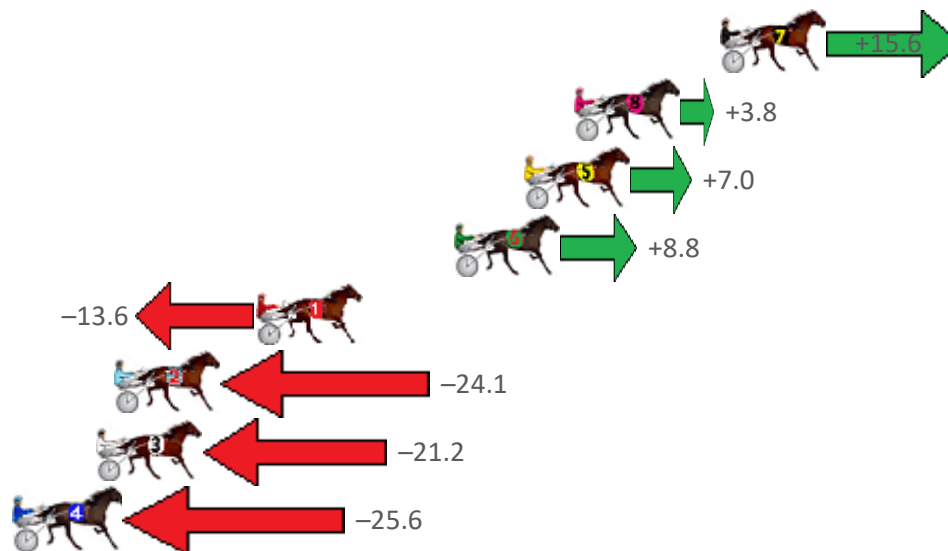
Albion Park Race 3 Distance 1660m

Tuesday, 26 October 2021

Gross Time: 2:00.60 MileRate: 1:56.90 LeadTime: 3.50s First Qtr: 28.40s Second Qtr: 30.60s Third Qtr: 28.80s Fourth Qtr: 29.30s

No Horse	Plc	Margin	Time	800Time (W)	400 Time (W)
7 HEAVY HITTER	1	0.0m	2:00.60	56.97s (0)	28.50s (1)
8 DOOLITTLE DEXTER	2	5.8m	2:01.05	57.83s (0)	29.24s (1)
5 DIGBY DEE	3	7.8m	2:01.20	57.59s (1)	29.10s (0)
6 WHATABOYJACK	4	10.6m	2:01.41	57.46s (1)	28.80s (1)
1 ROCK WITH ZARA	5	18.4m	2:02.01	59.08s (0)	30.28s (0)
2 HURRICANE DREAM	6	24.1m	2:02.45	59.84s (0)	31.06s (0)
3 AUNTY EMILY	7	24.8m	2:02.51	59.63s (1)	30.92s (1)
4 MILADY MAYHEM	8	35.8m	2:03.35	59.95s (1)	30.83s (2)

Finish Position and metres gained from 800m



Sectionals
Powered by



Home of Australian Harness Sectionals

PJ HARNES ANALYSER

+ RAW DATA + HORSE REPORTS + FREE FRIDAY FACEBOOK TIP



www.pjdata.com.au | admin@pjdata.com.au | www.facebook.com/PJHarnessRacing

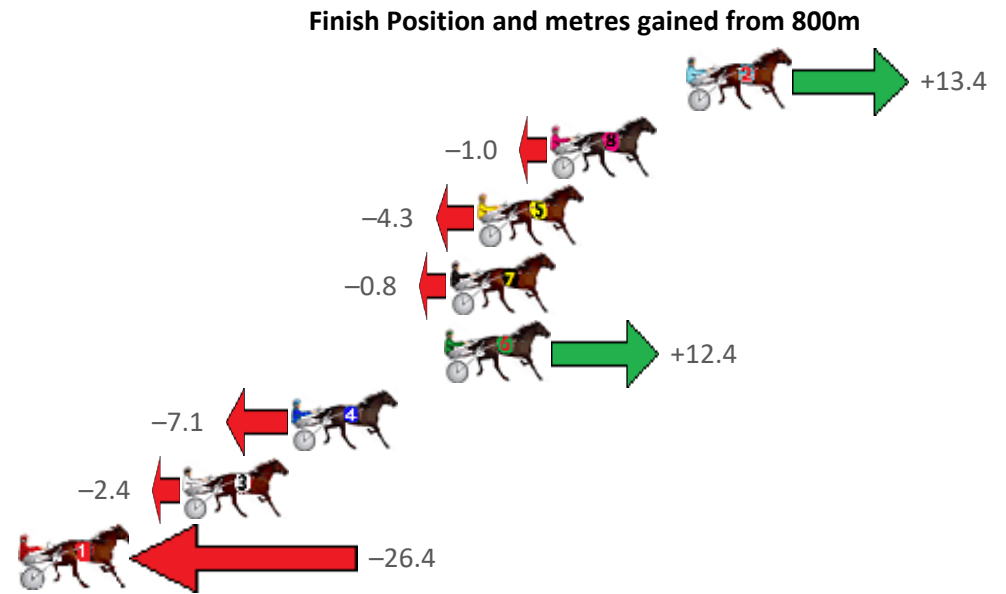
The Racing Queensland Board (trading as Racing Queensland) and provider are not responsible for the completeness or accuracy of any of the information contained herein, and makes no representations about its suitability for any purpose.

Albion Park Race 4 Distance 2138m

Tuesday, 26 October 2021

Gross Time: 2:35.30 MileRate: 1:56.90 LeadTime: 38.00s First Qtr: 30.30s Second Qtr: 30.50s Third Qtr: 28.10s Fourth Qtr: 28.40s

No Horse	Plc	Margin	Time	800Time (W)	400 Time (W)
2 LE TISSIER	1	0.0m	2:35.30	55.56s (1)	28.40s (2)
8 OBI ONE	2	5.4m	2:35.70	56.57s (0)	28.27s (0)
5 THE HUMMER	3	8.3m	2:35.92	56.80s (1)	28.72s (1)
7 KENSINGTON BILL	4	9.4m	2:36.00	56.56s (0)	28.17s (0)
6 BITCOIN	5	9.6m	2:36.02	55.63s (1)	28.40s (2)
4 DAPPER	6	15.7m	2:36.47	57.00s (1)	28.84s (1)
3 OYSTER STRIDE	7	20.0m	2:36.79	56.67s (1)	28.58s (1)
1 FEELINGFORAMIRACLE	8	26.4m	2:37.27	58.35s (0)	30.05s (0)



Sectionals
Powered by



Home of Australian Harness Sectionals

PJ HARNES ANALYSER

+ RAW DATA + HORSE REPORTS + FREE FRIDAY FACEBOOK TIP



www.pjdata.com.au | admin@pjdata.com.au | www.facebook.com/PJHarnessRacing

The Racing Queensland Board (trading as Racing Queensland) and provider are not responsible for the completeness or accuracy of any of the information contained herein, and makes no representations about its suitability for any purpose.

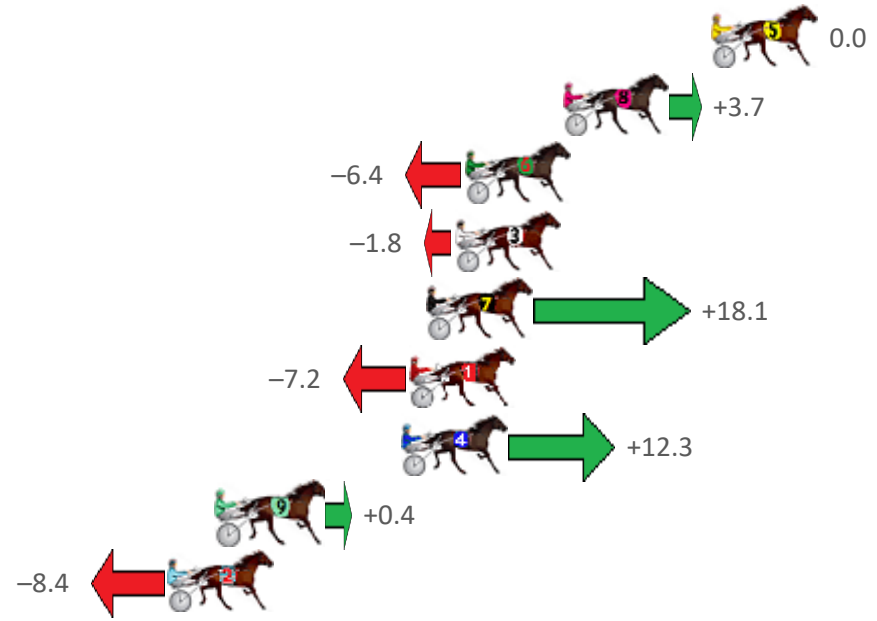
Albion Park Race 5 Distance 1660m

Tuesday, 26 October 2021

Gross Time: 1:58.90 MileRate: 1:55.30 LeadTime: 3.40s First Qtr: 27.70s Second Qtr: 30.90s Third Qtr: 28.20s Fourth Qtr: 28.70s

No Horse	Plc	Margin	Time	800Time (W)	400 Time (W)
5 ONE LAST ROLL	1	0.0m	1:58.90	56.90s (0)	28.70s (0)
8 DOCTA FEELGOOD	2	5.9m	1:59.34	56.64s (0)	28.22s (0)
6 FIREHOUSE	3	9.8m	1:59.64	57.35s (1)	29.16s (1)
3 KOTARE ELITE	4	10.2m	1:59.67	57.03s (1)	28.84s (1)
7 DEVOUGED	5	11.3m	1:59.75	55.62s (1)	27.82s (0)
1 WOODLANDS ROSE	6	12.0m	1:59.80	57.41s (0)	29.04s (0)
4 AYE AYE CAPTAIN	7	12.3m	1:59.83	56.03s (1)	27.89s (1)
9 KISSESFORYAMISSES	8	19.6m	2:00.38	56.87s (1)	28.76s (1)
2 IMFEELINGIT	9	21.6m	2:00.53	57.49s (1)	29.27s (1)

Finish Position and metres gained from 800m



Sectionals
Powered by



Home of Australian Harness Sectionals
PJ HARNES ANALYSER

+ RAW DATA + HORSE REPORTS + FREE FRIDAY FACEBOOK TIP



www.pjdata.com.au | admin@pjdata.com.au | www.facebook.com/PJHarnessRacing

The Racing Queensland Board (trading as Racing Queensland) and provider are not responsible for the completeness or accuracy of any of the information contained herein, and makes no representations about its suitability for any purpose.

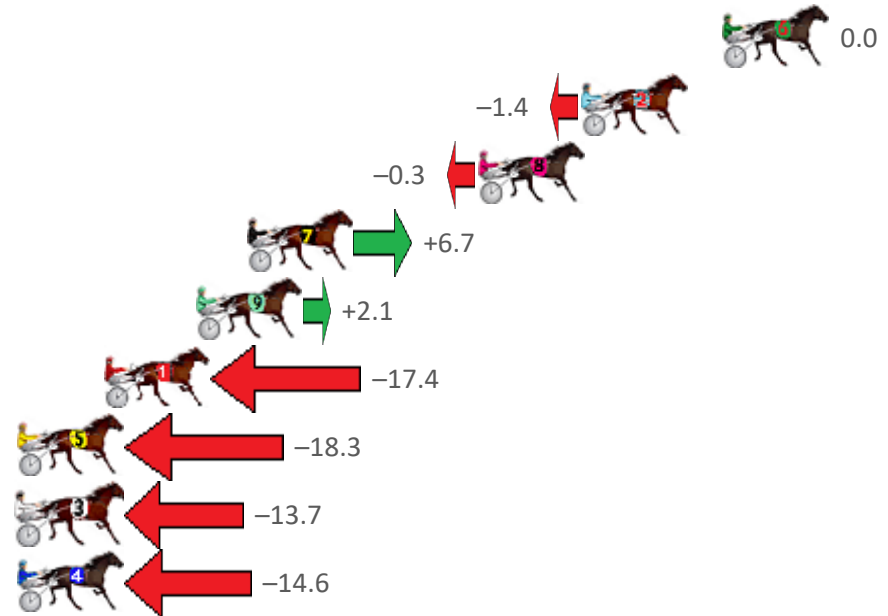
Albion Park Race 6 Distance 1660m

Tuesday, 26 October 2021

Gross Time: 1:59.10 MileRate: 1:55.40 LeadTime: 3.60s First Qtr: 28.50s Second Qtr: 29.20s Third Qtr: 28.90s Fourth Qtr: 28.90s

No Horse	Plc	Margin	Time	800Time (W)	400 Time (W)
6 ITZ CHEROKEE JACK	1	0.0m	1:59.10	57.80s (0)	28.90s (0)
2 SHEZ ALL STYLE	2	5.6m	1:59.52	57.90s (0)	28.96s (0)
8 COPPICE	3	9.7m	1:59.84	57.82s (0)	28.89s (0)
7 CASH QUEEN	4	18.9m	2:00.53	57.32s (0)	28.91s (1)
9 LIFEINHEAVEN	5	20.9m	2:00.69	57.65s (2)	29.09s (2)
1 OUR FRIEND	6	24.6m	2:00.97	59.05s (1)	29.91s (1)
5 PRINCE JOY	7	30.1m	2:01.38	59.11s (1)	30.09s (2)
3 NOT THE KINGSWOOD	8	31.1m	2:01.46	58.78s (1)	29.98s (0)
4 KASE	9	39.8m	2:02.12	58.85s (1)	29.53s (0)

Finish Position and metres gained from 800m



Sectionals
Powered by



Home of Australian Harness Sectionals

PJ HARNESS ANALYSER

+ RAW DATA + HORSE REPORTS + FREE FRIDAY FACEBOOK TIP



www.pjdata.com.au | admin@pjdata.com.au | www.facebook.com/PJHarnessRacing

The Racing Queensland Board (trading as Racing Queensland) and provider are not responsible for the completeness or accuracy of any of the information contained herein, and makes no representations about its suitability for any purpose.

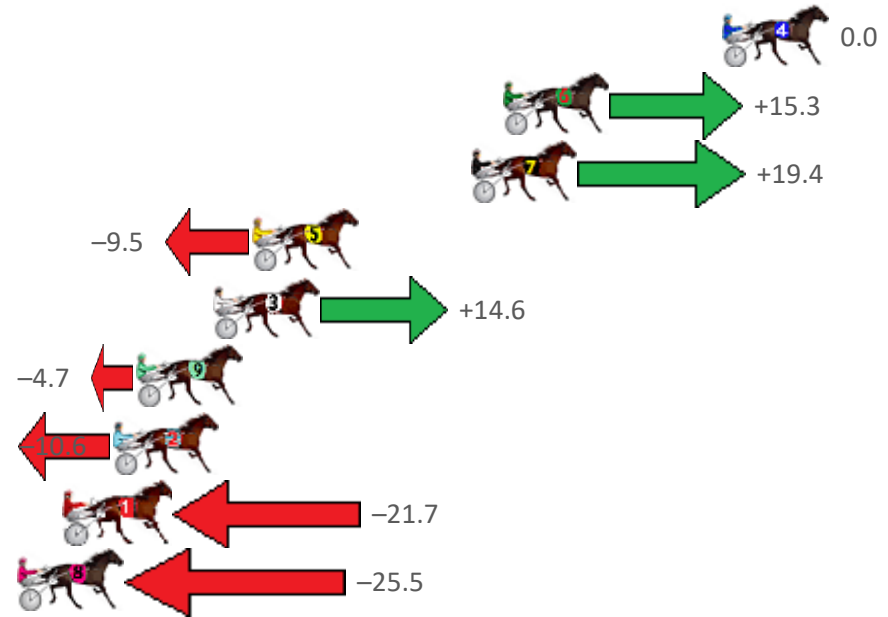
Albion Park Race 7 Distance 1660m

Tuesday, 26 October 2021

Gross Time: 1:59.60 MileRate: 1:55.90 LeadTime: 3.50s First Qtr: 28.10s Second Qtr: 31.10s Third Qtr: 28.30s Fourth Qtr: 28.60s

No Horse	Plc	Margin	Time	800Time (W)	400 Time (W)
4 BARIKA	1	0.0m	1:59.60	56.90s (0)	28.60s (0)
6 SO MUCH MORE	2	8.7m	2:00.25	55.82s (1)	28.07s (2)
7 SCOTCH EN ICE	3	10.0m	2:00.35	55.53s (1)	27.86s (1)
5 SUPERBON	4	18.7m	2:01.00	57.57s (1)	29.47s (1)
3 MAGGIE	5	20.2m	2:01.12	55.87s (1)	28.44s (2)
9 MOLLIESMARYELLE	6	23.3m	2:01.35	57.23s (1)	29.46s (2)
2 SHEZ GOT BLING	7	24.2m	2:01.42	57.65s (1)	29.98s (2)
1 HALF MOON BEACH	8	26.1m	2:01.56	58.43s (0)	29.92s (0)
8 PIPPA MAGUIRE	9	34.3m	2:02.18	58.70s (0)	30.26s (1)

Finish Position and metres gained from 800m



Sectionals
Powered by



Home of Australian Harness Sectionals
PJ HARNES ANALYSER

+ RAW DATA + HORSE REPORTS + FREE FRIDAY FACEBOOK TIP



www.pjdata.com.au | admin@pjdata.com.au | www.facebook.com/PJHarnessRacing

The Racing Queensland Board (trading as Racing Queensland) and provider are not responsible for the completeness or accuracy of any of the information contained herein, and makes no representations about its suitability for any purpose.

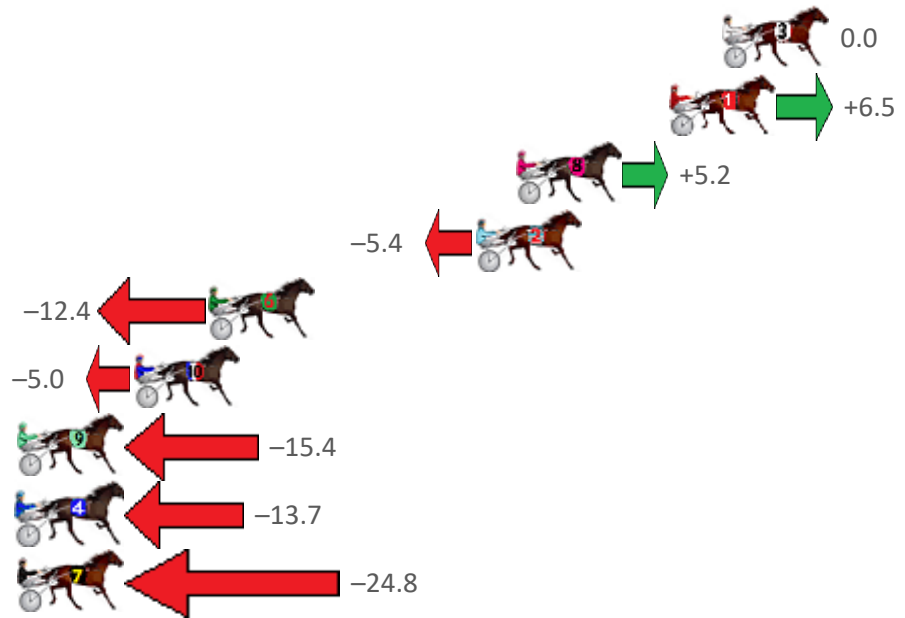
Albion Park Race 8 Distance 1660m

Tuesday, 26 October 2021

Gross Time: 2:00.60 MileRate: 1:56.90 LeadTime: 3.50s First Qtr: 29.00s Second Qtr: 30.90s Third Qtr: 28.40s Fourth Qtr: 28.80s

No Horse	Plc	Margin	Time	800Time (W)	400 Time (W)
3 BETTING ORIGIN	1	0.0m	2:00.60	57.20s (0)	28.80s (0)
1 O B LEGAL	2	2.1m	2:00.76	56.74s (0)	28.31s (0)
8 ILLBEWATCHING	3	8.2m	2:01.22	56.83s (0)	28.37s (0)
2 ARMA VEYRON	4	9.8m	2:01.34	57.58s (0)	29.17s (0)
6 NIKALONG HENRY	5	20.4m	2:02.14	58.08s (1)	29.90s (1)
10 DON HESTON	6	23.4m	2:02.37	57.56s (0)	29.07s (0)
9 NIFTY JOLT	7	28.2m	2:02.73	58.29s (1)	29.99s (1)
4 GO AWAY	8	31.1m	2:02.95	58.17s (1)	29.85s (1)
7 GINATIANO	9	35.0m	2:03.25	58.96s (2)	30.99s (2)

Finish Position and metres gained from 800m



Sectionals
Powered by



Home of Australian Harness Sectionals

PJ HARNES ANALYSER

+ RAW DATA + HORSE REPORTS + FREE FRIDAY FACEBOOK TIP



www.pjdata.com.au | admin@pjdata.com.au | www.facebook.com/PJHarnessRacing

The Racing Queensland Board (trading as Racing Queensland) and provider are not responsible for the completeness or accuracy of any of the information contained herein, and makes no representations about its suitability for any purpose.

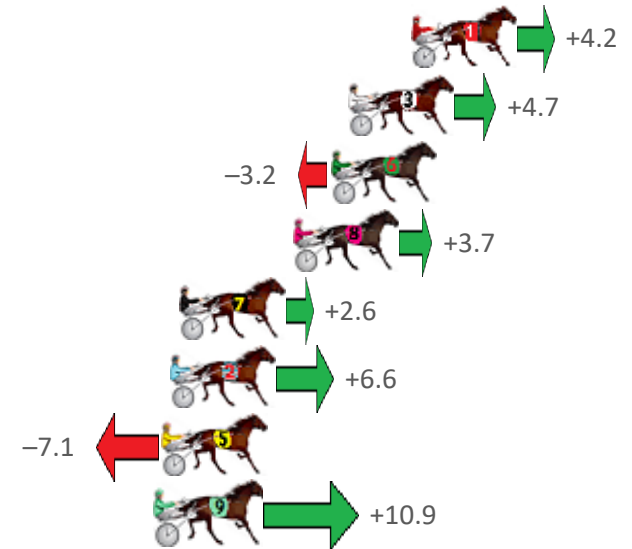
Albion Park Race 9 Distance 1660m

Tuesday, 26 October 2021

Gross Time: 2:00.00 MileRate: 1:56.40 LeadTime: 3.40s First Qtr: 27.80s Second Qtr: 32.20s Third Qtr: 28.20s Fourth Qtr: 28.40s

No Horse	Plc	Margin	Time	800Time (W)	400 Time (W)
1 RECIPE FOR DREAMING	1	0.0m	2:00.00	56.30s (0)	28.09s (0)
3 TORQUE ONETWOTHRE	2	2.5m	2:00.19	56.27s (1)	28.36s (2)
6 THERESACHANCE	3	3.2m	2:00.24	56.83s (0)	28.63s (0)
8 BLUE IVY	4	4.7m	2:00.35	56.34s (0)	28.10s (0)
7 CONVAIR HUSTLER	5	9.2m	2:00.69	56.42s (1)	28.40s (1)
2 LANCELOT BROMAC	6	9.6m	2:00.72	56.14s (1)	28.06s (1)
5 LORD DIGBY	7	9.9m	2:00.74	57.10s (1)	28.79s (1)
9 LADY AVANA	8	10.1m	2:00.75	55.83s (1)	28.45s (2)

Finish Position and metres gained from 800m



Sectionals
Powered by



Home of Australian Harness Sectionals

PJ HARNESS ANALYSER

+ RAW DATA + HORSE REPORTS + FREE FRIDAY FACEBOOK TIP



www.pjdata.com.au | admin@pjdata.com.au | www.facebook.com/PJHarnessRacing

The Racing Queensland Board (trading as Racing Queensland) and provider are not responsible for the completeness or accuracy of any of the information contained herein, and makes no representations about its suitability for any purpose.

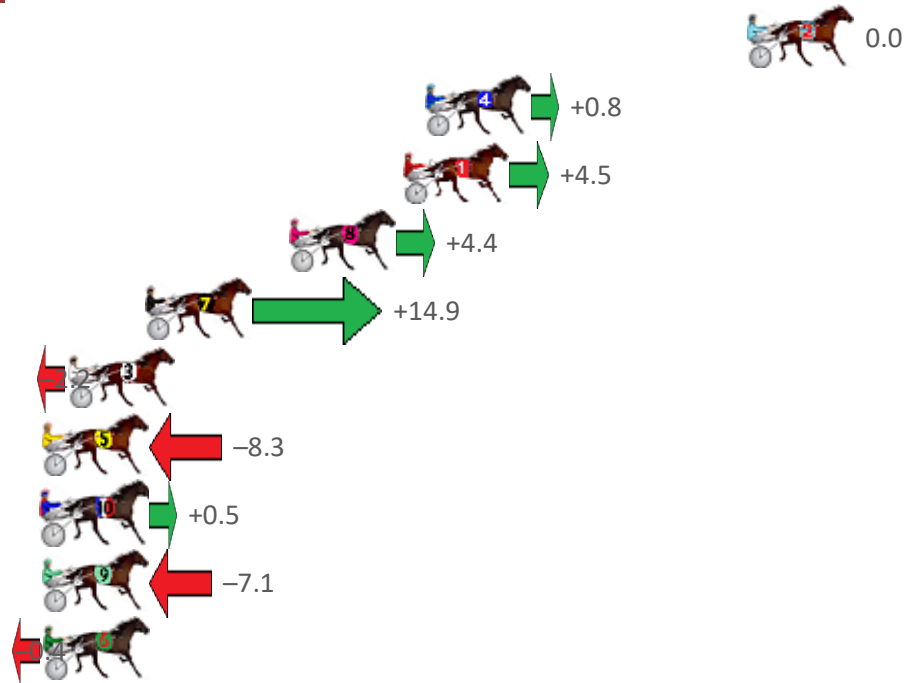
Albion Park Race 10 Distance 1660m

Tuesday, 26 October 2021

Gross Time: 1:56.70 MileRate: 1:53.10 LeadTime: 3.60s First Qtr: 26.70s Second Qtr: 29.40s Third Qtr: 27.60s Fourth Qtr: 29.40s

No Horse	Plc	Margin	Time	800Time (W)	400 Time (W)
2 AT WEST POINT	1	0.0m	1:56.70	57.00s (0)	29.40s (0)
4 OUR BONDI BEACH	2	12.8m	1:57.69	56.94s (0)	29.15s (0)
1 SO KOOL MASTER	3	13.7m	1:57.76	56.68s (0)	28.76s (0)
8 JUMPING JOLT	4	18.2m	1:58.10	56.69s (0)	28.77s (0)
7 WATCH PULP FICTION	5	23.9m	1:58.54	55.94s (1)	28.69s (2)
3 THE SHADY ONE	6	27.0m	1:58.78	57.16s (1)	29.05s (0)
5 JUMPING JACK JIMMY	7	28.7m	1:58.91	57.59s (1)	29.42s (1)
10 VINNY CHASE	8	29.1m	1:58.94	56.96s (2)	29.28s (3)
9 KINGOFTHESTARS	9	32.5m	1:59.21	57.50s (2)	29.67s (2)
6 BOHANNAN	10	35.0m	1:59.40	57.03s (2)	29.22s (3)

Finish Position and metres gained from 800m



Sectionals
Powered by



Home of Australian Harness Sectionals
PJ HARNESS ANALYSER

+ RAW DATA + HORSE REPORTS + FREE FRIDAY FACEBOOK TIP



www.pjdata.com.au | admin@pjdata.com.au | www.facebook.com/PJHarnessRacing

The Racing Queensland Board (trading as Racing Queensland) and provider are not responsible for the completeness or accuracy of any of the information contained herein, and makes no representations about its suitability for any purpose.