

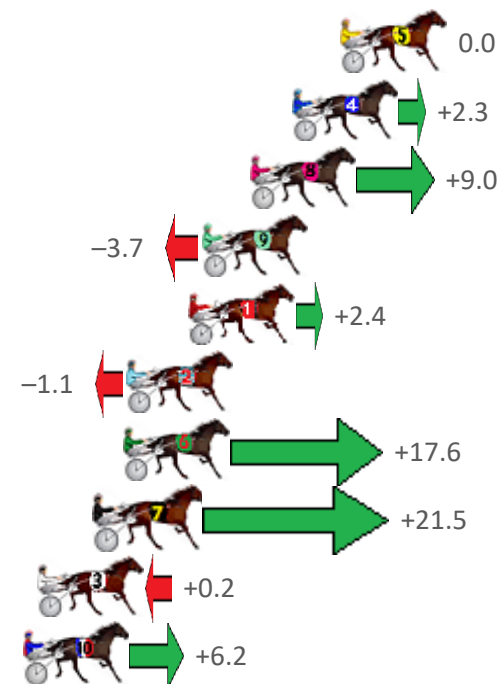
# Albion Park Race 1 Distance 1660m

Friday, 29 October 2021

Gross Time: 1:57.50 MileRate: 1:53.90 LeadTime: 3.40s First Qtr: 27.00s Second Qtr: 30.00s Third Qtr: 28.30s Fourth Qtr: 28.80s

No Horse	Plc	Margin	Time	800Time (W)	400 Time (W)
5 THE ROCKNROLL KING	1	0.0m	1:57.50	57.10s (0)	28.80s (0)
4 MISTER DIAMOND	2	1.9m	1:57.64	56.94s (0)	28.64s (0)
8 BELLA BALL TERROR	3	3.6m	1:57.77	56.46s (0)	28.11s (0)
9 EL GRAN SENOR	4	5.5m	1:57.92	57.36s (1)	29.01s (1)
1 COLONEL JOY	5	6.0m	1:57.95	56.93s (0)	28.63s (0)
2 IL MAXIMUS	6	8.5m	1:58.14	57.18s (1)	28.91s (1)
6 EL AGUILA	7	8.6m	1:58.15	55.85s (1)	28.16s (1)
7 KEAYANG MARVEN	8	9.7m	1:58.23	55.57s (1)	27.83s (1)
3 THE BANKER	9	12.0m	1:58.41	57.09s (1)	28.86s (1)
10 NOTORIOUS	10	12.6m	1:58.45	56.66s (1)	28.70s (2)

Finish Position and metres gained from 800m



Sectionals  
Powered by



Home of Australian Harness Sectionals

**PJ HARNES ANALYSER**

+ RAW DATA + HORSE REPORTS + FREE FRIDAY FACEBOOK TIP



[www.pjdata.com.au](http://www.pjdata.com.au) | [admin@pjdata.com.au](mailto:admin@pjdata.com.au) | [www.facebook.com/PJHarnessRacing](https://www.facebook.com/PJHarnessRacing)

The Racing Queensland Board (trading as Racing Queensland) and provider are not responsible for the completeness or accuracy of any of the information contained herein, and makes no representations about its suitability for any purpose.

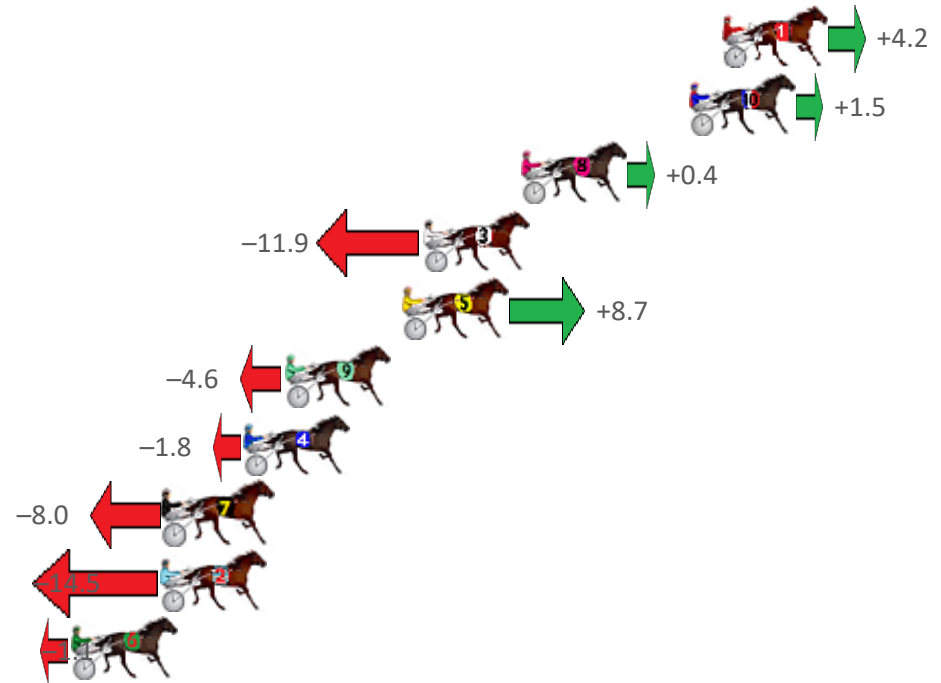
# Albion Park Race 2 Distance 2138m

Friday, 29 October 2021

Gross Time: 2:35.20 MileRate: 1:56.90 LeadTime: 38.60s First Qtr: 29.80s Second Qtr: 30.00s Third Qtr: 28.50s Fourth Qtr: 28.30s

No Horse	Plc	Margin	Time	800Time (W)	400 Time (W)
1 DESPONDENT	1	0.0m	2:35.20	56.50s (0)	27.99s (0)
10 LOVE YOUR WORK	2	1.3m	2:35.30	56.69s (1)	28.29s (1)
8 THE IRISH EAGLE	3	8.0m	2:35.79	56.77s (0)	28.24s (0)
3 REMEMBER ME NOW	4	11.9m	2:36.08	57.64s (0)	29.14s (0)
5 PHILANDERING CHEF	5	12.7m	2:36.14	56.19s (1)	27.86s (1)
9 NO DOUBT	6	17.4m	2:36.49	57.12s (1)	28.69s (2)
4 PEPPA BLISS	7	19.0m	2:36.61	56.93s (1)	29.14s (2)
7 GOING FOR GOLD	8	22.2m	2:36.85	57.36s (0)	28.85s (1)
2 CARLOS BROMAC	9	22.3m	2:36.86	57.82s (1)	29.22s (1)
6 TEARAWAY DIAMOND	10	25.9m	2:37.13	56.88s (2)	28.84s (2)

Finish Position and metres gained from 800m



Sectionals  
Powered by



Home of Australian Harness Sectionals  
**PJ HARNESS ANALYSER**

+ RAW DATA + HORSE REPORTS + FREE FRIDAY FACEBOOK TIP



[www.pjdata.com.au](http://www.pjdata.com.au) | [admin@pjdata.com.au](mailto:admin@pjdata.com.au) | [www.facebook.com/PJHarnessRacing](https://www.facebook.com/PJHarnessRacing)

The Racing Queensland Board (trading as Racing Queensland) and provider are not responsible for the completeness or accuracy of any of the information contained herein, and makes no representations about its suitability for any purpose.


# Albion Park Race 3 Distance 2138m

Friday, 29 October 2021

Gross Time: 2:34.90 MileRate: 1:56.60 LeadTime: 37.10s First Qtr: 30.90s Second Qtr: 31.00s Third Qtr: 27.90s Fourth Qtr: 28.00s

No Horse	Plc	Margin	Time	800Time (W)	400 Time (W)
7 ITALIAN LAD	1	0.0m	2:34.90	55.90s (0)	28.00s (0)
1 SAVING MAJOR PERCY	2	0.5m	2:34.94	55.62s (0)	27.71s (0)
4 CAPTAIN NEMO	2	0.5m	2:34.94	55.84s (1)	27.99s (1)
8 EXPLICIT CASTLE	4	5.2m	2:35.28	55.64s (0)	27.75s (0)
10 ROCKNROLL CLASSIC	5	8.7m	2:35.54	55.77s (1)	28.05s (2)
3 VOUCHERS	6	10.5m	2:35.67	56.20s (1)	28.36s (1)
9 OUR BALOU	7	13.5m	2:35.89	55.55s (0)	27.88s (0)
11 SOME EXCUSESOMEW	8	14.5m	2:35.97	55.87s (1)	28.02s (2)
2 EH EF EL	9	17.5m	2:36.19	56.18s (0)	28.42s (1)
6 GOONLY	10	19.2m	2:36.31	55.62s (0)	27.89s (0)
5 KATAMACH	11	22.6m	2:36.56	56.07s (1)	28.26s (1)

Finish Position and metres gained from 800m



Sectionals  
Powered by



Home of Australian Harness Sectionals  
**PJ HARNESS ANALYSER**

+ RAW DATA + HORSE REPORTS + FREE FRIDAY FACEBOOK TIP



[www.pjdata.com.au](http://www.pjdata.com.au) | [admin@pjdata.com.au](mailto:admin@pjdata.com.au) | [www.facebook.com/PJHarnessRacing](https://www.facebook.com/PJHarnessRacing)

The Racing Queensland Board (trading as Racing Queensland) and provider are not responsible for the completeness or accuracy of any of the information contained herein, and makes no representations about its suitability for any purpose.

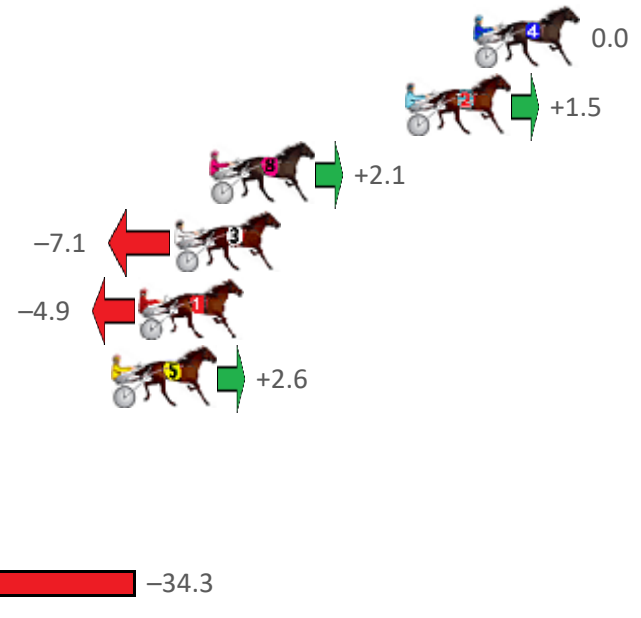
# Albion Park Race 4 Distance 1660m

Friday, 29 October 2021

Gross Time: 1:58.80 MileRate: 1:55.10 LeadTime: 3.70s First Qtr: 28.00s Second Qtr: 30.40s Third Qtr: 29.20s Fourth Qtr: 27.50s

No Horse	Plc	Margin	Time	800Time (W)	400 Time (W)
4 TEDDY DISCO	1	0.0m	1:58.80	56.70s (0)	27.50s (0)
2 A WHOLE LOTTA ROSIE	2	2.7m	1:59.00	56.59s (0)	27.38s (0)
8 COULDNTMISAFALCON	3	10.5m	1:59.56	56.55s (0)	27.30s (0)
3 LAVAZZA	4	11.9m	1:59.66	57.20s (1)	28.08s (1)
1 GOALKICKER	5	13.3m	1:59.76	57.05s (0)	27.78s (0)
5 CATCH PHRASE	6	14.4m	1:59.84	56.52s (0)	27.24s (0)
6 LORIMER LADY	7	25.9m	2:00.67	57.37s (1)	28.09s (1)
7 DONNY JONES	8	26.9m	2:00.75	57.07s (0)	27.81s (1)
10 PHILADELPHIA FREEDO	9	46.5m	2:02.16	59.12s (1)	29.79s (1)

Finish Position and metres gained from 800m



Sectionals  
Powered by



Home of Australian Harness Sectionals  
**PJ HARNESS ANALYSER**

+ RAW DATA + HORSE REPORTS + FREE FRIDAY FACEBOOK TIP



[www.pjdata.com.au](http://www.pjdata.com.au) | [admin@pjdata.com.au](mailto:admin@pjdata.com.au) | [www.facebook.com/PJHarnessRacing](https://www.facebook.com/PJHarnessRacing)

The Racing Queensland Board (trading as Racing Queensland) and provider are not responsible for the completeness or accuracy of any of the information contained herein, and makes no representations about its suitability for any purpose.

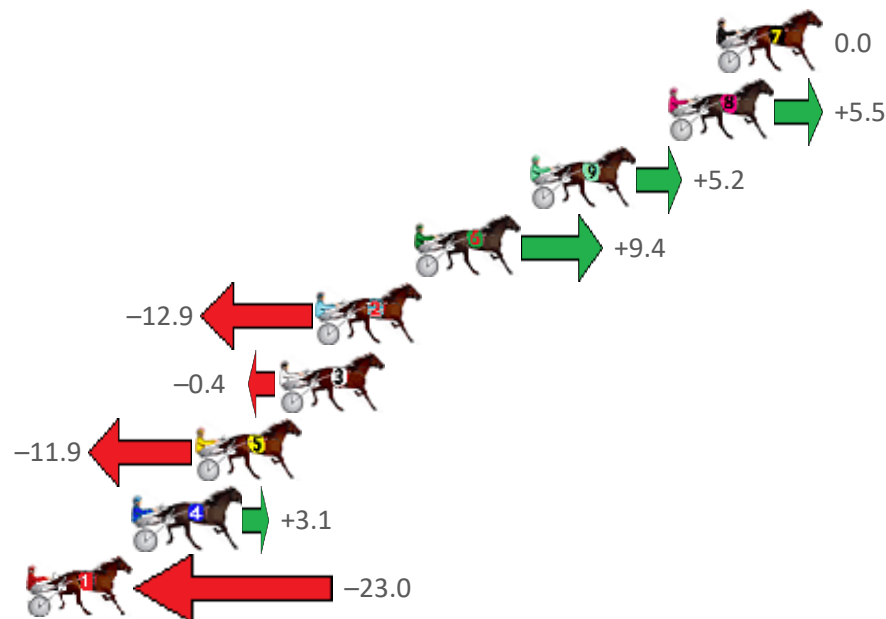
# Albion Park Race 5 Distance 2138m

Friday, 29 October 2021

Gross Time: 2:38.70 MileRate: 1:59.50 LeadTime: 38.90s First Qtr: 32.00s Second Qtr: 30.00s Third Qtr: 28.80s Fourth Qtr: 29.00s

No Horse	Plc	Margin	Time	800Time (W)	400 Time (W)
7 SENSE OF OCCASION	1	0.0m	2:38.70	57.80s (0)	29.00s (0)
8 GUY LOOKS GOOD	2	1.9m	2:38.84	57.40s (1)	28.76s (1)
9 VIEWBYTHEROCK	3	7.4m	2:39.26	57.43s (1)	28.78s (1)
6 BUSTN FEELZ GOOD	4	12.0m	2:39.61	57.12s (1)	28.42s (1)
2 ARCHILLES	5	15.9m	2:39.91	58.73s (1)	30.07s (1)
3 ALTANA BLUE	6	17.4m	2:40.02	57.83s (1)	29.14s (1)
5 LA PISTOLA	7	20.7m	2:40.28	58.65s (0)	29.63s (0)
4 MAYWYN A JUG ORTW	8	23.1m	2:40.46	57.58s (1)	28.82s (1)
1 JET FORCE	9	27.4m	2:40.78	59.45s (0)	30.43s (0)

Finish Position and metres gained from 800m



Sectionals  
Powered by



Home of Australian Harness Sectionals

PJ HARNESS ANALYSER

+ RAW DATA + HORSE REPORTS + FREE FRIDAY FACEBOOK TIP



www.pjdata.com.au | admin@pjdata.com.au | www.facebook.com/PJHarnessRacing

The Racing Queensland Board (trading as Racing Queensland) and provider are not responsible for the completeness or accuracy of any of the information contained herein, and makes no representations about its suitability for any purpose.

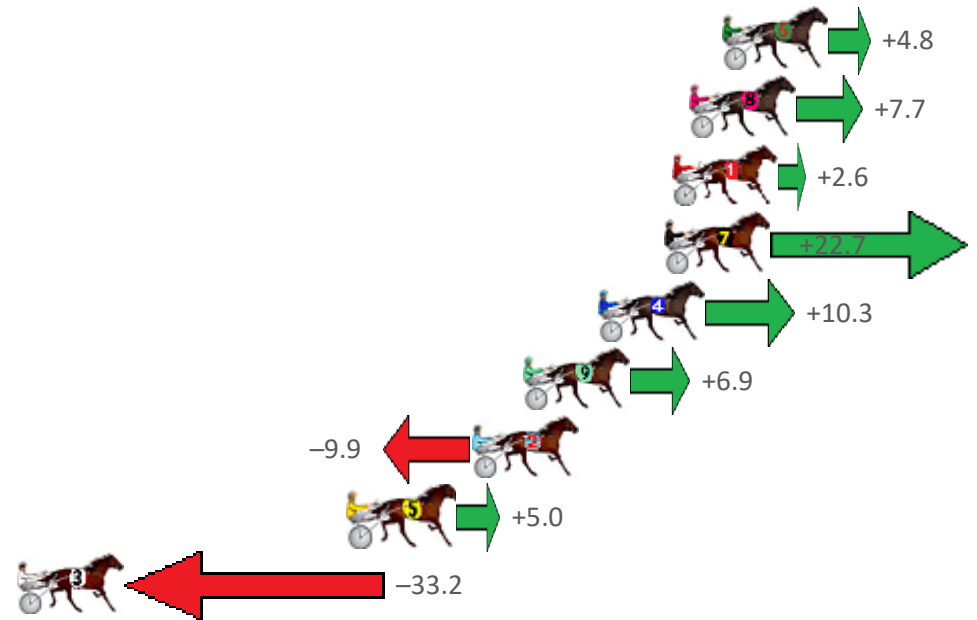
# Albion Park Race 6 Distance 1660m

Friday, 29 October 2021

Gross Time: 1:59.70 MileRate: 1:56.00 LeadTime: 3.40s First Qtr: 28.10s Second Qtr: 29.60s Third Qtr: 29.00s Fourth Qtr: 29.60s

No Horse	Plc	Margin	Time	800Time (W)	400 Time (W)
6 ROCKSLIDE	1	0.0m	1:59.70	58.25s (1)	29.59s (1)
8 FEEL THE THUNDER	2	1.3m	1:59.80	58.04s (0)	29.02s (0)
1 WESTERN SHOWGIRL	3	2.0m	1:59.86	58.41s (0)	29.39s (0)
7 ROCKINDOWNUNDER	4	2.3m	1:59.88	56.95s (1)	28.83s (2)
4 RING THE TILL	5	4.9m	2:00.08	57.85s (0)	28.95s (0)
9 SKIPPYS DELIGHT	6	7.9m	2:00.31	58.10s (1)	29.90s (2)
2 PRESS STATEMENT	7	9.9m	2:00.47	59.32s (0)	30.33s (0)
5 ROCKNHOLME	8	14.8m	2:00.85	58.24s (1)	30.06s (2)
3 ROUSEY	9	42.8m	2:03.02	61.02s (1)	31.70s (1)

Finish Position and metres gained from 800m



Sectionals  
Powered by



Home of Australian Harness Sectionals  
**PJ HARNES ANALYSER**

+ RAW DATA + HORSE REPORTS + FREE FRIDAY FACEBOOK TIP



www.pjdata.com.au | admin@pjdata.com.au | www.facebook.com/PJHarnessRacing

The Racing Queensland Board (trading as Racing Queensland) and provider are not responsible for the completeness or accuracy of any of the information contained herein, and makes no representations about its suitability for any purpose.

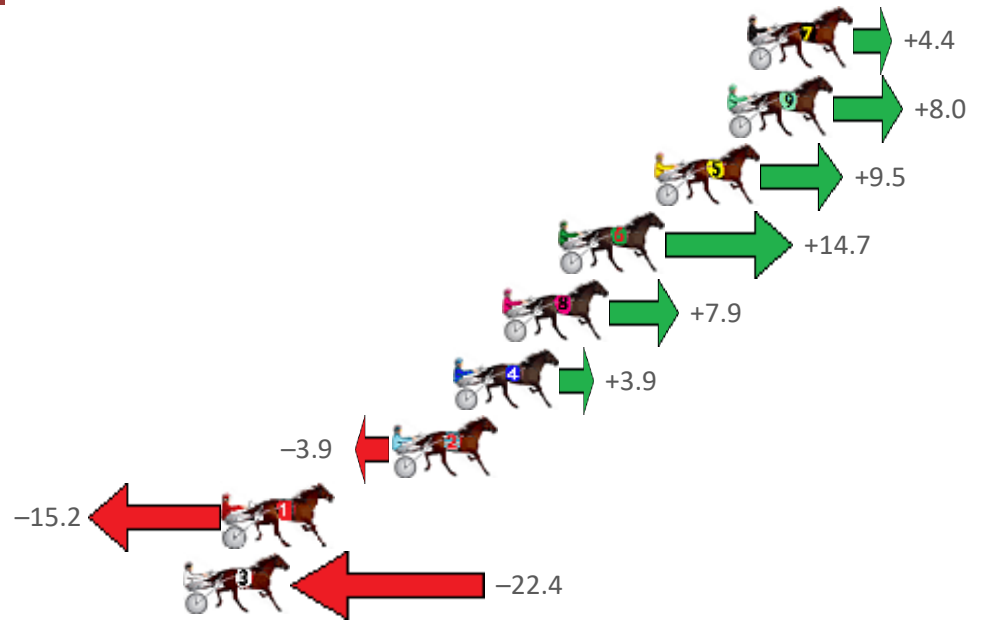
# Albion Park Race 7 Distance 2138m

Friday, 29 October 2021

Gross Time: 2:42.90 MileRate: 2:02.60 LeadTime: 41.30s First Qtr: 32.50s Second Qtr: 30.90s Third Qtr: 29.40s Fourth Qtr: 28.80s

No Horse	Plc	Margin	Time	800Time (W)	400 Time (W)
7 TRUE STEPPER	1	0.0m	2:42.90	57.88s (1)	28.79s (1)
9 FORTES IN FIDE	2	0.8m	2:42.96	57.62s (1)	28.53s (1)
5 CIRCLE LINE	3	3.7m	2:43.18	57.51s (1)	28.43s (1)
6 BUKTHSYSTEM	4	7.5m	2:43.47	57.14s (1)	28.79s (2)
8 SHEREACTS	5	9.7m	2:43.63	57.63s (1)	28.66s (2)
4 GO AWAY	6	11.7m	2:43.78	57.92s (0)	28.64s (0)
2 GO JO JOLT	7	14.1m	2:43.97	58.48s (0)	29.17s (0)
1 SIR SEMPER FIDELIS	8	20.8m	2:44.47	59.30s (0)	29.95s (0)
3 JOY MAKER	9	22.4m	2:44.59	59.82s (0)	30.40s (0)

Finish Position and metres gained from 800m



Sectionals  
Powered by



Home of Australian Harness Sectionals  
**PJ HARNES ANALYSER**

+ RAW DATA + HORSE REPORTS + FREE FRIDAY FACEBOOK TIP



[www.pjdata.com.au](http://www.pjdata.com.au) | [admin@pjdata.com.au](mailto:admin@pjdata.com.au) | [www.facebook.com/PJHarnessRacing](https://www.facebook.com/PJHarnessRacing)

The Racing Queensland Board (trading as Racing Queensland) and provider are not responsible for the completeness or accuracy of any of the information contained herein, and makes no representations about its suitability for any purpose.

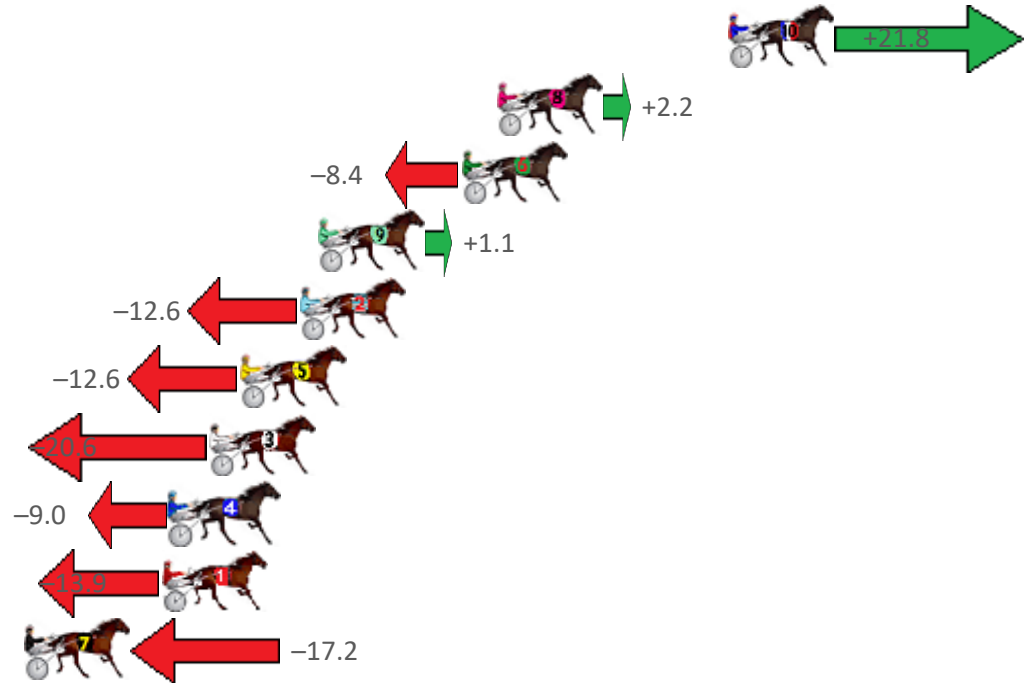
# Albion Park Race 8 Distance 1660m

Friday, 29 October 2021

Gross Time: 2:01.30 MileRate: 1:57.60 LeadTime: 3.60s First Qtr: 27.60s Second Qtr: 31.60s Third Qtr: 28.80s Fourth Qtr: 29.70s

No Horse	Plc	Margin	Time	800Time (W)	400 Time (W)
10 SPEED OF SOUND	1	0.0m	2:01.30	56.91s (1)	28.95s (2)
8 LITTLEDEE	2	9.2m	2:02.02	58.34s (1)	29.95s (2)
6 WOODLANDS WONDER	3	10.6m	2:02.13	59.11s (1)	30.48s (1)
9 STEEVEN	4	16.3m	2:02.57	58.42s (1)	30.05s (1)
2 KOOKABURRAPRINCESS	5	17.0m	2:02.62	59.42s (0)	30.39s (0)
5 BEEF CITY STARZZZ	6	19.4m	2:02.81	59.42s (1)	30.62s (1)
3 TORQUE TO THE MAX	7	20.6m	2:02.90	60.00s (0)	30.97s (0)
4 BRISKET	8	22.2m	2:03.03	59.15s (0)	30.13s (1)
1 CHEYENNE AUTUMN	9	22.5m	2:03.05	59.51s (0)	30.48s (0)
7 COUNTRY RUN	10	37.4m	2:04.21	59.75s (0)	30.90s (1)

Finish Position and metres gained from 800m



Sectionals  
Powered by



Home of Australian Harness Sectionals

**PJ HARNESS ANALYSER**

+ RAW DATA + HORSE REPORTS + FREE FRIDAY FACEBOOK TIP



[www.pjdata.com.au](http://www.pjdata.com.au) | [admin@pjdata.com.au](mailto:admin@pjdata.com.au) | [www.facebook.com/PJHarnessRacing](https://www.facebook.com/PJHarnessRacing)

The Racing Queensland Board (trading as Racing Queensland) and provider are not responsible for the completeness or accuracy of any of the information contained herein, and makes no representations about its suitability for any purpose.



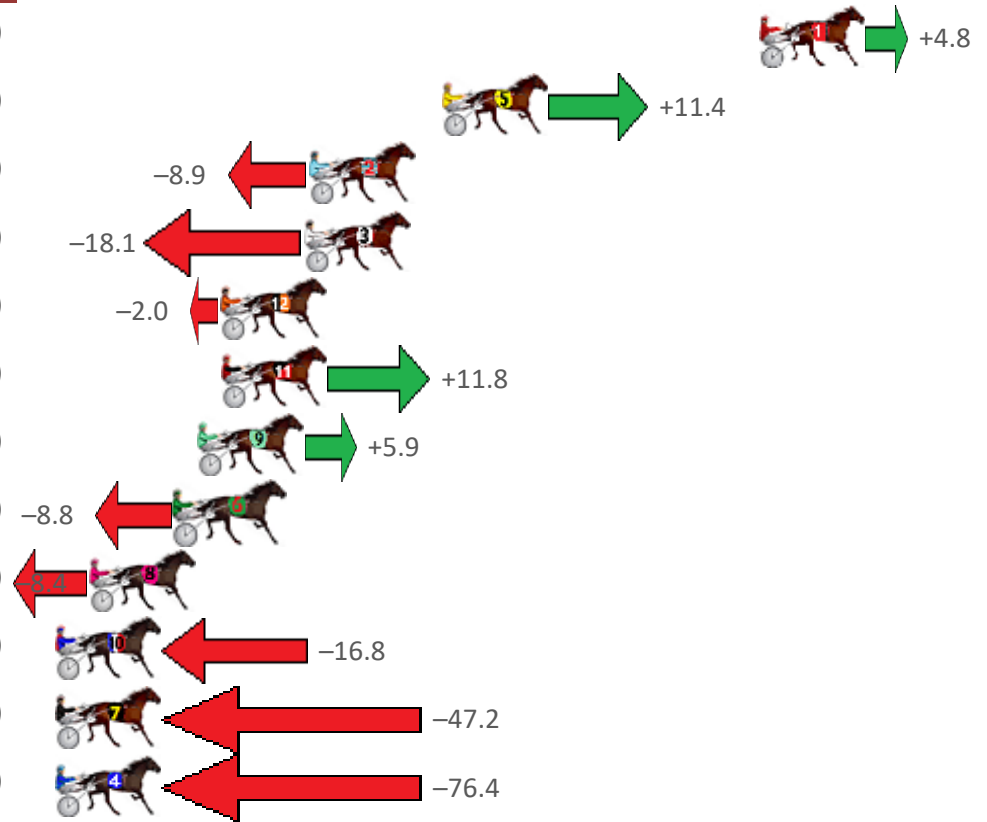
# Albion Park Race 9 Distance 2138m

Friday, 29 October 2021

Gross Time: 2:42.60 MileRate: 2:02.40 LeadTime: 41.50s First Qtr: 31.80s Second Qtr: 30.00s Third Qtr: 30.70s Fourth Qtr: 28.60s

No Horse	Plc	Margin	Time	800Time (W)	400 Time (W)
1 MAJESTIC HARRY	1	0.0m	2:42.60	58.95s (0)	28.32s (1)
5 PRINCESS FAITH	2	12.6m	2:43.55	58.46s (1)	28.50s (2)
2 DOWN UNDER RORS	3	17.9m	2:43.94	59.96s (0)	29.32s (0)
3 ROSEHILL MAGIC	4	18.1m	2:43.96	60.63s (0)	29.89s (0)
12 MATATOKI	5	21.4m	2:44.21	59.45s (1)	29.57s (2)
11 VAN SANK	6	21.4m	2:44.21	58.43s (1)	28.42s (2)
9 FATHER CHRISTMAS	7	22.3m	2:44.27	58.87s (1)	28.82s (2)
6 MELPARK MAGIC	8	23.2m	2:44.34	59.95s (0)	29.25s (0)
8 IVEGOTBILLS	9	26.6m	2:44.60	59.92s (2)	28.42s (0)
10 JANSSON	10	31.2m	2:44.94	60.54s (1)	30.12s (1)
7 IM THE COMMANDO	11	70.6m	2:47.90	62.78s (3)	30.06s (0)
4 CHASING GREAT	12	156.4m	2:54.35	64.93s (0)	31.19s (0)

Finish Position and metres gained from 800m



Sectionals  
Powered by



Home of Australian Harness Sectionals  
**PJ HARNESS ANALYSER**

+ RAW DATA + HORSE REPORTS + FREE FRIDAY FACEBOOK TIP



[www.pjdata.com.au](http://www.pjdata.com.au) | [admin@pjdata.com.au](mailto:admin@pjdata.com.au) | [www.facebook.com/PJHarnessRacing](https://www.facebook.com/PJHarnessRacing)

The Racing Queensland Board (trading as Racing Queensland) and provider are not responsible for the completeness or accuracy of any of the information contained herein, and makes no representations about its suitability for any purpose.

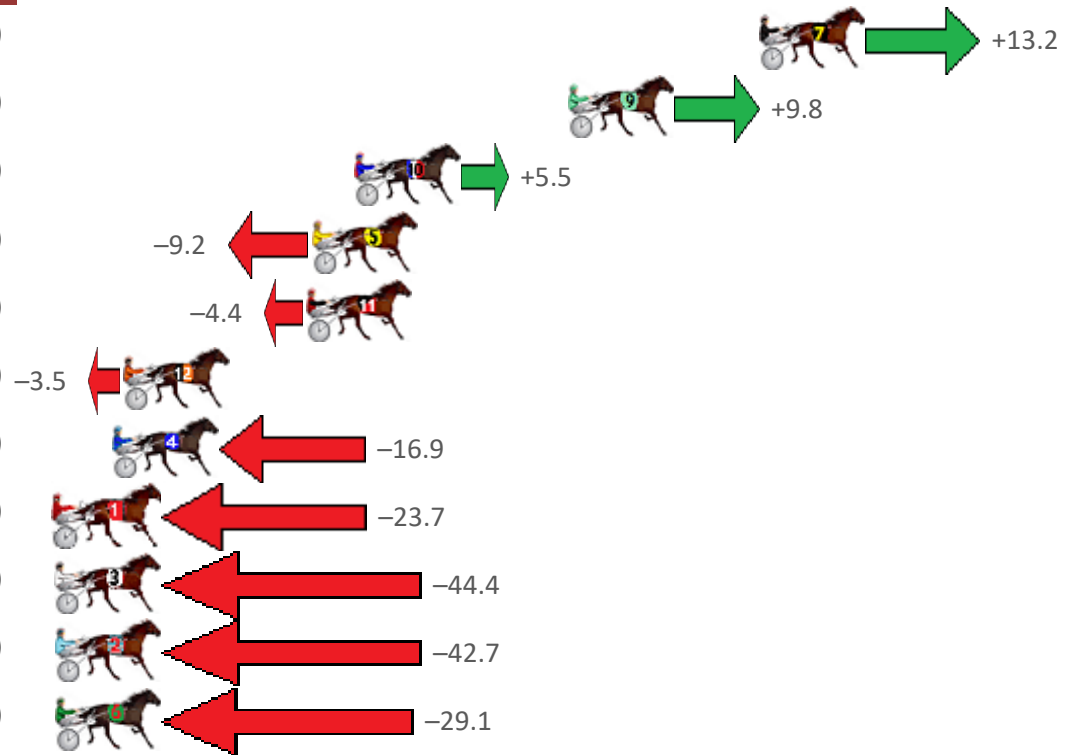
# Albion Park Race 10 Distance 2138m

Friday, 29 October 2021

Gross Time: 2:45.30 MileRate: 2:03.80 LeadTime: 42.90s First Qtr: 30.90s Second Qtr: 31.80s Third Qtr: 29.90s Fourth Qtr: 29.80s

No Horse	Plc	Margin	Time	800Time (W)	400 Time (W)
7 THE NIGHT KING	1	0.0m	2:45.30	58.72s (1)	29.80s (2)
9 MAJESTIC SPEED	2	7.6m	2:45.89	58.97s (1)	30.01s (2)
10 BOURBONONTHEROCK	3	16.1m	2:46.56	59.29s (1)	30.21s (3)
5 JUST CALL ME MOLLY	4	17.8m	2:46.69	60.38s (1)	30.84s (1)
11 SHEGOTSASS	5	18.0m	2:46.71	60.03s (0)	30.47s (2)
12 CARNERA	6	25.3m	2:47.28	59.96s (0)	30.53s (2)
4 NORAHS FLING	7	25.7m	2:47.31	60.95s (0)	30.64s (0)
1 KAPAI	8	28.1m	2:47.49	61.46s (0)	31.19s (0)
3 MISTER CHISHOLM	9	44.4m	2:48.77	62.99s (0)	32.70s (0)
2 SPIDERS DEVIL	10	46.5m	2:48.93	62.87s (1)	32.64s (1)
6 ROCKET NOVA	11	55.3m	2:49.62	61.86s (1)	32.13s (1)

Finish Position and metres gained from 800m



Sectionals  
Powered by



Home of Australian Harness Sectionals

**PJ HARNES ANALYSER**

+ RAW DATA + HORSE REPORTS + FREE FRIDAY FACEBOOK TIP



www.pjdata.com.au | admin@pjdata.com.au | www.facebook.com/PJHarnessRacing

The Racing Queensland Board (trading as Racing Queensland) and provider are not responsible for the completeness or accuracy of any of the information contained herein, and makes no representations about its suitability for any purpose.