

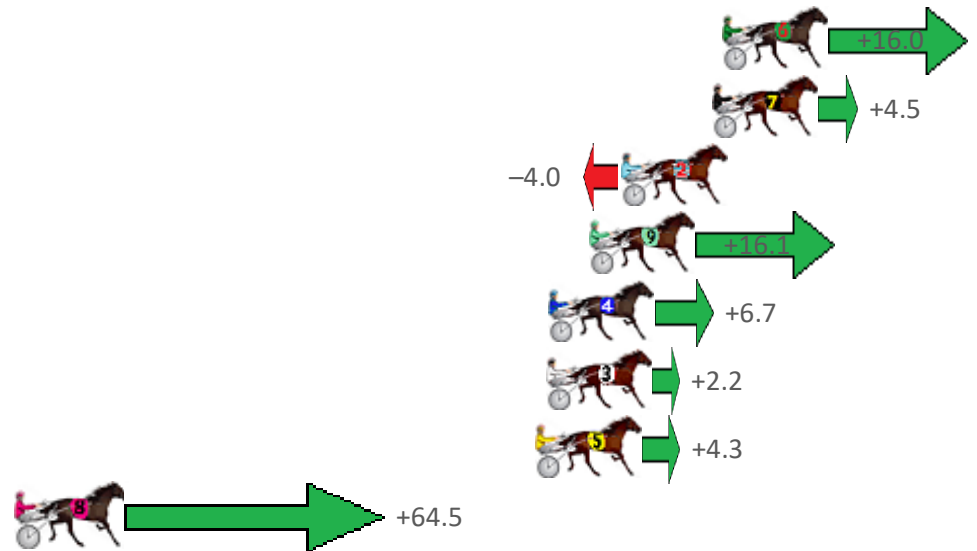
Albion Park Race 1 Distance 2647m

Tuesday, 23 November 2021

Gross Time: 3:23.40 MileRate: 2:03.20 LeadTime: 82.40s First Qtr: 30.00s Second Qtr: 31.60s Third Qtr: 29.70s Fourth Qtr: 29.70s

No Horse	Plc	Margin	Time	800Time (W)	400 Time (W)
6 DOWN UNDER RORS	1	0.0m	3:23.40	58.22s (1)	29.22s (1)
7 JANSSON	2	0.4m	3:23.43	59.07s (0)	29.41s (0)
2 THE NIGHT KING	3	4.0m	3:23.71	59.71s (0)	30.01s (0)
9 PRINCESS FAITH	4	5.3m	3:23.81	58.23s (1)	29.31s (1)
4 AURORA	5	6.9m	3:23.94	58.94s (0)	29.28s (0)
3 GREAT FANTASY	6	7.0m	3:23.94	59.26s (0)	29.60s (0)
5 CHASING GREAT	7	7.4m	3:23.98	59.12s (1)	30.16s (1)
8 HELLO JOLENE JOLENE	8	38.2m	3:26.37	54.79s (0)	23.80s (0)

Finish Position and metres gained from 800m



Sectionals
Powered by



Home of Australian Harness Sectionals

PJ HARNESS ANALYSER

+ RAW DATA + HORSE REPORTS + FREE FRIDAY FACEBOOK TIP



www.pjdata.com.au | admin@pjdata.com.au | www.facebook.com/PJHarnessRacing

The Racing Queensland Board (trading as Racing Queensland) and provider are not responsible for the completeness or accuracy of any of the information contained herein, and makes no representations about its suitability for any purpose.

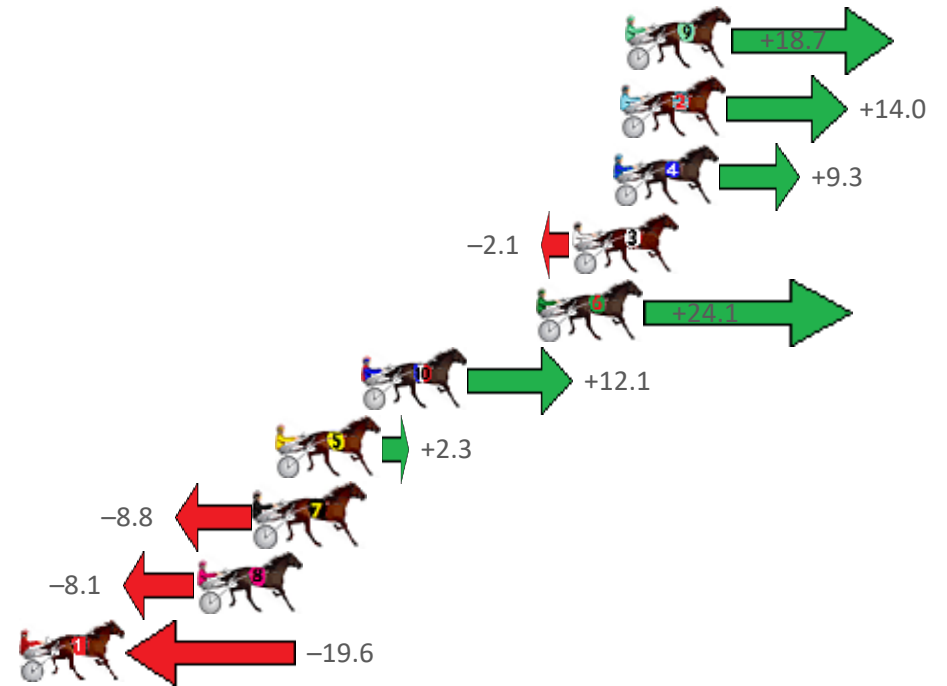
Albion Park Race 2 Distance 1660m

Tuesday, 23 November 2021

Gross Time: 2:00.30 MileRate: 1:56.70 LeadTime: 3.30s First Qtr: 27.00s Second Qtr: 30.40s Third Qtr: 28.90s Fourth Qtr: 30.70s

No Horse	Plc	Margin	Time	800Time (W)	400 Time (W)
9 WHATELEY	1	0.0m	2:00.30	58.26s (1)	30.02s (2)
2 AUNTY EMILY	2	0.2m	2:00.32	58.60s (1)	30.24s (1)
4 BRISKET	3	0.5m	2:00.34	58.94s (1)	30.54s (2)
3 FREMARKSINDI	4	2.1m	2:00.47	59.77s (0)	30.87s (0)
6 DOOLITTLE DEXTER	5	3.5m	2:00.58	57.90s (1)	29.58s (0)
10 MELTON INSULTED	6	10.5m	2:01.14	58.82s (1)	30.50s (2)
5 STEEVEN	7	13.9m	2:01.42	59.56s (0)	31.02s (1)
7 STUDLEIGH WILL	8	14.7m	2:01.48	60.36s (1)	31.72s (1)
8 JANG PEL	9	17.0m	2:01.67	60.33s (0)	31.27s (0)
1 PATCHWORK JET	10	24.1m	2:02.24	61.22s (0)	32.16s (0)

Finish Position and metres gained from 800m



Sectionals
Powered by



Home of Australian Harness Sectionals
PJ HARNESS ANALYSER

+ RAW DATA + HORSE REPORTS + FREE FRIDAY FACEBOOK TIP



www.pjdata.com.au | admin@pjdata.com.au | www.facebook.com/PJHarnessRacing

The Racing Queensland Board (trading as Racing Queensland) and provider are not responsible for the completeness or accuracy of any of the information contained herein, and makes no representations about its suitability for any purpose.

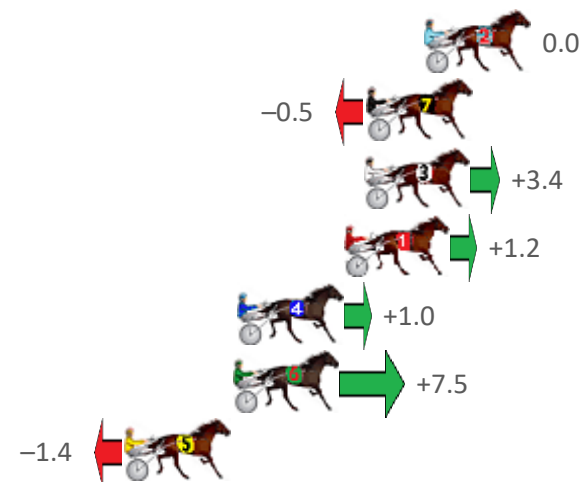
Albion Park Race 3 Distance 2138m

Tuesday, 23 November 2021

Gross Time: 2:34.50 MileRate: 1:56.30 LeadTime: 38.30s First Qtr: 30.30s Second Qtr: 29.80s Third Qtr: 27.70s Fourth Qtr: 28.40s

No Horse	Plc	Margin	Time	800Time (W)	400 Time (W)
2 MOHS EM DOWN	1	0.0m	2:34.50	56.10s (0)	28.40s (0)
7 HANDSOME HERO	2	2.3m	2:34.67	56.15s (1)	28.45s (1)
3 KEAYANG MARVEN	3	2.4m	2:34.68	55.88s (1)	28.14s (1)
1 JUMPING JOLT	4	3.2m	2:34.74	56.04s (0)	28.36s (0)
4 AT WEST POINT	5	7.4m	2:35.05	56.07s (0)	28.39s (0)
6 LOMBO HEAVEN	6	7.6m	2:35.07	55.63s (1)	28.17s (2)
5 MAJOR GENERALJUJON	7	11.9m	2:35.39	56.27s (1)	28.37s (1)

Finish Position and metres gained from 800m



Sectionals
Powered by



Home of Australian Harness Sectionals

PJ HARNESS ANALYSER

+ RAW DATA + HORSE REPORTS + FREE FRIDAY FACEBOOK TIP



www.pjdata.com.au | admin@pjdata.com.au | www.facebook.com/PJHarnessRacing

The Racing Queensland Board (trading as Racing Queensland) and provider are not responsible for the completeness or accuracy of any of the information contained herein, and makes no representations about its suitability for any purpose.


Albion Park Race 4 Distance 1660m

Tuesday, 23 November 2021

Gross Time: 1:56.10 MileRate: 1:52.50 LeadTime: 3.40s First Qtr: 27.60s Second Qtr: 28.60s Third Qtr: 27.10s Fourth Qtr: 29.40s

No Horse	Plc	Margin	Time	800Time (W)	400 Time (W)
1 HARPS	1	0.0m	1:56.10	56.50s (0)	29.40s (0)
2 THE SHADY ONE	2	2.7m	1:56.31	56.39s (0)	29.21s (0)
7 SABRAGE	3	22.6m	1:57.84	57.60s (0)	30.30s (0)
3 KINGOFTHESTARS	4	24.1m	1:57.96	57.40s (0)	29.34s (0)
4 BEE GEES BANDIT	5	26.6m	1:58.15	57.61s (1)	29.85s (0)
6 TULHURST ACE	6	39.8m	1:59.17	58.31s (1)	30.35s (1)
5 BOHANNAN	7	108.8m	2:04.49	59.53s (0)	31.25s (0)

Finish Position and metres gained from 800m



Sectionals
Powered by



Home of Australian Harness Sectionals

PJ HARNESS ANALYSER

+ RAW DATA + HORSE REPORTS + FREE FRIDAY FACEBOOK TIP



www.pjdata.com.au | admin@pjdata.com.au | www.facebook.com/PJHarnessRacing

The Racing Queensland Board (trading as Racing Queensland) and provider are not responsible for the completeness or accuracy of any of the information contained herein, and makes no representations about its suitability for any purpose.

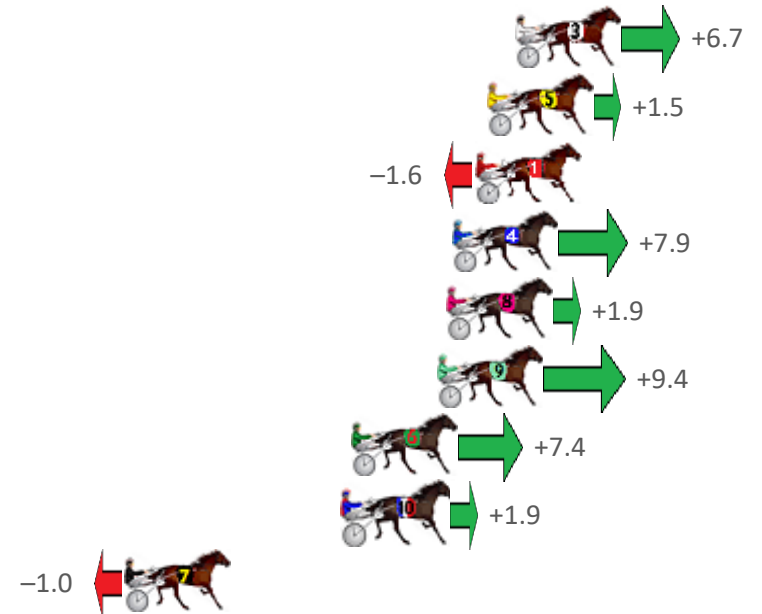
Albion Park Race 5 Distance 1660m

Tuesday, 23 November 2021

Gross Time: 2:00.90 MileRate: 1:57.30 LeadTime: 3.30s First Qtr: 28.30s Second Qtr: 31.50s Third Qtr: 27.80s Fourth Qtr: 30.00s

No Horse	Plc	Margin	Time	800Time (W)	400 Time (W)
3 MOTU AMETHYST	1	0.0m	2:00.90	57.34s (1)	29.40s (1)
5 GOALKICKER	2	1.1m	2:00.99	57.71s (1)	29.85s (1)
1 MISTER REACTOR	3	1.6m	2:01.03	57.93s (0)	30.13s (0)
4 CHUMP CHOP	4	2.5m	2:01.10	57.28s (2)	29.36s (2)
8 SIGNOR JUJON	5	2.7m	2:01.11	57.69s (0)	29.73s (0)
9 HAWTHORNDEN HUNK	6	3.1m	2:01.14	57.18s (1)	29.36s (1)
6 DIGBY DEE	7	6.5m	2:01.41	57.35s (0)	29.35s (0)
10 FORTES IN FIDE	8	6.8m	2:01.43	57.73s (0)	29.69s (0)
7 OUR PEPPERJACK	9	15.5m	2:02.12	58.02s (2)	30.02s (1)

Finish Position and metres gained from 800m



Sectionals
Powered by



Home of Australian Harness Sectionals

PJ HARNESS ANALYSER

+ RAW DATA + HORSE REPORTS + FREE FRIDAY FACEBOOK TIP



www.pjdata.com.au | admin@pjdata.com.au | www.facebook.com/PJHarnessRacing

The Racing Queensland Board (trading as Racing Queensland) and provider are not responsible for the completeness or accuracy of any of the information contained herein, and makes no representations about its suitability for any purpose.

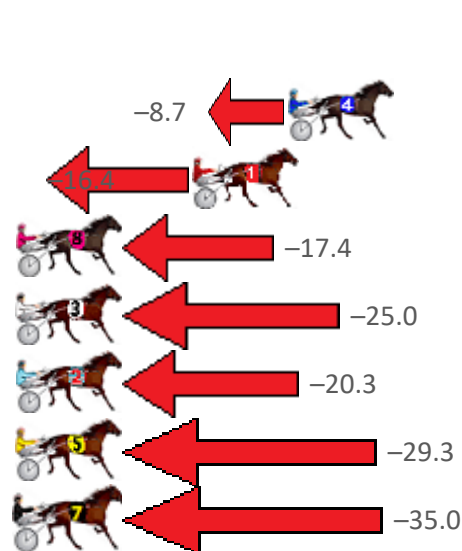
Albion Park Race 6 Distance 1660m

Tuesday, 23 November 2021

Gross Time: 1:58.60 MileRate: 1:55.00 LeadTime: 3.30s First Qtr: 27.90s Second Qtr: 31.00s Third Qtr: 28.30s Fourth Qtr: 28.10s

No Horse	Plc	Margin	Time	800Time (W)	400 Time (W)
6 GENERAL MONTANA	1	0.0m	1:58.60	56.40s (0)	28.10s (0)
4 CAPTAINS PICK	2	17.2m	1:59.87	57.07s (0)	28.73s (0)
1 PRESS STATEMENT	3	21.0m	2:00.15	57.63s (0)	29.33s (0)
8 LANCELOT BROMAC	4	29.6m	2:00.79	57.73s (1)	29.21s (1)
3 LIFEINHEAVEN	5	33.3m	2:01.06	58.28s (1)	29.76s (2)
2 MAFFIOSO GIRL	6	33.4m	2:01.07	57.95s (0)	29.45s (0)
5 STUDLEIGH MARK	7	33.6m	2:01.08	58.58s (1)	30.02s (1)
7 OUR FRIEND	8	51.8m	2:02.43	59.05s (1)	30.37s (1)

Finish Position and metres gained from 800m



Sectionals
Powered by



Home of Australian Harness Sectionals

PJ HARNESS ANALYSER

+ RAW DATA + HORSE REPORTS + FREE FRIDAY FACEBOOK TIP



www.pjdata.com.au | admin@pjdata.com.au | www.facebook.com/PJHarnessRacing

The Racing Queensland Board (trading as Racing Queensland) and provider are not responsible for the completeness or accuracy of any of the information contained herein, and makes no representations about its suitability for any purpose.

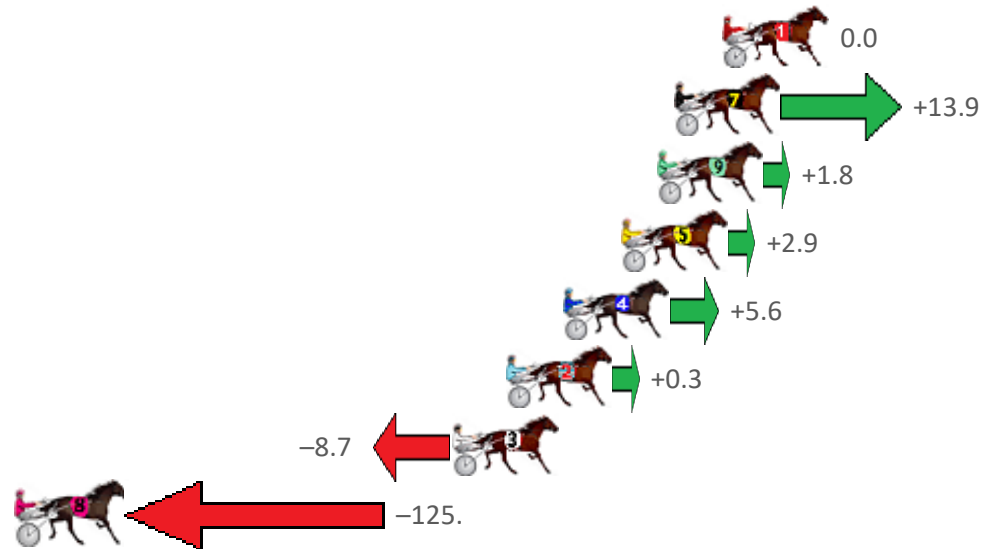
Albion Park Race 7 Distance 1660m

Tuesday, 23 November 2021

Gross Time: 2:01.30 MileRate: 1:57.60 LeadTime: 3.40s First Qtr: 27.80s Second Qtr: 31.50s Third Qtr: 29.00s Fourth Qtr: 29.60s

No Horse	Plc	Margin	Time	800Time (W)	400 Time (W)
1 BULLDOG BRAWLER	1	0.0m	2:01.30	58.60s (0)	29.60s (0)
7 DEVOUGED	2	1.9m	2:01.45	57.61s (1)	28.63s (0)
9 TROPICAL STORM	3	2.6m	2:01.50	58.48s (0)	29.48s (0)
5 TINGE OF FEAR	4	4.0m	2:01.61	58.41s (1)	29.35s (1)
4 CATCH PHRASE	5	6.3m	2:01.79	58.23s (1)	29.21s (1)
2 KASE	6	8.6m	2:01.97	58.63s (0)	29.69s (0)
3 MAGICOL IDEAL	7	10.7m	2:02.13	59.29s (1)	30.19s (1)
8 FLIGHT CREW	8	233.2m	2:19.39	68.90s (0)	35.32s (0)

Finish Position and metres gained from 800m



Sectionals
Powered by



Home of Australian Harness Sectionals

PJ HARNESS ANALYSER

+ RAW DATA + HORSE REPORTS + FREE FRIDAY FACEBOOK TIP



www.pjdata.com.au | admin@pjdata.com.au | www.facebook.com/PJHarnessRacing

The Racing Queensland Board (trading as Racing Queensland) and provider are not responsible for the completeness or accuracy of any of the information contained herein, and makes no representations about its suitability for any purpose.

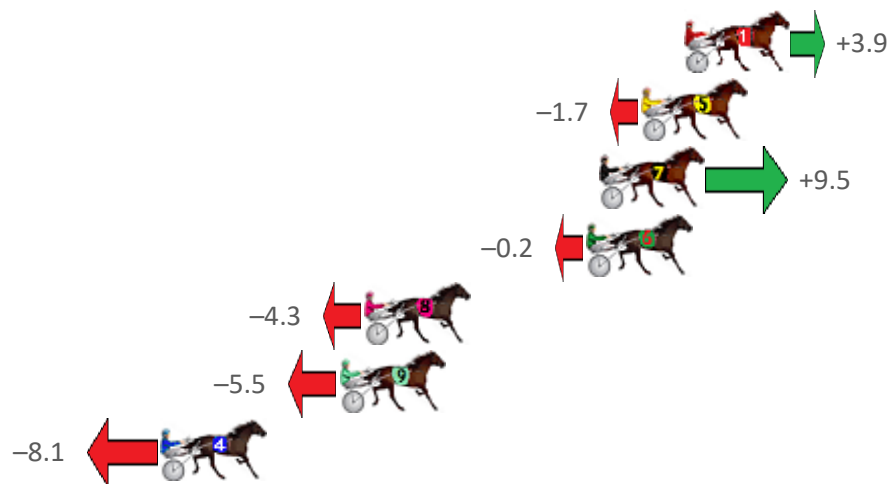
Albion Park Race 8 Distance 2138m

Tuesday, 23 November 2021

Gross Time: 2:37.50 MileRate: 1:58.60 LeadTime: 37.30s First Qtr: 31.60s Second Qtr: 31.00s Third Qtr: 28.60s Fourth Qtr: 29.00s

No Horse	Plc	Margin	Time	800Time (W)	400 Time (W)
1 DESPONDENT	1	0.0m	2:37.50	57.32s (0)	28.72s (0)
5 OBI ONE	2	1.7m	2:37.63	57.73s (0)	29.13s (0)
7 KENSINGTON BILL	3	3.4m	2:37.76	56.94s (0)	28.38s (0)
6 COMMODORE JUJON	4	3.9m	2:37.80	57.64s (1)	29.06s (1)
8 EH EF EL	5	12.7m	2:38.47	57.97s (0)	29.37s (0)
9 VOUCHERS	6	13.7m	2:38.54	58.06s (1)	29.44s (1)
4 SO BOBS YOUR UNCLE	7	20.8m	2:39.08	58.28s (1)	29.74s (2)

Finish Position and metres gained from 800m



Sectionals
Powered by



Home of Australian Harness Sectionals

PJ HARNES ANALYSER

+ RAW DATA + HORSE REPORTS + FREE FRIDAY FACEBOOK TIP



www.pjdata.com.au | admin@pjdata.com.au | www.facebook.com/PJHarnessRacing

The Racing Queensland Board (trading as Racing Queensland) and provider are not responsible for the completeness or accuracy of any of the information contained herein, and makes no representations about its suitability for any purpose.

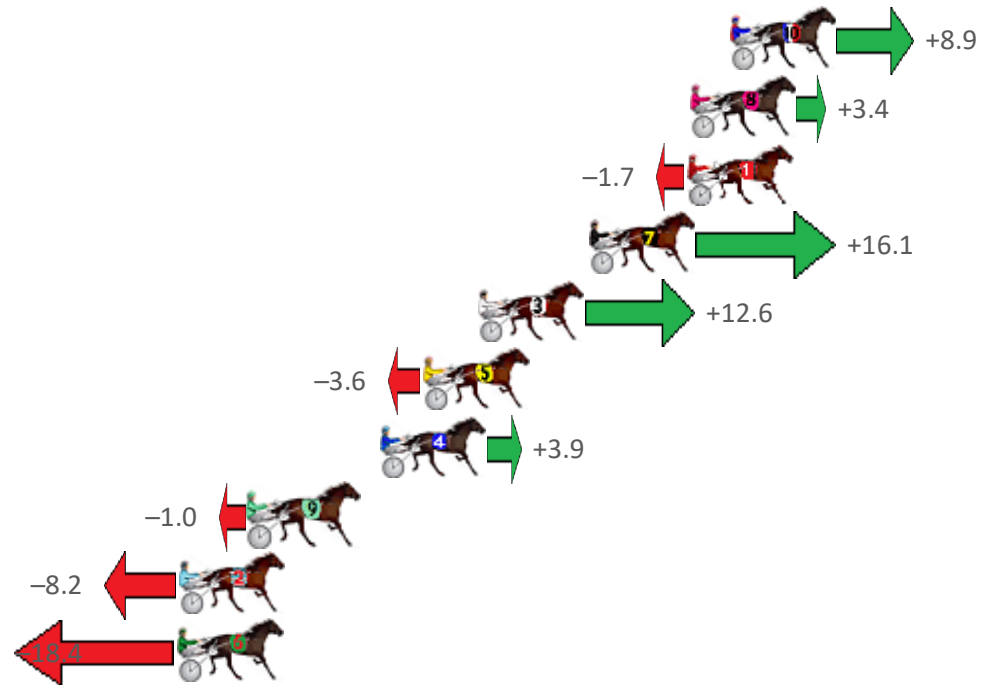
Albion Park Race 9 Distance 1660m

Tuesday, 23 November 2021

Gross Time: 2:00.90 MileRate: 1:57.20 LeadTime: 3.50s First Qtr: 27.60s Second Qtr: 31.70s Third Qtr: 28.90s Fourth Qtr: 29.20s

No Horse	Plc	Margin	Time	800Time (W)	400 Time (W)
10 NO DOUBT	1	0.0m	2:00.90	57.46s (0)	28.60s (0)
8 FIREHOUSE	2	1.6m	2:01.02	57.86s (0)	29.00s (0)
1 TORQUE ONETWOTHRE	3	1.7m	2:01.03	58.23s (0)	29.33s (0)
7 MONTANA FLASH	4	5.6m	2:01.33	56.97s (2)	28.67s (2)
3 LORD DIGBY	5	10.0m	2:01.67	57.25s (1)	28.57s (2)
5 JAY TEE TYRON	6	12.2m	2:01.83	58.41s (1)	29.53s (1)
4 TARGARYEN	7	13.9m	2:01.96	57.88s (2)	29.66s (2)
9 DATALDO	8	19.1m	2:02.36	58.26s (1)	29.34s (1)
2 ALI DOWNUNDER	9	21.9m	2:02.58	58.80s (1)	29.88s (1)
6 BLUE IVY	10	22.0m	2:02.59	59.53s (1)	30.73s (1)

Finish Position and metres gained from 800m



Sectionals
Powered by



Home of Australian Harness Sectionals

PJ HARNES ANALYSER

+ RAW DATA + HORSE REPORTS + FREE FRIDAY FACEBOOK TIP



www.pjdata.com.au | admin@pjdata.com.au | www.facebook.com/PJHarnessRacing

The Racing Queensland Board (trading as Racing Queensland) and provider are not responsible for the completeness or accuracy of any of the information contained herein, and makes no representations about its suitability for any purpose.