

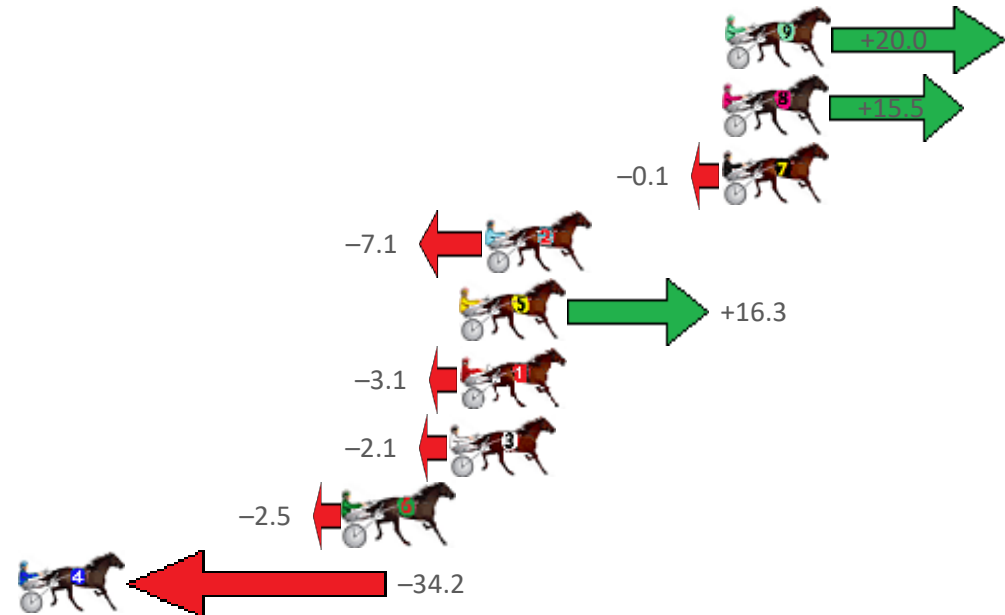
# Redcliffe Race 1 Distance 1780m

Thursday, 9 December 2021

Gross Time: 2:14.70 MileRate: 2:01.80 LeadTime: 11.50s First Qtr: 30.70s Second Qtr: 30.80s Third Qtr: 29.40s Fourth Qtr: 32.30s

NoHorse	Plc	Margin	Time	800Time (W)	400 Time (W)
9 LESVOS LAD	1	0.0m	2:14.70	60.17s (1)	30.98s (1)
8 AMELIA SPRINGFIELD	2	0.1m	2:14.71	60.51s (1)	31.33s (1)
7 SUNNY COVE	3	0.1m	2:14.71	61.71s (1)	32.31s (0)
2 ROCK STAR BABE	4	9.5m	2:15.50	62.24s (0)	32.50s (0)
5 OUR LITTLE SKIPPER	5	10.5m	2:15.59	60.45s (0)	31.22s (1)
1 CARIBBEAN BABY	6	10.5m	2:15.59	61.94s (0)	32.20s (0)
3 GAME KEEPER	7	10.9m	2:15.62	61.86s (1)	32.56s (1)
6 MELTON QUALITY	8	15.1m	2:15.97	61.89s (0)	32.13s (0)
4 FEEL YOUR WAY	9	55.4m	2:19.37	64.32s (0)	34.71s (0)

Finish Position and metres gained from 800m



Sectionals  
Powered by



Home of Australian Harness Sectionals  
**PJ HARNESS ANALYSER**

+ RAW DATA + HORSE REPORTS + FREE FRIDAY FACEBOOK TIP



[www.pjdata.com.au](http://www.pjdata.com.au) | [admin@pjdata.com.au](mailto:admin@pjdata.com.au) | [www.facebook.com/PJHarnessRacing](https://www.facebook.com/PJHarnessRacing)

The Racing Queensland Board (trading as Racing Queensland) and provider are not responsible for the completeness or accuracy of any of the information contained herein, and makes no representations about its suitability for any purpose.

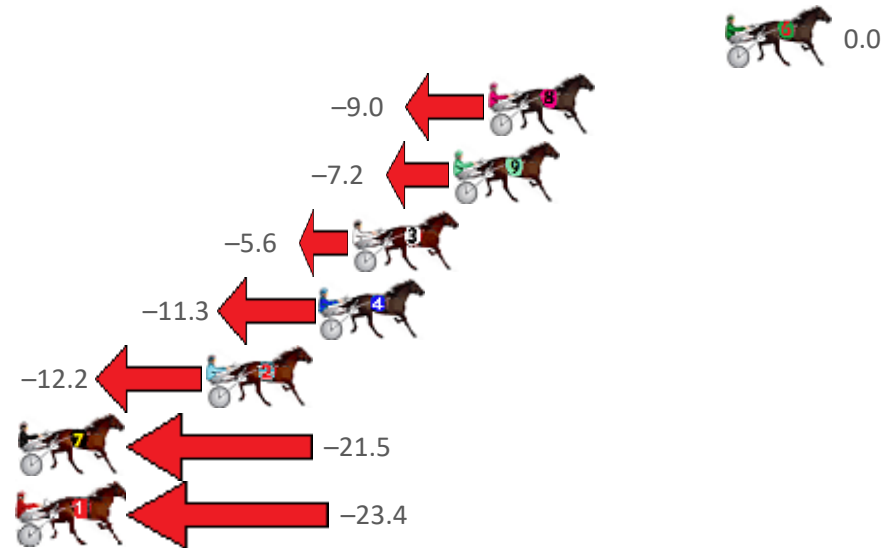
# Redcliffe Race 2 Distance 1780m

Thursday, 9 December 2021

Gross Time: 2:13.30 MileRate: 2:00.50 LeadTime: 11.70s First Qtr: 30.80s Second Qtr: 31.90s Third Qtr: 29.70s Fourth Qtr: 29.20s

NoHorse	Plc	Margin	Time	800Time (W)	400 Time (W)
6 SPECIAL MEANING	1	0.0m	2:13.30	58.90s (0)	29.20s (0)
8 BEACH ON FIRE	2	9.4m	2:14.02	59.56s (2)	29.87s (1)
9 AUNTY FRANCES	3	10.8m	2:14.13	59.43s (1)	29.56s (1)
3 DREAMOUTS NIECE	4	14.8m	2:14.43	59.31s (0)	29.53s (0)
4 MYGEORGIE	5	16.1m	2:14.53	59.73s (0)	29.98s (0)
2 KING OF KAOS	6	20.6m	2:14.88	59.79s (1)	29.95s (2)
7 DONT YOU BE NAUGHTY	7	35.3m	2:16.00	60.47s (1)	30.67s (2)
1 POSER	8	37.2m	2:16.15	60.61s (0)	30.81s (0)

Finish Position and metres gained from 800m



Sectionals  
Powered by



Home of Australian Harness Sectionals  
**PJ HARNESS ANALYSER**

+ RAW DATA + HORSE REPORTS + FREE FRIDAY FACEBOOK TIP



[www.pjdata.com.au](http://www.pjdata.com.au) | [admin@pjdata.com.au](mailto:admin@pjdata.com.au) | [www.facebook.com/PJHarnessRacing](https://www.facebook.com/PJHarnessRacing)

The Racing Queensland Board (trading as Racing Queensland) and provider are not responsible for the completeness or accuracy of any of the information contained herein, and makes no representations about its suitability for any purpose.

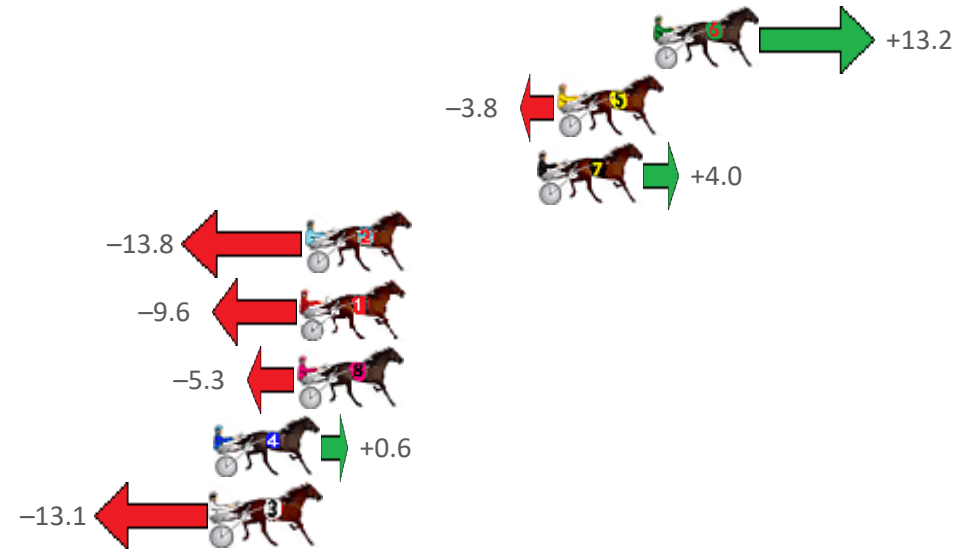
# Redcliffe Race 3 Distance 1780m

Thursday, 9 December 2021

Gross Time: 2:11.80 MileRate: 1:59.20 LeadTime: 11.50s First Qtr: 30.80s Second Qtr: 30.10s Third Qtr: 29.30s Fourth Qtr: 30.10s

NoHorse	Plc	Margin	Time	800Time (W)	400 Time (W)
6 TULHURST LOVER	1	0.0m	2:11.80	58.43s (1)	30.00s (2)
5 EYRE I GO	2	3.8m	2:12.10	59.68s (1)	30.38s (1)
7 TURN TURN FLYER	3	4.6m	2:12.16	59.10s (0)	29.52s (2)
2 SCHOOPY	4	13.8m	2:12.89	60.42s (0)	30.92s (0)
1 CHAMPAGNE REACTOR	5	14.0m	2:12.90	60.11s (0)	30.59s (0)
8 DARBY BRIGHTS	6	14.1m	2:12.91	59.79s (1)	30.44s (1)
4 TEACHERS PET	7	17.4m	2:13.17	59.36s (1)	30.83s (2)
3 REGRETABLE	8	17.5m	2:13.18	60.37s (1)	31.02s (1)

Finish Position and metres gained from 800m



Sectionals  
Powered by



Home of Australian Harness Sectionals  
**PJ HARNESS ANALYSER**

+ RAW DATA + HORSE REPORTS + FREE FRIDAY FACEBOOK TIP



[www.pjdata.com.au](http://www.pjdata.com.au) | [admin@pjdata.com.au](mailto:admin@pjdata.com.au) | [www.facebook.com/PJHarnessRacing](https://www.facebook.com/PJHarnessRacing)

The Racing Queensland Board (trading as Racing Queensland) and provider are not responsible for the completeness or accuracy of any of the information contained herein, and makes no representations about its suitability for any purpose.


# Redcliffe Race 4 Distance 1780m

Thursday, 9 December 2021

Gross Time: 2:11.20 MileRate: 1:58.60 LeadTime: 11.30s First Qtr: 30.10s Second Qtr: 30.60s Third Qtr: 29.80s Fourth Qtr: 29.40s

NoHorse	Plc	Margin	Time	800Time (W)	400 Time (W)
3 DATSINAHURRI	1	0.0m	2:11.20	59.20s (0)	29.40s (0)
5 VERMONT	2	3.5m	2:11.47	58.10s (1)	29.30s (2)
8 SHES ALL STAR	3	14.2m	2:12.29	60.05s (1)	30.07s (0)
4 LUCINDA JAMAR	4	14.7m	2:12.33	59.74s (1)	30.23s (1)
2 IM ISABELLA	5	19.8m	2:12.73	59.69s (1)	30.12s (1)
7 WEDDING NIGHT	6	25.7m	2:13.18	60.31s (0)	30.11s (1)
9 BEEF CITY STARZZZ	7	39.7m	2:14.26	61.02s (0)	31.02s (2)
1 MUSTANG DUDE	8	63.6m	2:16.10	63.42s (0)	33.17s (0)

Finish Position and metres gained from 800m



Sectionals  
Powered by



Home of Australian Harness Sectionals  
**PJ HARNESS ANALYSER**

+ RAW DATA + HORSE REPORTS + FREE FRIDAY FACEBOOK TIP



[www.pjdata.com.au](http://www.pjdata.com.au) | [admin@pjdata.com.au](mailto:admin@pjdata.com.au) | [www.facebook.com/PJHarnessRacing](https://www.facebook.com/PJHarnessRacing)

The Racing Queensland Board (trading as Racing Queensland) and provider are not responsible for the completeness or accuracy of any of the information contained herein, and makes no representations about its suitability for any purpose.

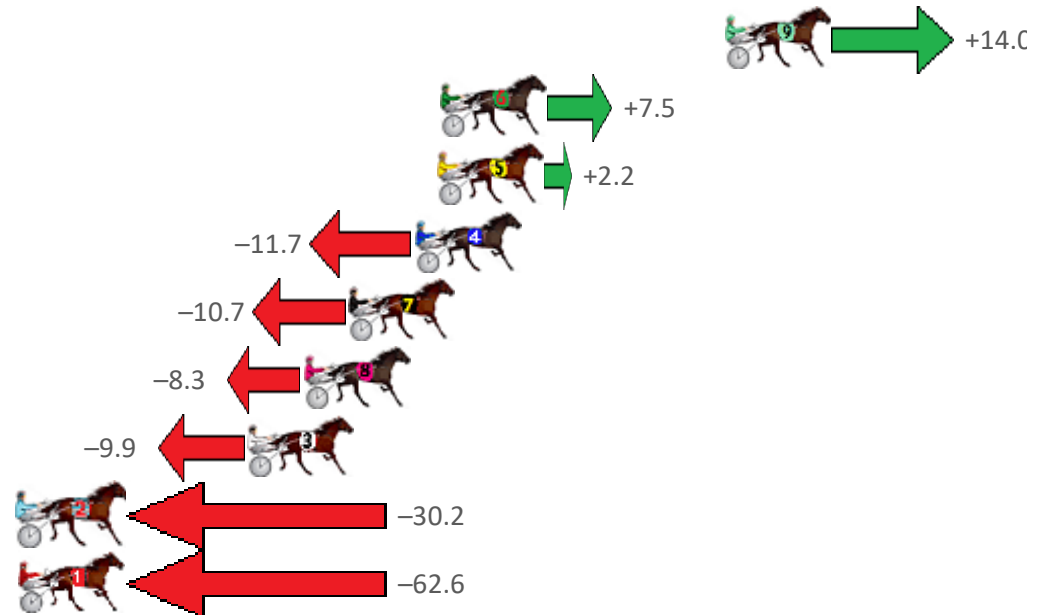
# Redcliffe Race 5 Distance 1780m

Thursday, 9 December 2021

Gross Time: 2:10.70 MileRate: 1:58.20 LeadTime: 11.30s First Qtr: 30.00s Second Qtr: 30.40s Third Qtr: 29.80s Fourth Qtr: 29.20s

No	Horse	Plc	Margin	Time	800Time (W)	400 Time (W)
9	NON PASSARE	1	0.0m	2:10.70	57.97s (1)	28.84s (2)
6	MAJOR GRANDEUR	2	11.3m	2:11.57	58.45s (1)	29.06s (2)
5	ARTISTIC SAINT	3	11.4m	2:11.57	58.84s (0)	28.62s (2)
4	MISTER DECORUM	4	12.3m	2:11.64	59.86s (1)	30.09s (0)
7	ALLSTAR SEA	5	14.9m	2:11.84	59.78s (0)	29.35s (0)
8	JOY TO ALL	6	16.7m	2:11.98	59.61s (0)	29.31s (1)
3	ROCCO VARIETY	7	18.9m	2:12.15	59.73s (1)	29.76s (1)
2	NOLONGA YOUR CHOIC	8	35.0m	2:13.38	61.21s (1)	31.39s (1)
1	FEELING THE POWER	9	62.6m	2:15.49	63.59s (0)	33.12s (0)

Finish Position and metres gained from 800m



Sectionals  
Powered by



Home of Australian Harness Sectionals

PJ HARNESS ANALYSER

+ RAW DATA + HORSE REPORTS + FREE FRIDAY FACEBOOK TIP



www.pjdata.com.au | admin@pjdata.com.au | www.facebook.com/PJHarnessRacing

The Racing Queensland Board (trading as Racing Queensland) and provider are not responsible for the completeness or accuracy of any of the information contained herein, and makes no representations about its suitability for any purpose.

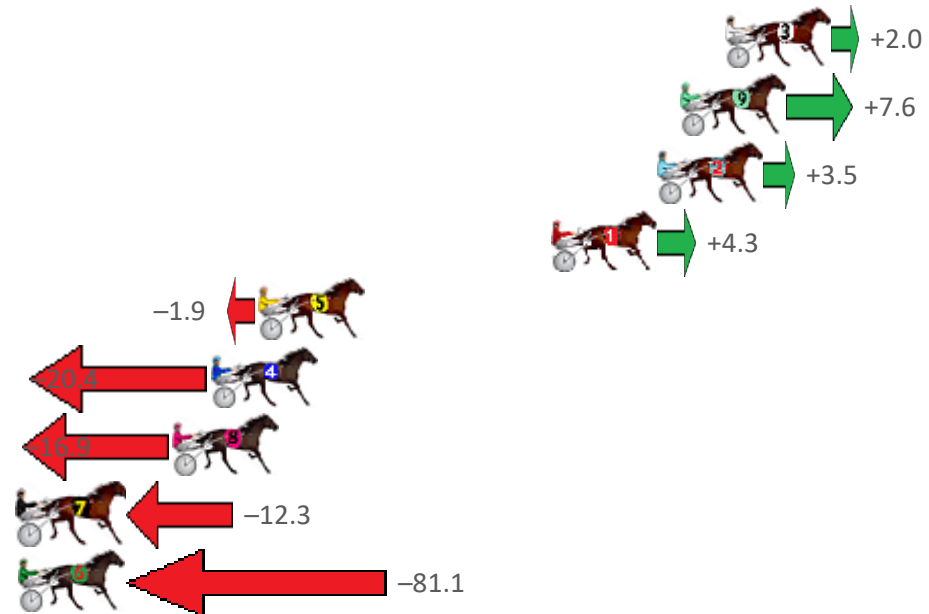
# Redcliffe Race 6 Distance 1780m

Thursday, 9 December 2021

Gross Time: 2:09.60 MileRate: 1:57.10 LeadTime: 11.10s First Qtr: 29.90s Second Qtr: 30.40s Third Qtr: 29.20s Fourth Qtr: 29.00s

NoHorse	Plc	Margin	Time	800Time (W)	400 Time (W)
3 SPEED OF SOUND	1	0.0m	2:09.60	58.06s (0)	29.00s (0)
9 IM JIMMY JAMES	2	1.8m	2:09.74	57.65s (1)	28.29s (1)
2 OLIVER WINKLE	3	2.7m	2:09.81	57.95s (0)	28.82s (0)
1 HOLDINGNO CURRENCY	4	6.9m	2:10.13	57.89s (0)	28.75s (0)
5 CYCLONE JEREMY	5	18.5m	2:11.01	58.34s (1)	29.12s (1)
4 GINATIANO	6	20.4m	2:11.15	59.68s (1)	30.24s (1)
8 HEADWIN	7	21.9m	2:11.27	59.42s (1)	30.05s (1)
7 BONNIES A ROCKIN	8	28.7m	2:11.78	59.09s (0)	29.89s (0)
6 CONTESSA JUJON	9	104.9m	2:17.58	64.07s (0)	34.49s (0)

Finish Position and metres gained from 800m



Sectionals  
Powered by



Home of Australian Harness Sectionals  
**PJ HARNESS ANALYSER**

+ RAW DATA + HORSE REPORTS + FREE FRIDAY FACEBOOK TIP



[www.pjdata.com.au](http://www.pjdata.com.au) | [admin@pjdata.com.au](mailto:admin@pjdata.com.au) | [www.facebook.com/PJHarnessRacing](https://www.facebook.com/PJHarnessRacing)

The Racing Queensland Board (trading as Racing Queensland) and provider are not responsible for the completeness or accuracy of any of the information contained herein, and makes no representations about its suitability for any purpose.

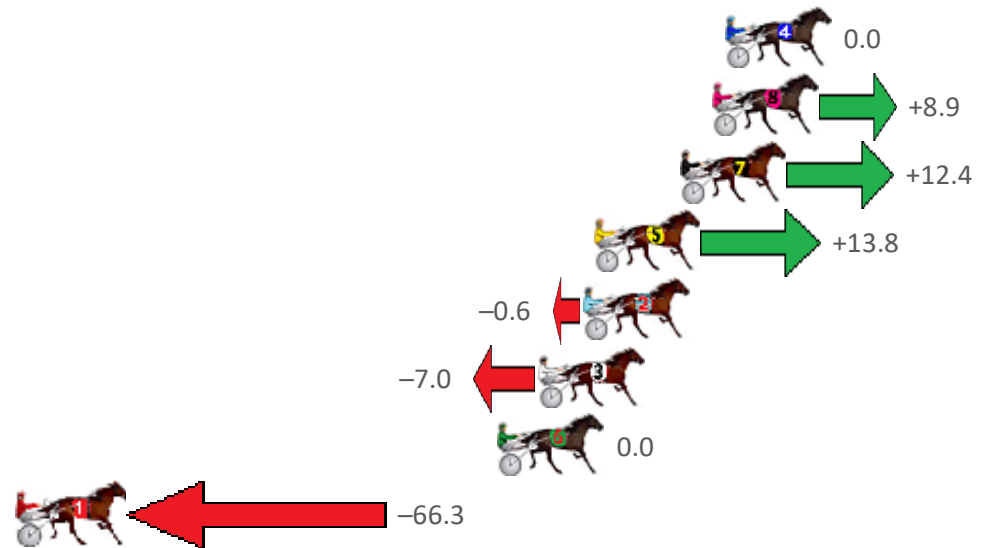
# Redcliffe Race 7 Distance 1780m

Thursday, 9 December 2021

Gross Time: 2:10.00 MileRate: 1:57.50 LeadTime: 11.00s First Qtr: 29.80s Second Qtr: 30.60s Third Qtr: 29.10s Fourth Qtr: 29.50s

NoHorse	Plc	Margin	Time	800Time (W)	400 Time (W)
4 JUST JOSHIN	1	0.0m	2:10.00	58.60s (0)	29.50s (0)
8 LITTLE CHANGE	2	0.5m	2:10.04	57.95s (1)	29.45s (1)
7 GOTTAHAVEAHOBBIIE	3	1.8m	2:10.14	57.70s (1)	29.32s (2)
5 OUR UNCLE JIM	4	5.2m	2:10.40	57.59s (1)	29.00s (2)
2 BETTATHANIDEAL	5	5.6m	2:10.43	58.64s (1)	29.22s (1)
3 MEGA STAR	6	7.4m	2:10.57	59.11s (1)	29.56s (0)
6 MAJOR GENERALJUJON	7	9.0m	2:10.70	58.60s (0)	29.09s (0)
1 BEEF CITY BLAZE	8	70.9m	2:15.48	63.43s (0)	33.09s (0)

Finish Position and metres gained from 800m



Sectionals  
Powered by



Home of Australian Harness Sectionals  
**PJ HARNESS ANALYSER**

+ RAW DATA + HORSE REPORTS + FREE FRIDAY FACEBOOK TIP



[www.pjdata.com.au](http://www.pjdata.com.au) | [admin@pjdata.com.au](mailto:admin@pjdata.com.au) | [www.facebook.com/PJHarnessRacing](https://www.facebook.com/PJHarnessRacing)

The Racing Queensland Board (trading as Racing Queensland) and provider are not responsible for the completeness or accuracy of any of the information contained herein, and makes no representations about its suitability for any purpose.

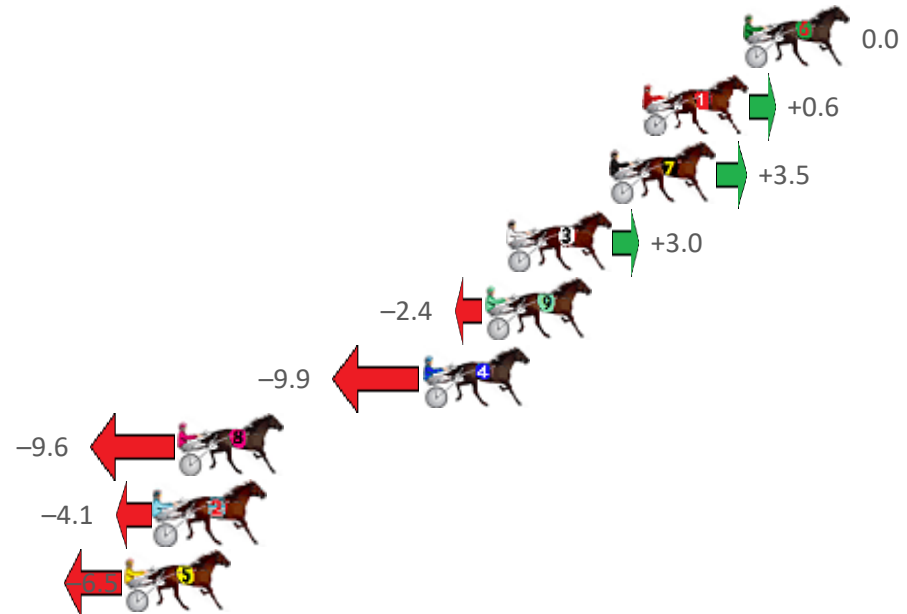
# Redcliffe Race 8 Distance 1780m

Thursday, 9 December 2021

Gross Time: 2:13.50 MileRate: 2:00.70 LeadTime: 11.80s First Qtr: 32.50s Second Qtr: 32.10s Third Qtr: 28.50s Fourth Qtr: 28.60s

NoHorse	Plc	Margin	Time	800Time (W)	400 Time (W)
6 MISTY CREEK	1	0.0m	2:13.50	57.10s (0)	28.60s (0)
1 JEREMES GOTTA GO	2	4.0m	2:13.80	57.06s (0)	28.56s (0)
7 ALTANA BLUE	3	5.3m	2:13.90	56.85s (0)	28.37s (0)
3 JOEY LINCOLN	4	9.4m	2:14.21	56.89s (1)	28.34s (1)
9 SPIKEADOR	5	10.2m	2:14.27	57.27s (1)	28.71s (1)
4 THANKHEAVNFORGIRLS	6	12.7m	2:14.45	57.80s (1)	29.23s (1)
8 BE ON THE SLY	7	22.4m	2:15.18	57.78s (0)	28.97s (0)
2 HARRY CROFT	8	23.3m	2:15.25	57.39s (1)	28.93s (1)
5 BETTOR MEMORIES	9	24.5m	2:15.34	57.56s (0)	28.78s (0)

Finish Position and metres gained from 800m



Sectionals  
Powered by



Home of Australian Harness Sectionals  
**PJ HARNESS ANALYSER**

+ RAW DATA + HORSE REPORTS + FREE FRIDAY FACEBOOK TIP



[www.pjdata.com.au](http://www.pjdata.com.au) | [admin@pjdata.com.au](mailto:admin@pjdata.com.au) | [www.facebook.com/PJHarnessRacing](https://www.facebook.com/PJHarnessRacing)

The Racing Queensland Board (trading as Racing Queensland) and provider are not responsible for the completeness or accuracy of any of the information contained herein, and makes no representations about its suitability for any purpose.



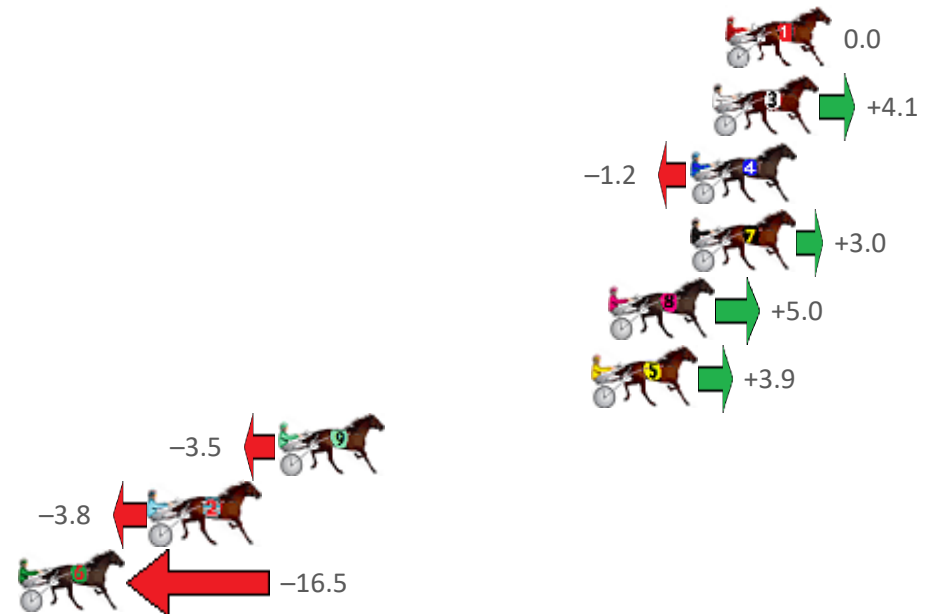
# Redcliffe Race 9 Distance 1780m

Thursday, 9 December 2021

Gross Time: 2:13.40 MileRate: 2:00.60 LeadTime: 11.20s First Qtr: 32.40s Second Qtr: 31.80s Third Qtr: 29.40s Fourth Qtr: 28.60s

NoHorse	Plc	Margin	Time	800Time (W)	400 Time (W)
1 KEAYANG TARA	1	0.0m	2:13.40	58.00s (0)	28.60s (0)
3 LAVAZZA	2	0.5m	2:13.44	57.70s (1)	28.24s (1)
4 AYE AYE CAPTAIN	3	1.4m	2:13.51	58.09s (1)	28.63s (1)
7 CLARENDEN DAZZLER	4	1.4m	2:13.51	57.78s (0)	28.39s (0)
8 OUR BOY ROY	5	4.6m	2:13.75	57.64s (0)	28.24s (0)
5 MONTEREY JACK	6	5.3m	2:13.80	57.72s (1)	28.74s (2)
9 SUBTLE ADVICE	7	17.7m	2:14.73	58.25s (0)	29.13s (1)
2 SENORA JUJON	8	22.8m	2:15.11	58.27s (0)	29.03s (0)
6 TROPICAL STORM	9	30.3m	2:15.68	59.19s (1)	30.17s (2)

Finish Position and metres gained from 800m



Sectionals  
Powered by



Home of Australian Harness Sectionals  
**PJ HARNESS ANALYSER**

+ RAW DATA + HORSE REPORTS + FREE FRIDAY FACEBOOK TIP



[www.pjdata.com.au](http://www.pjdata.com.au) | [admin@pjdata.com.au](mailto:admin@pjdata.com.au) | [www.facebook.com/PJHarnessRacing](https://www.facebook.com/PJHarnessRacing)

The Racing Queensland Board (trading as Racing Queensland) and provider are not responsible for the completeness or accuracy of any of the information contained herein, and makes no representations about its suitability for any purpose.

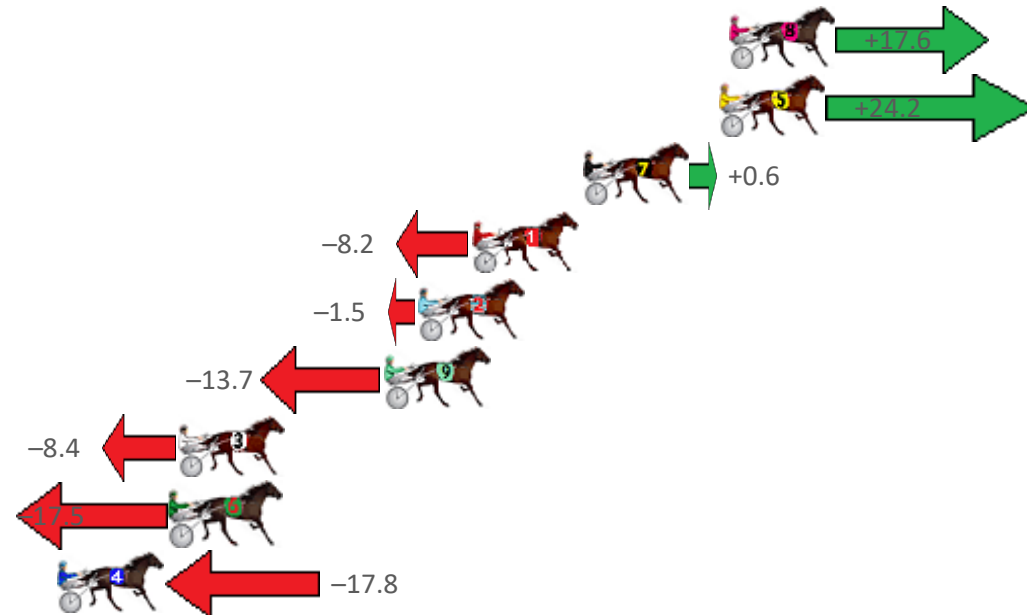
# Redcliffe Race 10 Distance 2040m

Thursday, 9 December 2021

Gross Time: 2:31.20 MileRate: 1:59.30 LeadTime: 31.80s First Qtr: 31.80s Second Qtr: 28.50s Third Qtr: 29.10s Fourth Qtr: 30.00s

NoHorse	Plc	Margin	Time	800Time (W)	400 Time (W)
8 LA SAFRON	1	0.0m	2:31.20	57.81s (1)	29.02s (2)
5 IL MAXIMUS	2	0.4m	2:31.23	57.32s (1)	28.72s (2)
7 ITS SUPER EASY	3	5.8m	2:31.66	59.06s (0)	30.12s (0)
1 TORO DELAGO	4	10.2m	2:32.00	59.70s (0)	30.76s (0)
2 CHEDDAR MADE BETA	5	12.3m	2:32.17	59.21s (0)	30.26s (0)
9 IN THE PAPER	6	13.7m	2:32.28	60.11s (1)	31.02s (1)
3 LORIMER LADY	7	21.8m	2:32.91	59.72s (1)	30.94s (2)
6 DOLLARBILL	8	22.1m	2:32.94	60.39s (1)	31.29s (1)
4 GELDOF	9	26.6m	2:33.29	60.41s (1)	31.61s (2)

Finish Position and metres gained from 800m



Sectionals  
Powered by



Home of Australian Harness Sectionals  
**PJ HARNESS ANALYSER**

+ RAW DATA + HORSE REPORTS + FREE FRIDAY FACEBOOK TIP



[www.pjdata.com.au](http://www.pjdata.com.au) | [admin@pjdata.com.au](mailto:admin@pjdata.com.au) | [www.facebook.com/PJHarnessRacing](https://www.facebook.com/PJHarnessRacing)

The Racing Queensland Board (trading as Racing Queensland) and provider are not responsible for the completeness or accuracy of any of the information contained herein, and makes no representations about its suitability for any purpose.