

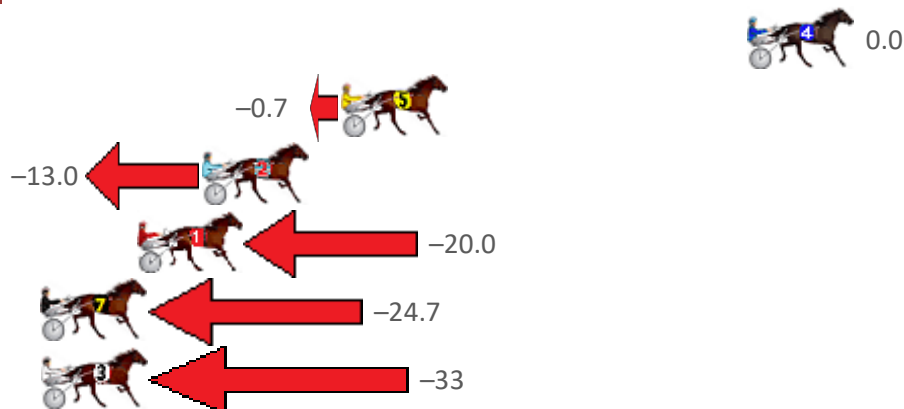
Albion Park Race 1 Distance 2647m

Tuesday, 21 December 2021

Gross Time: 3:22.40 MileRate: 2:03.10 LeadTime: 81.90s First Qtr: 31.10s Second Qtr: 31.30s Third Qtr: 29.30s Fourth Qtr: 28.80s

NoHorse	Plc	Margin	Time	800Time (W)	400 Time (W)
4 TAM OSHANTER	1	0.0m	3:22.40	58.10s (0)	28.80s (0)
5 HELLO JOLENE JOLENE	2	16.1m	3:23.62	58.15s (1)	29.64s (1)
2 DOWN UNDER RORS	3	21.6m	3:24.03	59.04s (0)	29.72s (1)
1 CHASING GREAT	4	24.2m	3:24.23	59.54s (0)	30.17s (0)
7 MATATOKI	5	37.3m	3:25.22	59.88s (0)	30.57s (2)
3 MINNIE BOW TIQUE	6	57.7m	3:26.76	60.48s (0)	31.04s (0)

Finish Position and metres gained from 800m



Sectionals
Powered by



Home of Australian Harness Sectionals

PJ HARNESS ANALYSER

+ RAW DATA + HORSE REPORTS + FREE FRIDAY FACEBOOK TIP



www.pjdata.com.au | admin@pjdata.com.au | www.facebook.com/PJHarnessRacing

The Racing Queensland Board (trading as Racing Queensland) and provider are not responsible for the completeness or accuracy of any of the information contained herein, and makes no representations about its suitability for any purpose.

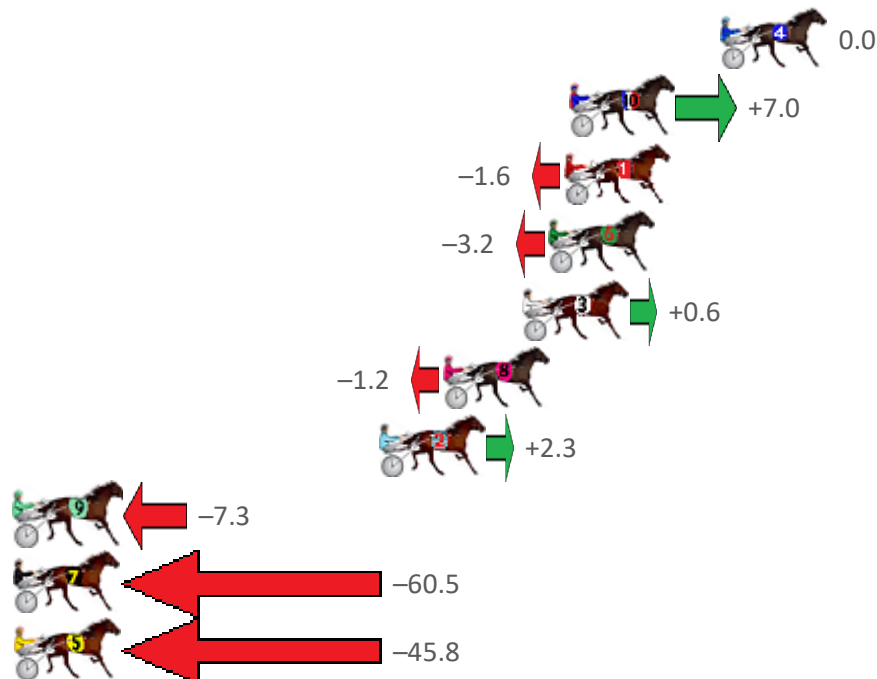
Albion Park Race 2 Distance 1660m

Tuesday, 21 December 2021

Gross Time: 2:01.30 MileRate: 1:57.60 LeadTime: 3.40s First Qtr: 28.60s Second Qtr: 31.80s Third Qtr: 28.00s Fourth Qtr: 29.50s

NoHorse	Plc	Margin	Time	800Time (W)	400 Time (W)
4 INDY JEWEL	1	0.0m	2:01.30	57.50s (0)	29.50s (0)
10 MELTON BEACH	2	6.0m	2:01.76	57.00s (1)	29.94s (1)
1 BLACKJACK SHAZ	3	6.2m	2:01.78	57.61s (0)	29.28s (0)
6 VODKA EN ICE	4	6.8m	2:01.83	57.73s (1)	29.35s (1)
3 BROOKLYN RAINBOW	5	7.8m	2:01.90	57.46s (1)	29.02s (1)
8 LEANDER	6	11.0m	2:02.15	57.59s (0)	29.22s (0)
2 EXPLANATION NOTED	7	13.5m	2:02.34	57.34s (0)	28.76s (0)
9 ACE LOMBO	8	27.9m	2:03.46	58.02s (0)	28.94s (0)
7 SWEET RIPPIN	9	85.9m	2:07.94	61.82s (0)	32.66s (0)
5 HAPPY SNAP	10	125.8m	2:11.03	60.77s (0)	31.76s (0)

Finish Position and metres gained from 800m



Sectionals
Powered by



Home of Australian Harness Sectionals

PJ HARNESS ANALYSER

+ RAW DATA + HORSE REPORTS + FREE FRIDAY FACEBOOK TIP



www.pjdata.com.au | admin@pjdata.com.au | www.facebook.com/PJHarnessRacing

The Racing Queensland Board (trading as Racing Queensland) and provider are not responsible for the completeness or accuracy of any of the information contained herein, and makes no representations about its suitability for any purpose.

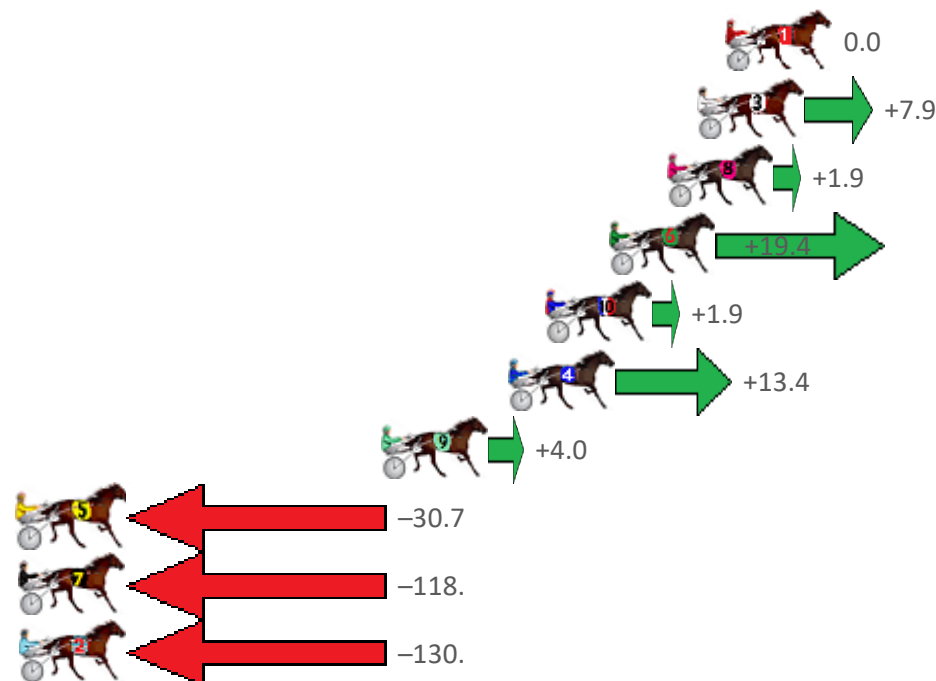
Albion Park Race 3 Distance 1660m

Tuesday, 21 December 2021

Gross Time: 2:01.30 MileRate: 1:57.60 LeadTime: 3.50s First Qtr: 27.90s Second Qtr: 30.30s Third Qtr: 29.30s Fourth Qtr: 30.30s

NoHorse	Plc	Margin	Time	800Time (W)	400 Time (W)
1 WILD ABOUT TOWN	1	0.0m	2:01.30	59.60s (0)	30.30s (0)
3 HURRIKANE SPECIAL	2	1.1m	2:01.39	59.01s (1)	29.69s (1)
8 GETALOADATHISBRO	3	2.3m	2:01.48	59.46s (0)	30.14s (0)
6 CHARLEVOIX	4	4.6m	2:01.66	58.16s (2)	29.28s (2)
10 KEAYANG SPONGE BOB	5	7.1m	2:01.86	59.46s (0)	29.66s (0)
4 MOLLIDOR	6	8.6m	2:01.98	58.61s (1)	29.43s (1)
9 STEEVEN	7	13.6m	2:02.38	59.30s (1)	30.25s (1)
5 TORQUE TO THE MAX	8	35.9m	2:04.15	61.87s (1)	31.41s (0)
7 UNDER OTHER	9	131.8m	2:11.76	68.34s (0)	37.47s (0)
2 BUTCHERS SPECIAL	10	144.3m	2:12.75	69.30s (2)	37.10s (0)

Finish Position and metres gained from 800m



Sectionals
Powered by



Home of Australian Harness Sectionals

PJ HARNESS ANALYSER

+ RAW DATA + HORSE REPORTS + FREE FRIDAY FACEBOOK TIP



www.pjdata.com.au | admin@pjdata.com.au | www.facebook.com/PJHarnessRacing

The Racing Queensland Board (trading as Racing Queensland) and provider are not responsible for the completeness or accuracy of any of the information contained herein, and makes no representations about its suitability for any purpose.

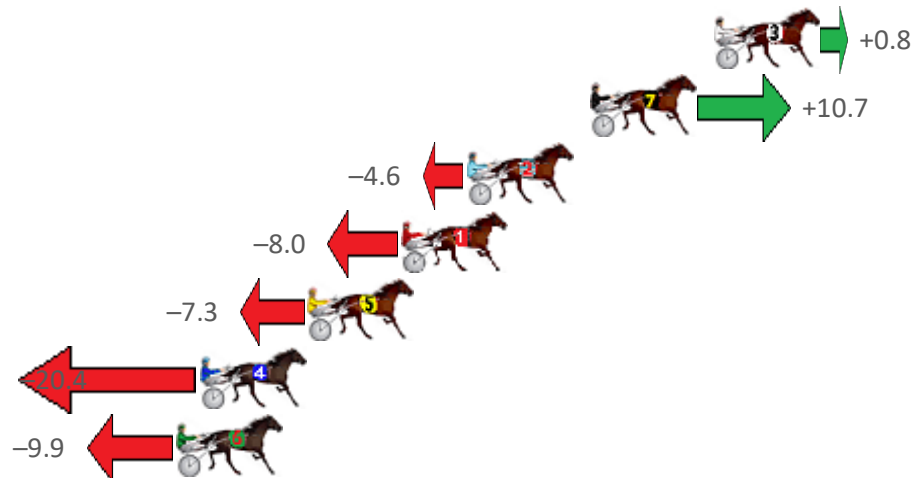
Albion Park Race 4 Distance 2138m

Tuesday, 21 December 2021

Gross Time: 2:35.30 MileRate: 1:56.90 LeadTime: 38.10s First Qtr: 30.40s Second Qtr: 31.10s Third Qtr: 28.10s Fourth Qtr: 27.60s

NoHorse	Plc	Margin	Time	800Time (W)	400 Time (W)
3 KEAYANG MARVEN	1	0.0m	2:35.30	55.64s (1)	27.60s (1)
7 MAYWYNS COURAGE	2	4.9m	2:35.66	54.96s (1)	27.54s (2)
2 EH EF EL	3	9.8m	2:36.01	56.02s (1)	27.96s (1)
1 LETTERKENNY BOY	4	12.4m	2:36.20	56.25s (0)	27.90s (0)
5 MAJORDOIT	5	16.1m	2:36.47	56.21s (0)	27.85s (0)
4 JUMPING JACK JIMMY	6	20.4m	2:36.78	57.11s (0)	28.75s (0)
6 COREY WILLIAM	7	21.3m	2:36.85	56.39s (1)	28.35s (1)

Finish Position and metres gained from 800m



Sectionals
Powered by



Home of Australian Harness Sectionals

PJ HARNESS ANALYSER

+ RAW DATA + HORSE REPORTS + FREE FRIDAY FACEBOOK TIP



www.pjdata.com.au | admin@pjdata.com.au | www.facebook.com/PJHarnessRacing

The Racing Queensland Board (trading as Racing Queensland) and provider are not responsible for the completeness or accuracy of any of the information contained herein, and makes no representations about its suitability for any purpose.


Albion Park Race 5 Distance 1660m

Tuesday, 21 December 2021

Gross Time: 1:58.60 MileRate: 1:55.00 LeadTime: 3.50s First Qtr: 26.80s Second Qtr: 31.20s Third Qtr: 28.60s Fourth Qtr: 28.50s

NoHorse	Plc	Margin	Time	800Time (W)	400 Time (W)
3 SO AM I	1	0.0m	1:58.60	56.79s (0)	28.19s (0)
4 SHES KOALA TEE	2	0.8m	1:58.66	57.16s (0)	28.56s (0)
6 HECTOR	3	3.3m	1:58.85	56.84s (1)	28.42s (1)
2 HEAVENLY WISDOM	4	3.7m	1:58.88	56.55s (1)	28.04s (1)
1 SHEZ ALL STYLE	5	4.6m	1:58.94	56.82s (0)	28.22s (0)
8 CATCH PHRASE	6	6.9m	1:59.12	56.68s (0)	28.07s (0)
9 LANCELOT BROMAC	7	7.0m	1:59.12	56.46s (1)	28.06s (2)
5 LEITHEN BURN	8	9.3m	1:59.30	55.99s (1)	27.60s (2)
10 ALBION ARK	9	9.8m	1:59.33	56.36s (1)	27.93s (2)
7 RAANI	10	10.8m	1:59.41	56.65s (0)	28.03s (0)

Finish Position and metres gained from 800m



Sectionals
Powered by



Home of Australian Harness Sectionals

PJ HARNESS ANALYSER

+ RAW DATA + HORSE REPORTS + FREE FRIDAY FACEBOOK TIP



www.pjdata.com.au | admin@pjdata.com.au | www.facebook.com/PJHarnessRacing

The Racing Queensland Board (trading as Racing Queensland) and provider are not responsible for the completeness or accuracy of any of the information contained herein, and makes no representations about its suitability for any purpose.


Albion Park Race 6 Distance 1660m

Tuesday, 21 December 2021

Gross Time: 2:01.60 MileRate: 1:57.90 LeadTime: 3.50s First Qtr: 29.40s Second Qtr: 31.70s Third Qtr: 29.30s Fourth Qtr: 27.70s

NoHorse	Plc	Margin	Time	800Time (W)	400 Time (W)
1 O B LEGAL	1	0.0m	2:01.60	57.00s (0)	27.70s (0)
8 BETTOR MEMORIES	2	8.3m	2:02.20	57.29s (0)	27.98s (0)
6 RIPPIN GOOD FEELIN	3	11.6m	2:02.45	56.90s (0)	27.64s (1)
10 ROLLONX	4	12.3m	2:02.50	57.26s (0)	27.94s (0)
5 LETS BLAZE	5	13.0m	2:02.55	56.74s (1)	27.67s (3)
7 MOTU AMETHYST	5	13.0m	2:02.55	57.65s (1)	28.42s (1)
9 HOLDINGNO CURRENCY	7	14.3m	2:02.64	57.13s (1)	27.89s (2)
2 REBLINE	8	14.5m	2:02.66	57.45s (1)	28.20s (1)
4 TIMENPATIENCE	9	16.3m	2:02.79	56.67s (1)	27.71s (0)

Finish Position and metres gained from 800m



Sectionals
Powered by



Home of Australian Harness Sectionals
PJ HARNESS ANALYSER

+ RAW DATA + HORSE REPORTS + FREE FRIDAY FACEBOOK TIP



www.pjdata.com.au | admin@pjdata.com.au | www.facebook.com/PJHarnessRacing

The Racing Queensland Board (trading as Racing Queensland) and provider are not responsible for the completeness or accuracy of any of the information contained herein, and makes no representations about its suitability for any purpose.

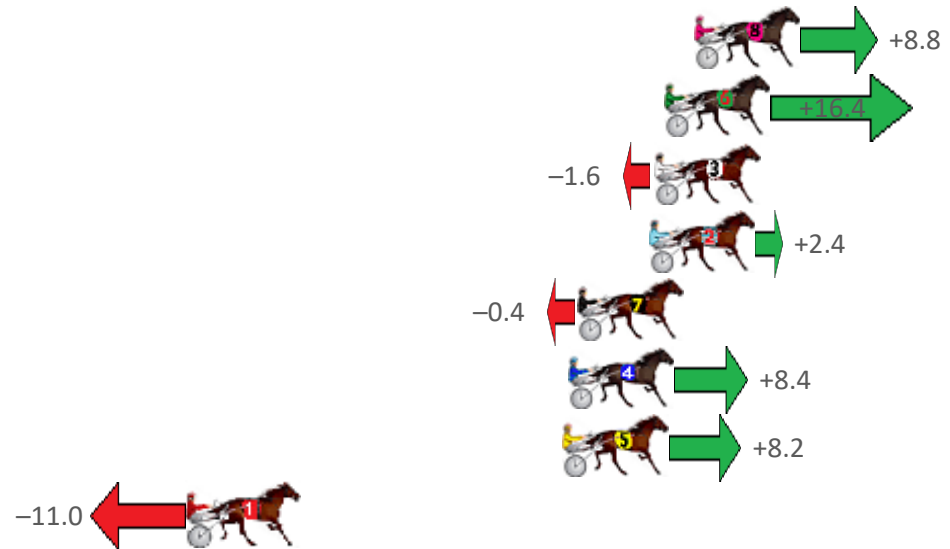
Albion Park Race 7 Distance 2138m

Tuesday, 21 December 2021

Gross Time: 2:36.00 MileRate: 1:57.50 LeadTime: 38.20s First Qtr: 30.10s Second Qtr: 30.90s Third Qtr: 28.50s Fourth Qtr: 28.30s

NoHorse	Plc	Margin	Time	800Time (W)	400 Time (W)
8 GLENLEDI BOY	1	0.0m	2:36.00	56.18s (1)	27.99s (1)
6 GOTTAHAVEAHOBBIIE	2	1.2m	2:36.09	55.64s (1)	27.29s (2)
3 SOHO SINATRA	3	1.6m	2:36.12	56.91s (0)	28.36s (0)
2 LIFE OF BRIAN	4	1.8m	2:36.13	56.63s (0)	28.06s (0)
7 YEP GOT CHOOKS	5	4.6m	2:36.34	56.83s (1)	28.62s (1)
4 JILLIBY JACKPOT	6	5.0m	2:36.37	56.21s (1)	27.75s (1)
5 PINUP BOY	7	5.2m	2:36.39	56.22s (0)	27.65s (0)
1 SHOWEM SIMON	8	20.0m	2:37.49	57.58s (0)	28.99s (0)

Finish Position and metres gained from 800m



Sectionals
Powered by



Home of Australian Harness Sectionals
PJ HARNESS ANALYSER

+ RAW DATA + HORSE REPORTS + FREE FRIDAY FACEBOOK TIP



www.pjdata.com.au | admin@pjdata.com.au | www.facebook.com/PJHarnessRacing

The Racing Queensland Board (trading as Racing Queensland) and provider are not responsible for the completeness or accuracy of any of the information contained herein, and makes no representations about its suitability for any purpose.

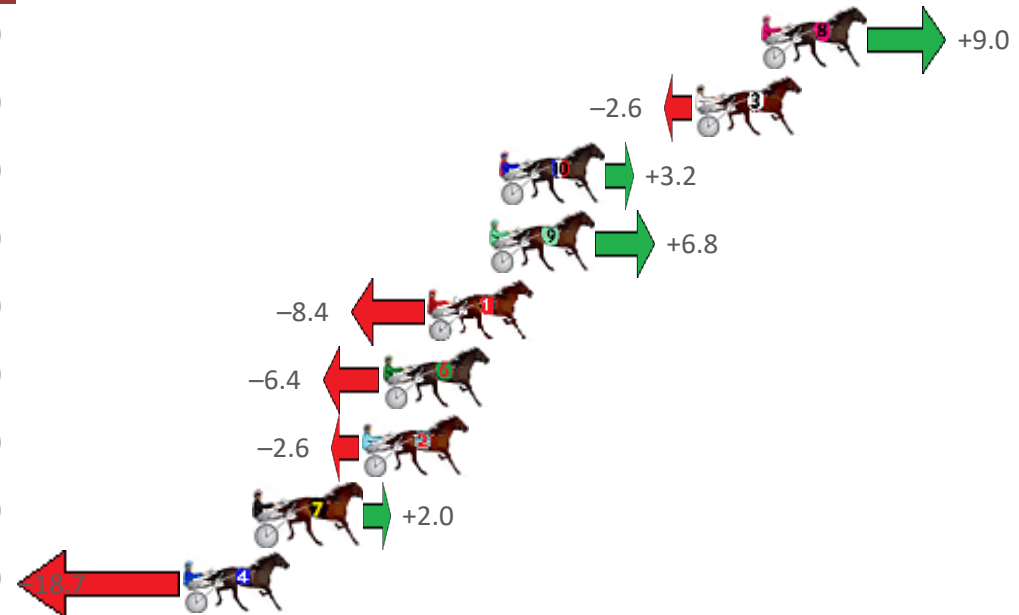
Albion Park Race 8 Distance 1660m

Tuesday, 21 December 2021

Gross Time: 1:57.70 MileRate: 1:54.10 LeadTime: 3.30s First Qtr: 28.00s Second Qtr: 29.50s Third Qtr: 28.20s Fourth Qtr: 28.70s

NoHorse	Plc	Margin	Time	800Time (W)	400 Time (W)
8 HEMSWORTH	1	0.0m	1:57.70	56.26s (0)	27.93s (1)
3 JEWEL OF PEAK	2	2.6m	1:57.90	57.08s (0)	28.89s (0)
10 GASMONKEY	3	10.4m	1:58.48	56.67s (0)	28.39s (0)
9 THE IRISH EAGLE	4	10.8m	1:58.51	56.42s (1)	28.09s (2)
1 DYNAMIC BROMAC	5	13.2m	1:58.69	57.49s (0)	29.21s (0)
6 BONNIES CAM	6	15.0m	1:58.83	57.35s (1)	29.21s (2)
2 RECIPE FOR DREAMING	7	15.8m	1:58.89	57.08s (1)	28.77s (2)
7 LOVE YOUR WORK	8	20.0m	1:59.21	56.76s (1)	28.43s (1)
4 ISOLATION	9	22.9m	1:59.43	58.22s (1)	29.88s (1)

Finish Position and metres gained from 800m



Sectionals
Powered by



Home of Australian Harness Sectionals
PJ HARNESS ANALYSER

+ RAW DATA + HORSE REPORTS + FREE FRIDAY FACEBOOK TIP



www.pjdata.com.au | admin@pjdata.com.au | www.facebook.com/PJHarnessRacing

The Racing Queensland Board (trading as Racing Queensland) and provider are not responsible for the completeness or accuracy of any of the information contained herein, and makes no representations about its suitability for any purpose.

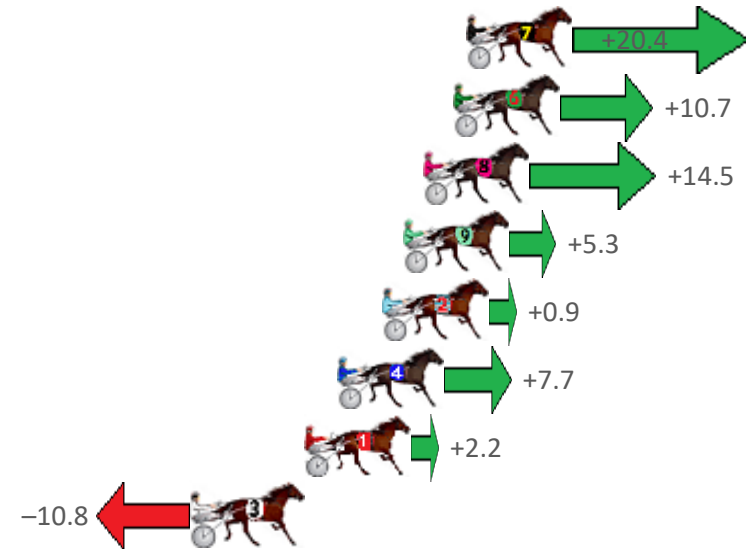
Albion Park Race 9 Distance 1660m

Tuesday, 21 December 2021

Gross Time: 1:59.10 MileRate: 1:55.50 LeadTime: 3.40s First Qtr: 27.10s Second Qtr: 29.60s Third Qtr: 29.40s Fourth Qtr: 29.60s

NoHorse	Plc	Margin	Time	800Time (W)	400 Time (W)
7 SUBTLE DELIGHT	1	0.0m	1:59.10	57.50s (1)	28.81s (2)
6 WATCH PULP FICTION	2	0.5m	1:59.14	58.22s (1)	29.30s (1)
8 DIKERRY	3	1.7m	1:59.23	57.94s (1)	29.28s (2)
9 SABRAGE	4	2.5m	1:59.29	58.61s (2)	29.75s (1)
2 THE SHADY ONE	5	3.3m	1:59.36	58.93s (0)	29.52s (0)
4 JUMPING JOLT	6	5.1m	1:59.50	58.44s (0)	29.30s (1)
1 SO KOOL MASTER	7	6.4m	1:59.60	58.84s (0)	29.39s (0)
3 ARTHUR LOWE	8	10.8m	1:59.94	59.79s (0)	30.39s (0)

Finish Position and metres gained from 800m



Sectionals
Powered by



Home of Australian Harness Sectionals
PJ HARNESS ANALYSER

+ RAW DATA + HORSE REPORTS + FREE FRIDAY FACEBOOK TIP



www.pjdata.com.au | admin@pjdata.com.au | www.facebook.com/PJHarnessRacing

The Racing Queensland Board (trading as Racing Queensland) and provider are not responsible for the completeness or accuracy of any of the information contained herein, and makes no representations about its suitability for any purpose.