

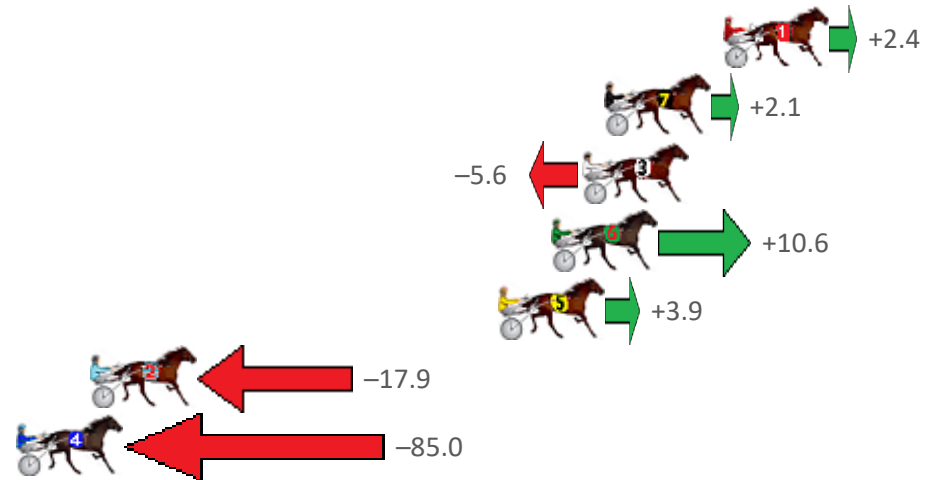
Redcliffe Race 1 Distance 1780m

Sunday, 2 January 2022

Gross Time: 2:14.20 MileRate: 2:01.30 LeadTime: 11.80s First Qtr: 30.40s Second Qtr: 30.20s Third Qtr: 30.40s Fourth Qtr: 31.40s

| NoHorse | Plc | Margin | Time | 800Time (W) | 400 Time (W) |
|----------------------|-----|--------|---------|-------------|--------------|
| 1 ROGERVALERIO LOMBO | 1 | 0.0m | 2:14.20 | 61.62s (1) | 31.40s (1) |
| 7 MISTER GALVINATOR | 2 | 4.7m | 2:14.59 | 61.64s (0) | 31.25s (0) |
| 3 LEFT TO ROCKNROLL | 3 | 5.6m | 2:14.66 | 62.23s (0) | 31.79s (0) |
| 6 THE WHISTLER | 4 | 6.8m | 2:14.76 | 60.99s (1) | 30.96s (0) |
| 5 DOWNTOWN MANHAT | 5 | 8.9m | 2:14.93 | 61.50s (1) | 31.06s (1) |
| 2 MONTANA ONE | 6 | 25.1m | 2:16.26 | 63.18s (1) | 32.73s (1) |
| 4 ROCK STAR BABE | 7 | 108.0m | 2:23.06 | 68.33s (0) | 35.54s (0) |

Finish Position and metres gained from 800m



Sectionals
Powered by



Home of Australian Harness Sectionals
PJ HARNESS ANALYSER

+ RAW DATA + HORSE REPORTS + FREE FRIDAY FACEBOOK TIP



www.pjdata.com.au | admin@pjdata.com.au | www.facebook.com/PJHarnessRacing

The Racing Queensland Board (trading as Racing Queensland) and provider are not responsible for the completeness or accuracy of any of the information contained herein, and makes no representations about its suitability for any purpose.


Redcliffe Race 2 Distance 1780m

Sunday, 2 January 2022

Gross Time: 2:12.70 MileRate: 2:00.00 LeadTime: 11.60s First Qtr: 29.70s Second Qtr: 31.20s Third Qtr: 30.10s Fourth Qtr: 30.10s

| NoHorse | Plc | Margin | Time | 800Time (W) | 400 Time (W) |
|--------------------|-----|--------|---------|-------------|--------------|
| 9 HARRY CROFT | 1 | 0.0m | 2:12.70 | 59.14s (2) | 29.67s (2) |
| 5 IMA CALVERT ROSE | 2 | 5.6m | 2:13.14 | 59.23s (2) | 29.76s (2) |
| 8 LEAPING LEO | 3 | 20.6m | 2:14.32 | 61.04s (2) | 31.64s (0) |
| 4 CHANG | 4 | 31.6m | 2:15.19 | 61.95s (1) | 31.34s (1) |
| 1 AURORA ROSE | 5 | 32.4m | 2:15.25 | 62.30s (0) | 31.70s (0) |
| 2 VALKYRIE HANOVER | 6 | 39.0m | 2:15.77 | 62.44s (0) | 31.85s (0) |
| 7 KID CALVERT | 7 | 47.3m | 2:16.43 | 62.50s (0) | 31.83s (0) |
| 3 ARTISTIC HUMMA | 8 | 47.9m | 2:16.48 | 63.53s (1) | 32.91s (1) |
| 6 WHATA REACTOR | 9 | 51.0m | 2:16.72 | 64.02s (0) | 33.42s (0) |

Finish Position and metres gained from 800m



Sectionals
Powered by



Home of Australian Harness Sectionals

PJ HARNESS ANALYSER

+ RAW DATA + HORSE REPORTS + FREE FRIDAY FACEBOOK TIP



www.pjdata.com.au | admin@pjdata.com.au | www.facebook.com/PJHarnessRacing

The Racing Queensland Board (trading as Racing Queensland) and provider are not responsible for the completeness or accuracy of any of the information contained herein, and makes no representations about its suitability for any purpose.


Redcliffe Race 3 Distance 1780m

Sunday, 2 January 2022

Gross Time: 2:10.10 MileRate: 1:57.60 LeadTime: 11.60s First Qtr: 29.70s Second Qtr: 31.00s Third Qtr: 28.70s Fourth Qtr: 29.10s

| No | Horse | Plc | Margin | Time | 800Time (W) | 400 Time (W) |
|----|-------------------|-----|--------|---------|-------------|--------------|
| 6 | IM LOKI | 1 | 0.0m | 2:10.10 | 57.80s (0) | 29.10s (0) |
| 5 | IM PLAIN JANE | 2 | 2.0m | 2:10.25 | 57.61s (0) | 28.93s (0) |
| 3 | ITSMEGS | 3 | 29.4m | 2:12.34 | 59.24s (1) | 29.84s (2) |
| 4 | TORQUE TO THE MAX | 4 | 33.6m | 2:12.67 | 59.21s (1) | 29.81s (2) |
| 2 | TODAYS HERO | 5 | 36.3m | 2:12.87 | 59.75s (0) | 30.50s (0) |
| 7 | TICK OF THE CLOCK | 6 | 51.0m | 2:13.99 | 61.09s (1) | 31.41s (1) |
| 9 | PAGEANTRY | 7 | 55.9m | 2:14.37 | 60.52s (0) | 30.96s (0) |
| 8 | SOMEWHEREINHEAVEN | 8 | 56.9m | 2:14.44 | 60.93s (0) | 31.38s (0) |

Finish Position and metres gained from 800m



Sectionals
Powered by



Home of Australian Harness Sectionals
PJ HARNESS ANALYSER

+ RAW DATA + HORSE REPORTS + FREE FRIDAY FACEBOOK TIP



www.pjdata.com.au | admin@pjdata.com.au | www.facebook.com/PJHarnessRacing

The Racing Queensland Board (trading as Racing Queensland) and provider are not responsible for the completeness or accuracy of any of the information contained herein, and makes no representations about its suitability for any purpose.

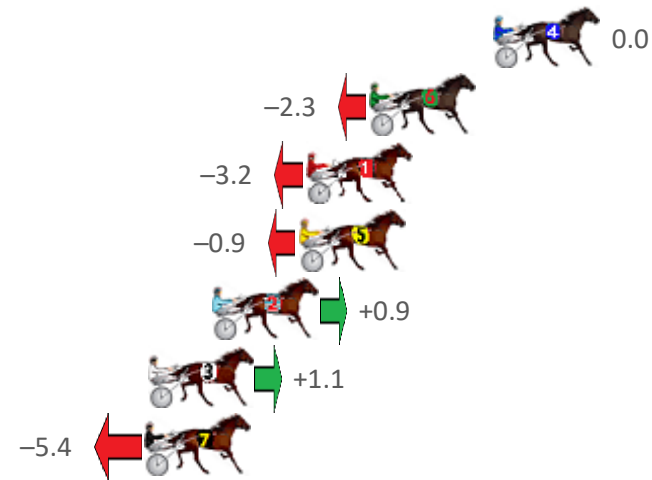
Redcliffe Race 4 Distance 1780m

Sunday, 2 January 2022

Gross Time: 2:10.10 MileRate: 1:57.60 LeadTime: 11.20s First Qtr: 31.30s Second Qtr: 29.90s Third Qtr: 28.70s Fourth Qtr: 29.00s

| NoHorse | Plc | Margin | Time | 800Time (W) | 400 Time (W) |
|----------------------|-----|--------|---------|-------------|--------------|
| 4 PEBBLE SANDS | 1 | 0.0m | 2:10.10 | 57.70s (0) | 29.00s (0) |
| 6 ELMS CREEK | 2 | 4.9m | 2:10.47 | 57.86s (1) | 29.15s (1) |
| 1 MISSINMEMATE | 3 | 7.4m | 2:10.66 | 57.93s (0) | 29.19s (0) |
| 5 MISTER HART | 4 | 7.7m | 2:10.69 | 57.76s (1) | 29.06s (2) |
| 2 TORQUE WITH ESTEEM | 5 | 11.1m | 2:10.94 | 57.64s (1) | 28.99s (1) |
| 3 MARIANNA BROMAC | 6 | 13.7m | 2:11.14 | 57.62s (0) | 28.98s (0) |
| 7 CHEDDAR MADE BETA | 7 | 13.8m | 2:11.15 | 58.09s (0) | 29.33s (0) |

Finish Position and metres gained from 800m



Sectionals
Powered by



Home of Australian Harness Sectionals
PJ HARNESS ANALYSER

+ RAW DATA + HORSE REPORTS + FREE FRIDAY FACEBOOK TIP



www.pjdata.com.au | admin@pjdata.com.au | www.facebook.com/PJHarnessRacing

The Racing Queensland Board (trading as Racing Queensland) and provider are not responsible for the completeness or accuracy of any of the information contained herein, and makes no representations about its suitability for any purpose.

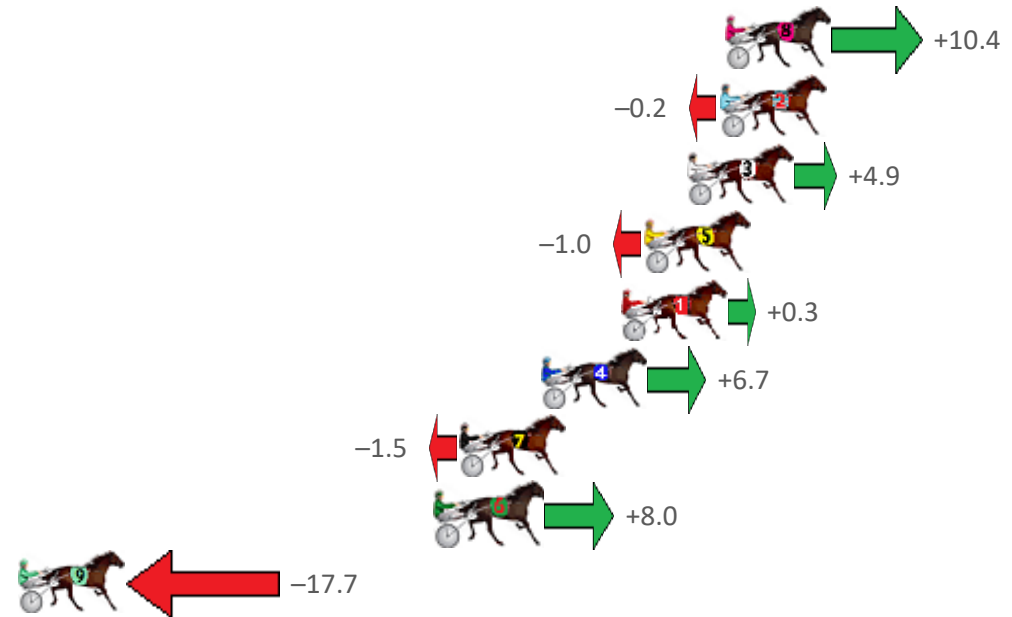
Redcliffe Race 5 Distance 1780m

Sunday, 2 January 2022

Gross Time: 2:16.90 MileRate: 2:03.70 LeadTime: 11.80s First Qtr: 32.90s Second Qtr: 32.90s Third Qtr: 29.70s Fourth Qtr: 29.60s

| NoHorse | Plc | Margin | Time | 800Time (W) | 400 Time (W) |
|----------------------|-----|--------|---------|-------------|--------------|
| 8 LAZY BLAZE | 1 | 0.0m | 2:16.90 | 58.53s (1) | 29.31s (2) |
| 2 NOLONGA YOUR CHOIC | 2 | 0.2m | 2:16.92 | 59.31s (0) | 29.61s (0) |
| 3 ROCCO VARIETY | 3 | 1.5m | 2:17.02 | 58.94s (1) | 29.25s (1) |
| 5 FORTYFIVE ROCK | 4 | 3.2m | 2:17.15 | 59.37s (1) | 29.69s (1) |
| 1 TORQUE WRITER | 5 | 4.1m | 2:17.22 | 59.28s (0) | 29.56s (0) |
| 4 JILLIBY GIZMO | 6 | 7.3m | 2:17.47 | 58.81s (0) | 29.08s (0) |
| 7 FOUR SHIELDS | 7 | 10.5m | 2:17.71 | 59.41s (0) | 29.67s (0) |
| 6 KEAYANG SPONGE BOB | 8 | 11.4m | 2:17.78 | 58.71s (1) | 29.19s (2) |
| 9 SHES ALL SMILES | 9 | 32.7m | 2:19.44 | 60.60s (1) | 31.05s (1) |

Finish Position and metres gained from 800m



Sectionals
Powered by



Home of Australian Harness Sectionals
PJ HARNESS ANALYSER

+ RAW DATA + HORSE REPORTS + FREE FRIDAY FACEBOOK TIP



www.pjdata.com.au | admin@pjdata.com.au | www.facebook.com/PJHarnessRacing

The Racing Queensland Board (trading as Racing Queensland) and provider are not responsible for the completeness or accuracy of any of the information contained herein, and makes no representations about its suitability for any purpose.

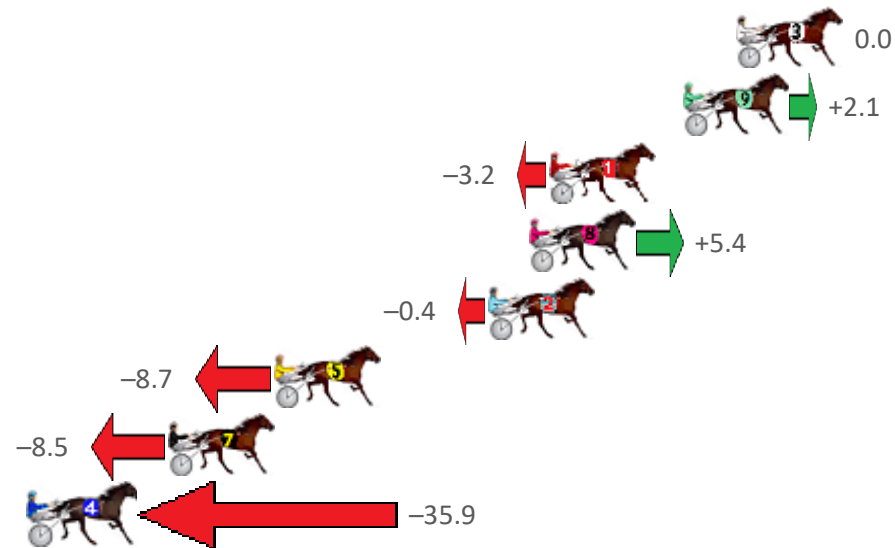
Redcliffe Race 6 Distance 1780m

Sunday, 2 January 2022

Gross Time: 2:11.70 MileRate: 1:59.00 LeadTime: 11.40s First Qtr: 31.00s Second Qtr: 31.80s Third Qtr: 28.50s Fourth Qtr: 29.00s

| NoHorse | Plc | Margin | Time | 800Time (W) | 400 Time (W) |
|----------------------|-----|--------|---------|-------------|--------------|
| 3 BATTLECRAFT | 1 | 0.0m | 2:11.70 | 57.50s (0) | 29.00s (0) |
| 9 SHEZALUCKYLADY | 2 | 2.1m | 2:11.86 | 57.35s (1) | 28.62s (2) |
| 1 FEEL THE THRILL | 3 | 7.4m | 2:12.26 | 57.73s (0) | 29.13s (0) |
| 8 ROCKNROLL DA GAMA | 4 | 8.2m | 2:12.32 | 57.11s (0) | 28.47s (0) |
| 2 FORGIVE ME | 5 | 9.8m | 2:12.45 | 57.53s (0) | 28.96s (0) |
| 5 MY ULTIMATE CLIPPA | 6 | 18.3m | 2:13.09 | 58.12s (1) | 29.43s (2) |
| 7 JOY TO ALL | 7 | 22.5m | 2:13.41 | 58.11s (1) | 29.31s (1) |
| 4 ROUSEY | 8 | 35.9m | 2:14.43 | 60.07s (1) | 31.26s (1) |

Finish Position and metres gained from 800m



Sectionals
Powered by



Home of Australian Harness Sectionals
PJ HARNESS ANALYSER

+ RAW DATA + HORSE REPORTS + FREE FRIDAY FACEBOOK TIP



www.pjdata.com.au | admin@pjdata.com.au | www.facebook.com/PJHarnessRacing

The Racing Queensland Board (trading as Racing Queensland) and provider are not responsible for the completeness or accuracy of any of the information contained herein, and makes no representations about its suitability for any purpose.

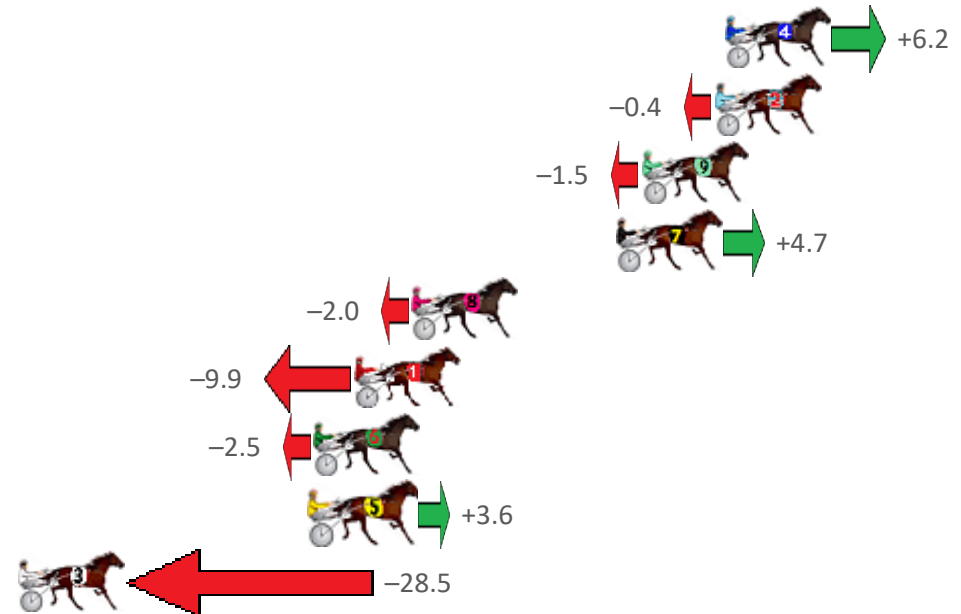
Redcliffe Race 7 Distance 1780m

Sunday, 2 January 2022

Gross Time: 2:12.20 MileRate: 1:59.50 LeadTime: 11.90s First Qtr: 31.30s Second Qtr: 30.90s Third Qtr: 28.70s Fourth Qtr: 29.40s

| NoHorse | Plc | Margin | Time | 800Time (W) | 400 Time (W) |
|----------------|-----|--------|---------|-------------|--------------|
| 4 PAGO PAGO | 1 | 0.0m | 2:12.20 | 57.65s (1) | 28.93s (1) |
| 2 BARBOO | 2 | 0.4m | 2:12.23 | 58.13s (0) | 29.43s (0) |
| 9 SHOWEM SIMON | 3 | 3.3m | 2:12.45 | 58.21s (1) | 29.51s (1) |
| 7 PACIFIC COIN | 4 | 4.3m | 2:12.53 | 57.76s (0) | 28.75s (0) |
| 8 BEYONSKI | 5 | 12.4m | 2:13.16 | 58.24s (1) | 29.41s (1) |
| 1 MAJOR TRALEE | 6 | 14.7m | 2:13.33 | 58.81s (0) | 29.82s (0) |
| 6 AMIEES IDEAL | 7 | 16.3m | 2:13.46 | 58.28s (0) | 29.19s (0) |
| 5 SHAKATIE | 8 | 16.4m | 2:13.46 | 57.84s (1) | 28.70s (2) |
| 3 INFORMALITY | 9 | 43.9m | 2:15.58 | 60.16s (1) | 30.99s (1) |

Finish Position and metres gained from 800m



Sectionals
Powered by



Home of Australian Harness Sectionals
PJ HARNESS ANALYSER

+ RAW DATA + HORSE REPORTS + FREE FRIDAY FACEBOOK TIP



www.pjdata.com.au | admin@pjdata.com.au | www.facebook.com/PJHarnessRacing

The Racing Queensland Board (trading as Racing Queensland) and provider are not responsible for the completeness or accuracy of any of the information contained herein, and makes no representations about its suitability for any purpose.

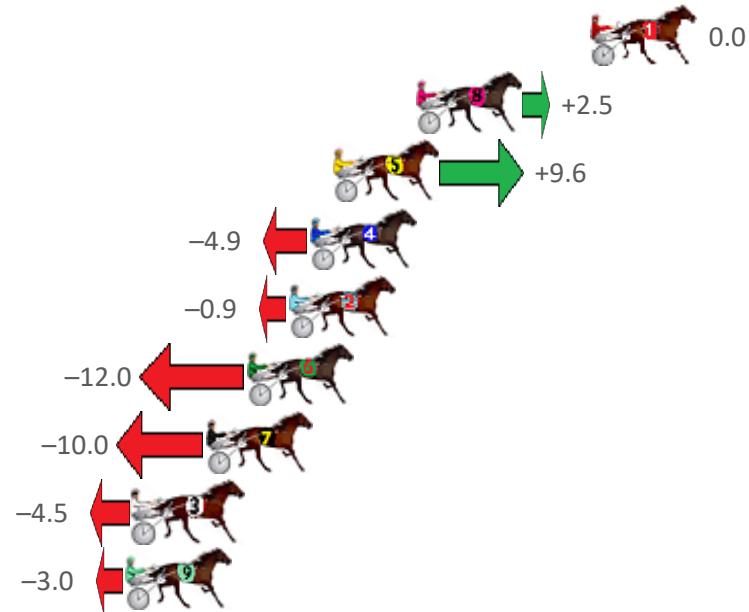
Redcliffe Race 8 Distance 1780m

Sunday, 2 January 2022

Gross Time: 2:09.60 MileRate: 1:57.20 LeadTime: 11.30s First Qtr: 29.20s Second Qtr: 30.30s Third Qtr: 28.90s Fourth Qtr: 29.90s

| NoHorse | Plc | Margin | Time | 800Time (W) | 400 Time (W) |
|--------------------|-----|--------|---------|-------------|--------------|
| 1 RAANI | 1 | 0.0m | 2:09.60 | 58.80s (0) | 29.90s (0) |
| 8 SLIDE TO UNLOCK | 2 | 6.9m | 2:10.14 | 58.62s (0) | 29.60s (0) |
| 5 MISS MIA | 3 | 10.2m | 2:10.40 | 58.10s (1) | 29.04s (2) |
| 4 IMA BEACH BABE | 4 | 11.1m | 2:10.47 | 59.16s (1) | 30.00s (1) |
| 2 WOODLANDS ROSE | 5 | 11.9m | 2:10.53 | 58.87s (1) | 29.67s (1) |
| 6 MAFFIOSO GIRL | 6 | 13.6m | 2:10.67 | 59.68s (1) | 30.64s (1) |
| 7 HIT THE TRACK | 7 | 15.2m | 2:10.79 | 59.53s (0) | 30.54s (0) |
| 3 MY SECRET BEACH | 8 | 18.1m | 2:11.02 | 59.13s (0) | 30.07s (0) |
| 9 AWHOLELOTOPRETTY | 9 | 18.4m | 2:11.04 | 59.02s (1) | 29.78s (1) |

Finish Position and metres gained from 800m



Sectionals
Powered by



Home of Australian Harness Sectionals
PJ HARNESS ANALYSER

+ RAW DATA + HORSE REPORTS + FREE FRIDAY FACEBOOK TIP



www.pjdata.com.au | admin@pjdata.com.au | www.facebook.com/PJHarnessRacing

The Racing Queensland Board (trading as Racing Queensland) and provider are not responsible for the completeness or accuracy of any of the information contained herein, and makes no representations about its suitability for any purpose.