

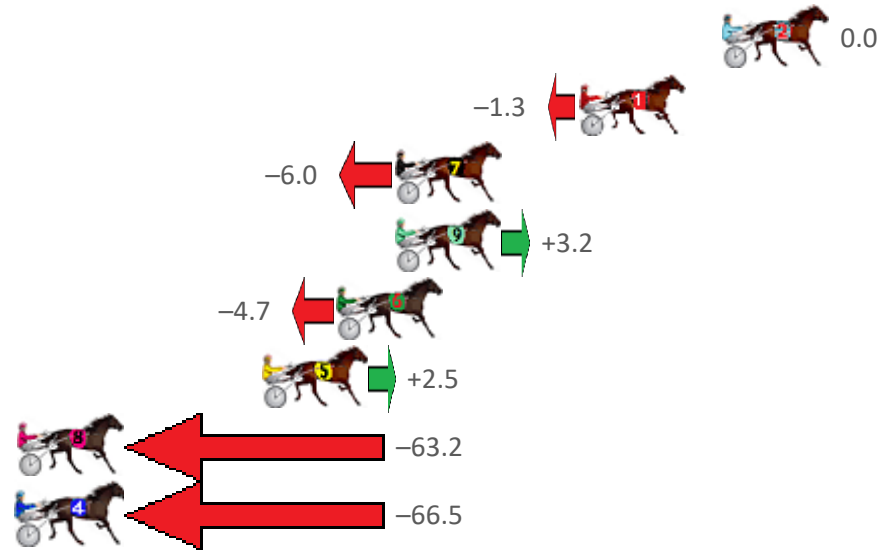
Marburg Race 1 Distance 1850m

Thursday, 17 March 2022

Gross Time: 2:22.60 MileRate: 2:04.10 LeadTime: 18.50s First Qtr: 32.60s Second Qtr: 32.00s Third Qtr: 28.20s Fourth Qtr: 31.30s

No Horse	Plc	Margin	Time	800Time (W)	400 Time (W)
2 GOLDEN GRIN	1	0.0m	2:22.60	59.50s (0)	31.30s (0)
1 FEEL YOUR WAY	2	5.7m	2:23.07	59.60s (0)	31.32s (0)
7 OUTER CHANGE	3	13.0m	2:23.66	59.94s (1)	31.52s (1)
9 MANNI MANNI	4	13.0m	2:23.66	59.26s (1)	30.99s (1)
6 GOTTA DREAM	5	15.3m	2:23.85	59.85s (0)	31.54s (0)
5 COULD IT BE ME	6	18.3m	2:24.10	59.32s (1)	30.69s (0)
8 MELTON QUALITY	7	75.2m	2:28.75	64.17s (1)	35.56s (0)
4 YARRAMAN NEEDY	8	176.5m	2:37.04	64.42s (0)	34.14s (0)

Finish Position and metres gained from 800m



Sectionals
Powered
by



Home of Australian Harness Sectionals

PJ Harness Analyser

Daily Raw Data directly to your inbox



All Victorian Racing added as of 17 January 2022

www.pjdata.com.au admin@pjdata.com.au www.facebook.com/PJHarnessRacing



The Racing Queensland Board (trading as Racing Queensland) and provider are not responsible for the completeness or accuracy of any of the information contained herein, and makes no representations about its suitability for any purpose.

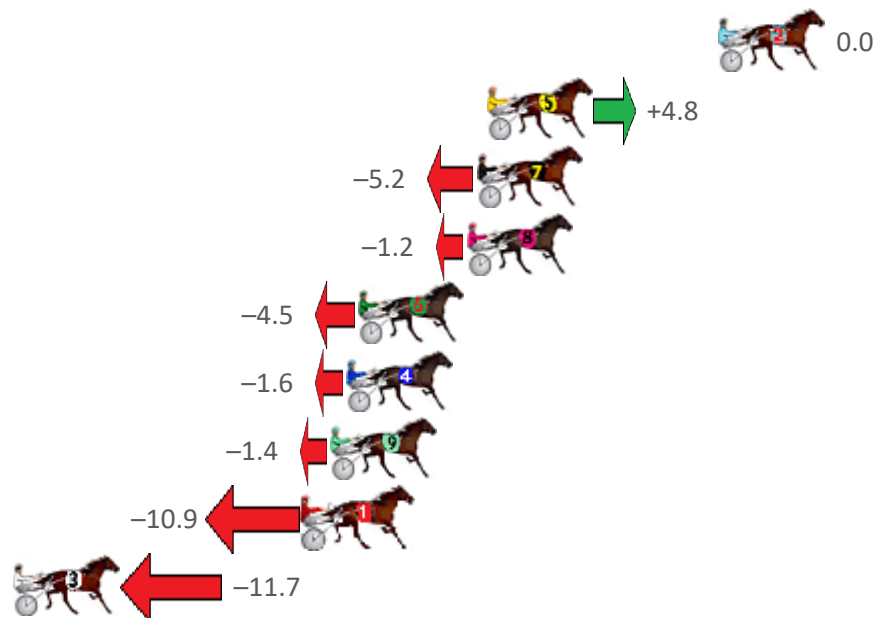
Marburg Race 2 Distance 2200m

Thursday, 17 March 2022

Gross Time: 2:48.80 MileRate: 2:03.50 LeadTime: 45.40s First Qtr: 32.60s Second Qtr: 32.10s Third Qtr: 28.80s Fourth Qtr: 29.90s

No Horse	Plc	Margin	Time	800Time (W)	400 Time (W)
2 DUSTY PLAINS	1	0.0m	2:48.80	58.70s (0)	29.90s (0)
5 BAD BOY BORIS	2	9.2m	2:49.52	58.35s (2)	30.06s (2)
7 JELIGNITE JACK	3	9.6m	2:49.55	59.08s (1)	30.24s (1)
8 YARRAMAN ROCKY	4	10.0m	2:49.58	58.79s (1)	29.89s (1)
6 HURRIKANE KING	5	14.3m	2:49.92	59.03s (0)	30.12s (0)
4 IM A CLASSY GIRL	6	14.8m	2:49.96	58.82s (1)	29.91s (2)
9 MELTON BOOMER	7	15.4m	2:50.01	58.80s (0)	29.90s (1)
1 OUR DOLLY	8	16.5m	2:50.09	59.50s (0)	30.59s (0)
3 DANCING WITH MY EX	9	30.9m	2:51.22	59.55s (0)	30.41s (0)

Finish Position and metres gained from 800m



Sectionals
Powered
by



Home of Australian Harness Sectionals

PJ Harness Analyser

Daily Raw Data directly to your inbox



All Victorian Racing added as of 17 January 2022

www.pjdata.com.au admin@pjdata.com.au www.facebook.com/PJHarnessRacing



The Racing Queensland Board (trading as Racing Queensland) and provider are not responsible for the completeness or accuracy of any of the information contained herein, and makes no representations about its suitability for any purpose.

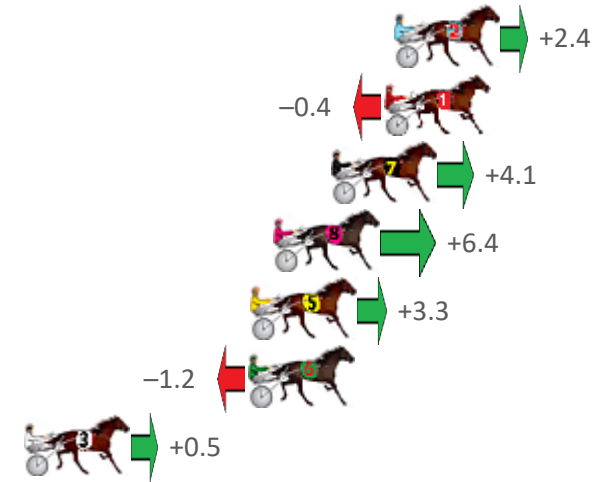
Marburg Race 3 Distance 1850m

Thursday, 17 March 2022

Gross Time: 2:22.50 MileRate: 2:03.90 LeadTime: 17.90s First Qtr: 32.80s Second Qtr: 33.70s Third Qtr: 28.70s Fourth Qtr: 29.40s

No Horse	Plc	Margin	Time	800Time (W)	400 Time (W)
2 SHESA PEARLA	1	0.0m	2:22.50	57.93s (1)	29.21s (1)
1 ROCCO VARIETY	2	0.4m	2:22.53	58.13s (0)	29.43s (0)
7 DARBY BRIGHTS	3	2.5m	2:22.69	57.80s (1)	28.98s (1)
8 THE CROM	4	4.8m	2:22.87	57.64s (1)	28.83s (1)
5 SCHOOPY	5	5.7m	2:22.94	57.86s (0)	28.97s (0)
6 LITTLEDEE	6	5.8m	2:22.95	58.19s (0)	29.34s (0)
3 DUKE	7	14.7m	2:23.63	58.06s (1)	29.28s (0)

Finish Position and metres gained from 800m



Sectionals
Powered
by



Home of Australian Harness Sectionals

PJ Harness Analyser

Daily Raw Data directly to your inbox



All Victorian Racing added as of 17 January 2022

www.pjdata.com.au admin@pjdata.com.au www.facebook.com/PJHarnessRacing



The Racing Queensland Board (trading as Racing Queensland) and provider are not responsible for the completeness or accuracy of any of the information contained herein, and makes no representations about its suitability for any purpose.

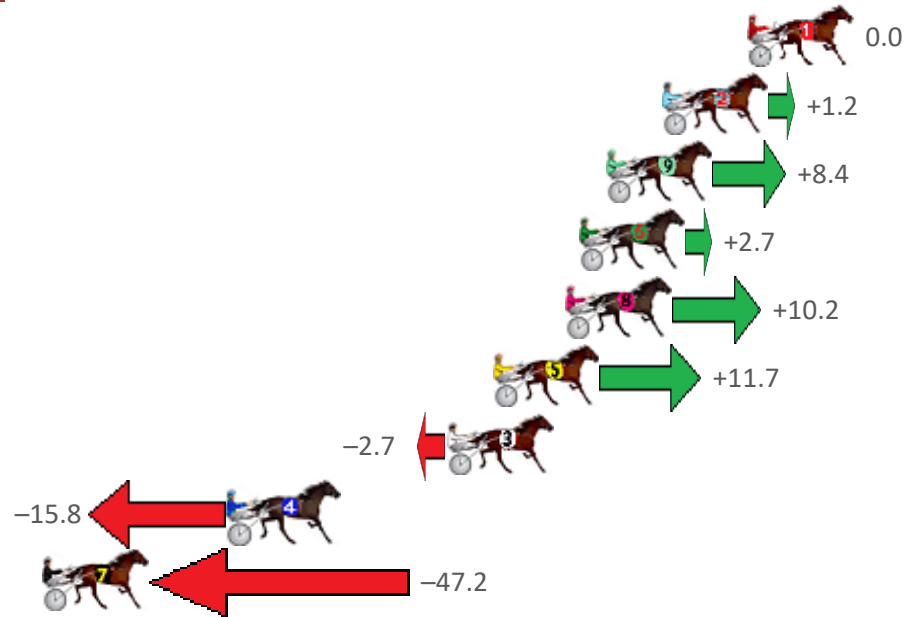
Marburg Race 4 Distance 2200m

Thursday, 17 March 2022

Gross Time: 2:43.40 MileRate: 1:59.50 LeadTime: 43.00s First Qtr: 29.60s Second Qtr: 30.80s Third Qtr: 28.50s Fourth Qtr: 31.50s

No Horse	Plc	Margin	Time	800Time (W)	400 Time (W)
1 JACKBKWIK	1	0.0m	2:43.40	60.00s (0)	31.50s (0)
2 NOT THE KINGSWOOD	2	3.4m	2:43.68	59.91s (0)	31.39s (0)
9 YARRAMANS SHADOW	3	5.6m	2:43.86	59.37s (0)	31.12s (0)
6 TINGE OF FEAR	4	6.7m	2:43.95	59.80s (0)	31.40s (1)
8 ARTISTIC SAINT	5	7.2m	2:43.99	59.24s (2)	30.33s (1)
5 BRILLIANT ART	6	10.1m	2:44.23	59.13s (1)	30.99s (0)
3 ARNOLD STREET	7	11.9m	2:44.38	60.20s (1)	31.18s (1)
4 ABERCROMBIE TAB	8	20.6m	2:45.10	61.18s (1)	32.00s (2)
7 LUXURY LAD	9	60.6m	2:48.39	63.52s (1)	34.07s (0)

Finish Position and metres gained from 800m



Sectionals
Powered
by



Home of Australian Harness Sectionals

PJ Harness Analyser

Daily Raw Data directly to your inbox



All Victorian Racing added as of 17 January 2022

www.pjdata.com.au admin@pjdata.com.au www.facebook.com/PJHarnessRacing



The Racing Queensland Board (trading as Racing Queensland) and provider are not responsible for the completeness or accuracy of any of the information contained herein, and makes no representations about its suitability for any purpose.

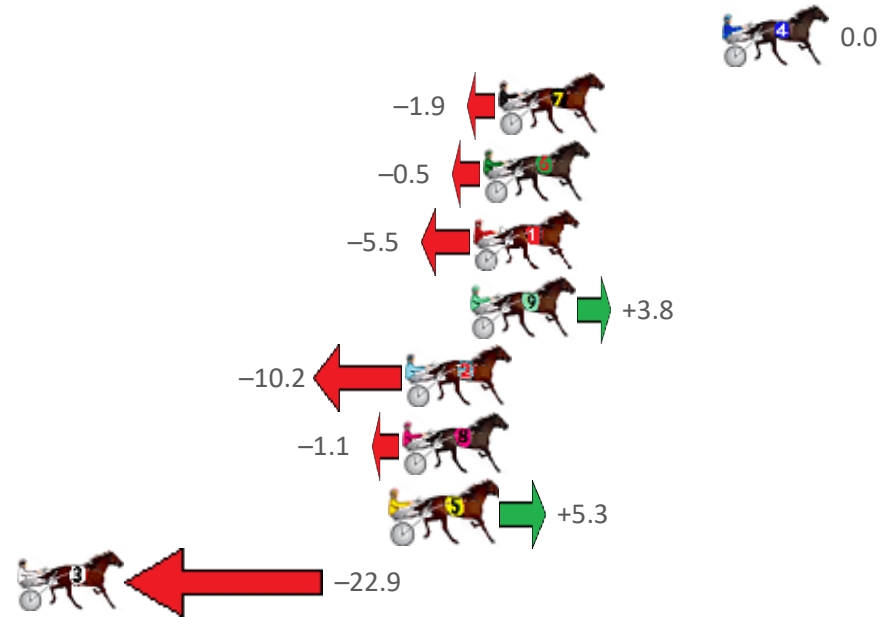
Marburg Race 5 Distance 1850m

Thursday, 17 March 2022

Gross Time: 2:18.60 MileRate: 2:00.60 LeadTime: 17.20s First Qtr: 31.70s Second Qtr: 32.10s Third Qtr: 27.80s Fourth Qtr: 29.80s

No Horse	Plc	Margin	Time	800Time (W)	400 Time (W)
4 MELTON INSULTED	1	0.0m	2:18.60	57.60s (0)	29.80s (0)
7 HEARTBREAK	2	8.9m	2:19.29	57.74s (1)	29.88s (1)
6 BATTLECRAFT	3	9.5m	2:19.34	57.64s (0)	29.85s (0)
1 REGINA ELENA	4	9.9m	2:19.37	57.99s (0)	30.19s (0)
9 ARCHILLES	5	10.0m	2:19.38	57.33s (0)	29.47s (0)
2 TIMENPATIENCE	6	12.6m	2:19.58	58.33s (1)	30.54s (1)
8 ROCKNROLL DA GAMA	7	12.7m	2:19.59	57.68s (1)	29.85s (1)
5 MY SECRET BEACH	8	13.1m	2:19.62	57.22s (0)	29.56s (1)
3 JOEY LINCOLN	9	51.3m	2:22.61	59.24s (0)	31.08s (0)

Finish Position and metres gained from 800m



Sectionals
Powered
by



Home of Australian Harness Sectionals

PJ Harness Analyser

Daily Raw Data directly to your inbox



All Victorian Racing added as of 17 January 2022

www.pjdata.com.au admin@pjdata.com.au www.facebook.com/PJHarnessRacing



The Racing Queensland Board (trading as Racing Queensland) and provider are not responsible for the completeness or accuracy of any of the information contained herein, and makes no representations about its suitability for any purpose.

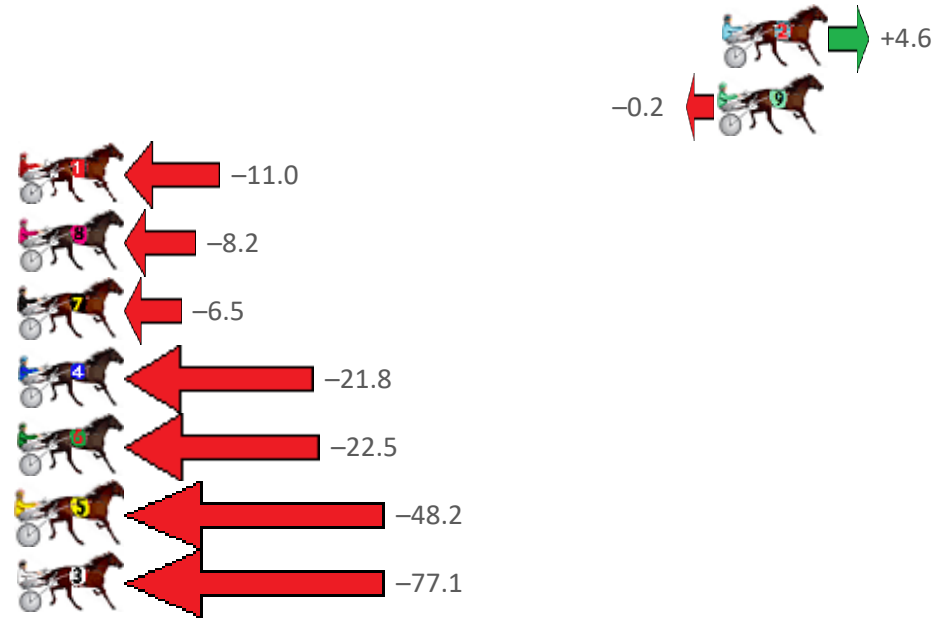
Marburg Race 6 Distance 1850m

Thursday, 17 March 2022

Gross Time: 2:17.20 MileRate: 1:59.40 LeadTime: 17.90s First Qtr: 29.20s Second Qtr: 31.30s Third Qtr: 28.10s Fourth Qtr: 30.70s

No Horse	Plc	Margin	Time	800Time (W)	400 Time (W)
2 VERMONT	1	0.0m	2:17.20	58.46s (0)	30.15s (0)
9 MI FURIOSO TORO	2	0.2m	2:17.22	58.81s (0)	30.72s (0)
1 STRAYTOTHEPOOLROO	3	28.6m	2:19.50	59.60s (0)	30.26s (0)
8 PACIFIC COIN	4	31.0m	2:19.69	59.40s (1)	29.92s (1)
7 AUNTY FRANCES	5	32.5m	2:19.81	59.28s (0)	29.90s (0)
4 MISS LILY MAY	6	40.2m	2:20.43	60.39s (1)	30.99s (1)
6 MELTON KILLARA	7	44.3m	2:20.76	60.44s (0)	31.12s (0)
5 DONT YOUBE NAUGHTY	8	75.2m	2:23.24	62.32s (1)	32.97s (1)
3 MYGEORGIE	9	107.1m	2:25.80	64.44s (0)	33.53s (0)

Finish Position and metres gained from 800m



Sectionals
Powered
by



Home of Australian Harness Sectionals

PJ Harness Analyser

Daily Raw Data directly to your inbox



All Victorian Racing added as of 17 January 2022

www.pjdata.com.au admin@pjdata.com.au www.facebook.com/PJHarnessRacing




Marburg Race 7 Distance 1850m

Thursday, 17 March 2022

Gross Time: 2:17.90 MileRate: 2:00.00 LeadTime: 17.60s First Qtr: 31.60s Second Qtr: 31.90s Third Qtr: 28.00s Fourth Qtr: 28.80s

No Horse	Plc	Margin	Time	800Time (W)	400 Time (W)
1 KINGOFTHESTARS	1	0.0m	2:17.90	56.80s (0)	28.80s (0)
5 ARTFUL MAID	2	1.4m	2:18.01	55.91s (1)	28.13s (2)
4 KANYE CRUSADER	3	2.8m	2:18.11	56.73s (1)	28.69s (1)
6 JUST ROKIN	4	3.0m	2:18.13	56.72s (0)	28.66s (0)
7 ARTHUR LOWE	5	6.5m	2:18.39	56.65s (0)	28.54s (0)
8 BEE GEES BANDIT	6	9.9m	2:18.65	56.55s (0)	28.42s (0)
3 JUMPING JOLT	7	16.3m	2:19.13	56.68s (0)	28.54s (0)
2 COREY WILLIAM	8	19.9m	2:19.40	57.54s (1)	29.25s (1)

Finish Position and metres gained from 800m



Sectionals
Powered
by



Home of Australian Harness Sectionals

PJ Harness Analyser

Daily Raw Data directly to your inbox



All Victorian Racing added as of 17 January 2022

www.pjdata.com.au admin@pjdata.com.au www.facebook.com/PJHarnessRacing



The Racing Queensland Board (trading as Racing Queensland) and provider are not responsible for the completeness or accuracy of any of the information contained herein, and makes no representations about its suitability for any purpose.

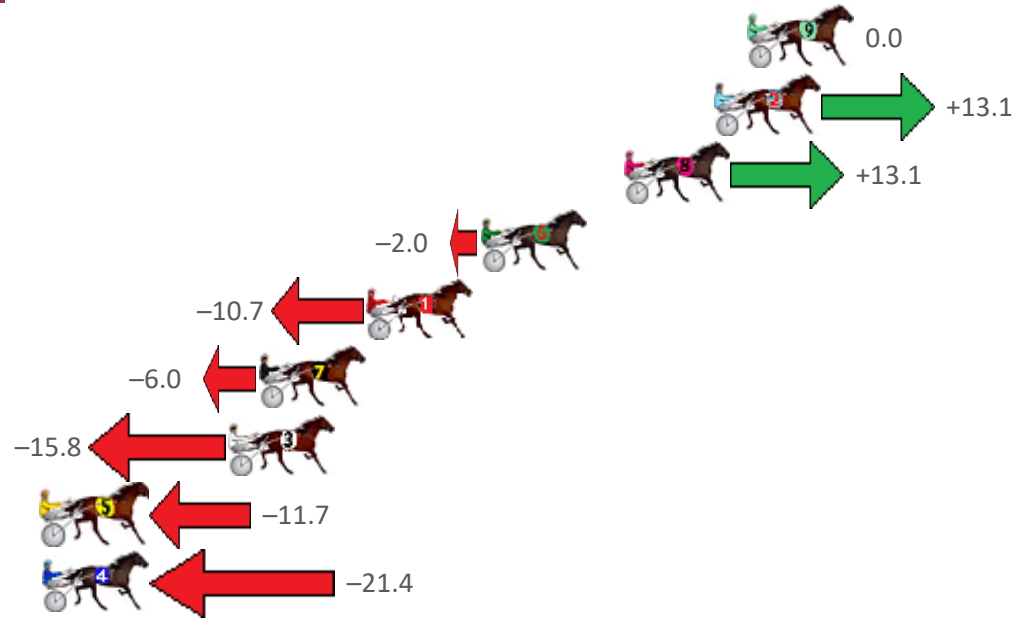
Marburg Race 8 Distance 2200m

Thursday, 17 March 2022

Gross Time: 2:43.00 MileRate: 1:59.20 LeadTime: 42.20s First Qtr: 30.40s Second Qtr: 31.90s Third Qtr: 28.70s Fourth Qtr: 29.80s

No Horse	Plc	Margin	Time	800Time (W)	400 Time (W)
9 DOLLARBILL	1	0.0m	2:43.00	58.50s (0)	29.80s (0)
2 LAVAZZA	2	1.3m	2:43.10	57.55s (1)	29.73s (2)
8 CHEDDAR MADE BETA	3	4.9m	2:43.38	57.55s (0)	29.10s (1)
6 ALTANA BLUE	4	10.6m	2:43.83	58.65s (0)	29.83s (0)
1 IMA BEACH BABE	5	15.1m	2:44.18	59.28s (0)	30.52s (0)
7 OLIVER WINKLE	6	19.4m	2:44.51	58.94s (0)	30.16s (0)
3 RAANI	7	20.6m	2:44.61	59.65s (1)	31.04s (1)
5 IMA BIRUBI BOY	8	30.3m	2:45.37	59.35s (1)	31.21s (2)
4 SPRINGFIELD SPIRIT	9	30.8m	2:45.40	60.06s (1)	31.33s (1)

Finish Position and metres gained from 800m



Sectionals
Powered
by



Home of Australian Harness Sectionals

PJ Harness Analyser

Daily Raw Data directly to your inbox



All Victorian Racing added as of 17 January 2022

www.pjdata.com.au admin@pjdata.com.au www.facebook.com/PJHarnessRacing



The Racing Queensland Board (trading as Racing Queensland) and provider are not responsible for the completeness or accuracy of any of the information contained herein, and makes no representations about its suitability for any purpose.

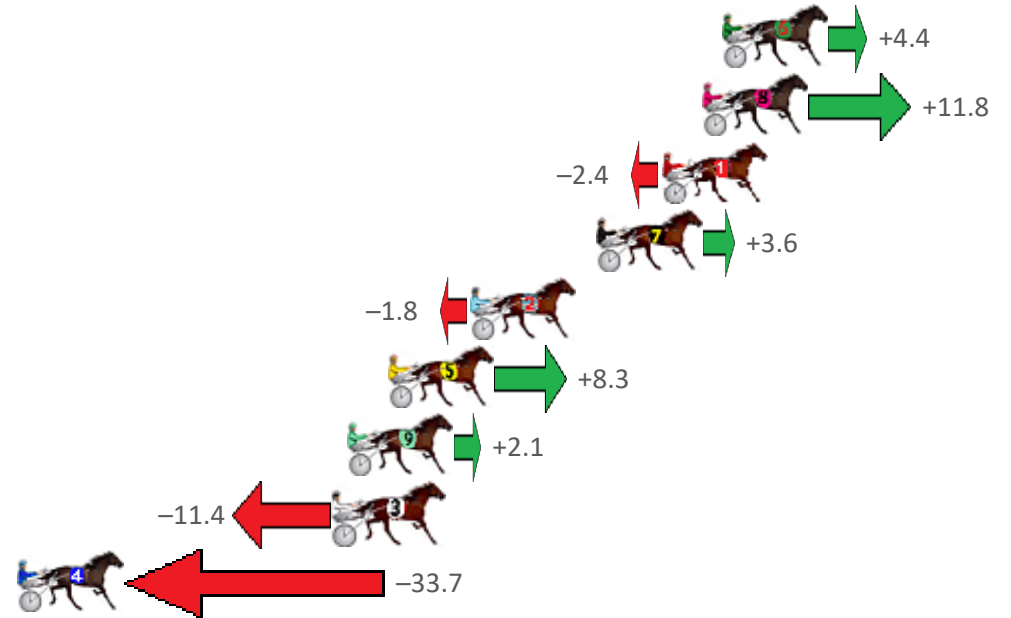
Marburg Race 9 Distance 1850m

Thursday, 17 March 2022

Gross Time: 2:15.70 MileRate: 1:58.00 LeadTime: 16.80s First Qtr: 29.80s Second Qtr: 31.60s Third Qtr: 28.10s Fourth Qtr: 29.40s

No Horse	Plc	Margin	Time	800Time (W)	400 Time (W)
6 GOELITZ	1	0.0m	2:15.70	57.19s (0)	29.09s (0)
8 SQUARE DEALER	2	0.8m	2:15.76	56.66s (1)	29.22s (2)
1 PEBBLE SANDS	3	2.4m	2:15.89	57.67s (0)	29.58s (0)
7 REDS GOOD TO GO	4	5.0m	2:16.09	57.24s (0)	29.14s (0)
2 HEY MISTER TAYLOR	5	10.0m	2:16.47	57.63s (1)	29.43s (2)
5 BONNIES CAM	6	13.3m	2:16.73	56.91s (1)	29.29s (2)
9 MISTER DIAMOND	7	14.9m	2:16.85	57.35s (1)	29.74s (3)
3 MIGHTY GEORGE	8	15.4m	2:16.89	58.31s (1)	30.06s (1)
4 ALLSTAR SEA	9	48.5m	2:19.44	59.91s (0)	31.63s (0)

Finish Position and metres gained from 800m



Sectionals
Powered
by



Home of Australian Harness Sectionals

PJ Harness Analyser

Daily Raw Data directly to your inbox



All Victorian Racing added as of 17 January 2022

www.pjdata.com.au admin@pjdata.com.au www.facebook.com/PJHarnessRacing



The Racing Queensland Board (trading as Racing Queensland) and provider are not responsible for the completeness or accuracy of any of the information contained herein, and makes no representations about its suitability for any purpose.