

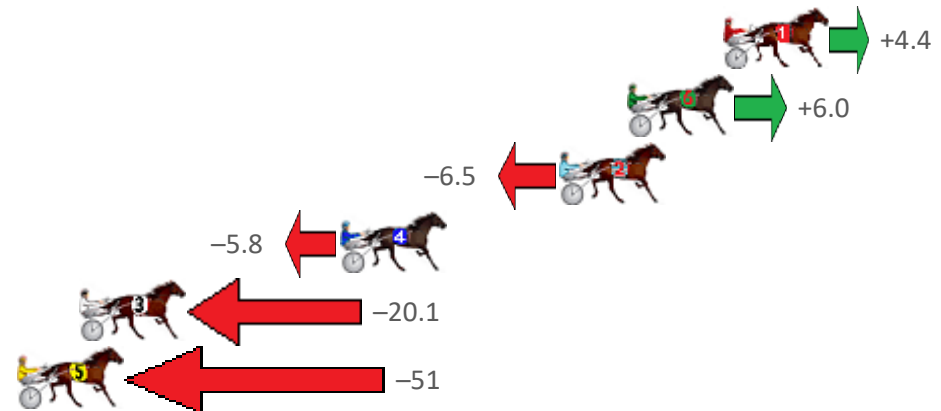
Marburg Race 1 Distance 2200m

Friday, 18 March 2022

Gross Time: 2:43.50 MileRate: 1:59.60 LeadTime: 44.80s First Qtr: 29.70s Second Qtr: 30.70s Third Qtr: 28.80s Fourth Qtr: 29.50s

NoHorse	Plc	Margin	Time	800Time (W)	400 Time (W)
1 KEAYANG TARA	1	0.0m	2:43.50	57.98s (0)	29.18s (0)
6 WHATA ROLLER	2	3.8m	2:43.79	57.87s (1)	29.07s (1)
2 MAGICOL IDEAL	3	6.5m	2:44.00	58.77s (0)	29.98s (0)
4 UNDERTHEKILT	4	15.2m	2:44.68	58.72s (0)	29.87s (0)
3 OUR AUNTY ASH	5	25.5m	2:45.47	59.76s (1)	30.99s (1)
5 MAYWYN A JUG ORTW	6	64.7m	2:48.50	61.96s (1)	33.00s (0)

Finish Position and metres gained from 800m



Sectionals
Powered
by



Home of Australian Harness Sectionals
PJ Harness Analyser Daily Raw Data directly to your inbox



All Victorian Racing added as of 17 January 2022

www.pjdata.com.au admin@pjdata.com.au www.facebook.com/PJHarnessRacing



The Racing Queensland Board (trading as Racing Queensland) and provider are not responsible for the completeness or accuracy of any of the information contained herein, and makes no representations about its suitability for any purpose.

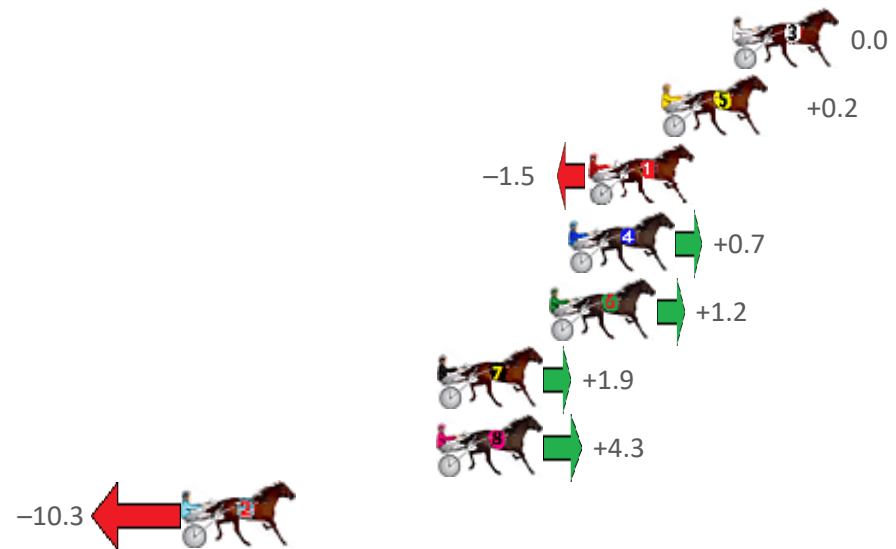
Marburg Race 2 Distance 1850m

Friday, 18 March 2022

Gross Time: 2:21.20 MileRate: 2:02.90 LeadTime: 17.00s First Qtr: 31.00s Second Qtr: 32.80s Third Qtr: 31.10s Fourth Qtr: 29.30s

NoHorse	Plc	Margin	Time	800Time (W)	400 Time (W)
3 OUR EDUARDO DENARI	1	0.0m	2:21.20	60.40s (0)	29.30s (0)
5 SIR SEMPER FIDELIS	2	2.8m	2:21.42	60.38s (1)	29.33s (1)
1 ELLE JAY	3	5.7m	2:21.64	60.51s (0)	29.35s (0)
4 WEDDING NIGHT	4	6.5m	2:21.70	60.35s (1)	29.26s (1)
6 WHATA OPTIMIST	5	7.2m	2:21.75	60.31s (0)	29.13s (0)
7 MAN OF ACTION	6	11.7m	2:22.10	60.26s (0)	29.12s (0)
8 KEAYANG SPONGE BOB	7	11.7m	2:22.10	60.08s (1)	29.18s (2)
2 PAGEANTRY	8	21.7m	2:22.87	61.17s (1)	30.02s (1)

Finish Position and metres gained from 800m



Sectionals
Powered
by



Home of Australian Harness Sectionals
PJ Harness Analyser Daily Raw Data directly to your inbox

NEW All Victorian Racing added as of 17 January 2022
www.pjdata.com.au admin@pjdata.com.au www.facebook.com/PJHarnessRacing



The Racing Queensland Board (trading as Racing Queensland) and provider are not responsible for the completeness or accuracy of any of the information contained herein, and makes no representations about its suitability for any purpose.

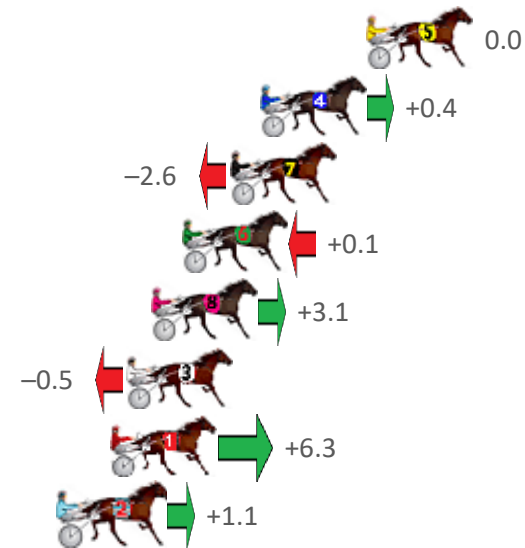
Marburg Race 3 Distance 1850m

Friday, 18 March 2022

Gross Time: 2:19.50 MileRate: 2:01.30 LeadTime: 17.50s First Qtr: 28.70s Second Qtr: 32.90s Third Qtr: 29.80s Fourth Qtr: 30.60s

NoHorse	Plc	Margin	Time	800Time (W)	400 Time (W)
5 LOOKS JUST RIGHT	1	0.0m	2:19.50	60.40s (0)	30.60s (0)
4 JUST ONE GOOD ONE	2	4.2m	2:19.84	60.37s (0)	30.52s (0)
7 COBBLER LANE	3	5.4m	2:19.93	60.60s (1)	30.81s (1)
6 WHERE'S TASCOTT	4	7.3m	2:20.08	60.39s (1)	30.61s (1)
8 GO JO JOLT	5	8.5m	2:20.18	60.17s (1)	30.38s (1)
3 TODAYS HERO	6	9.5m	2:20.26	60.44s (0)	30.59s (0)
1 CHANG	7	10.1m	2:20.31	59.93s (1)	30.17s (1)
2 VALKYRIE HANOVER	8	12.1m	2:20.47	60.32s (0)	30.46s (0)

Finish Position and metres gained from 800m



Sectionals
Powered
by



Home of Australian Harness Sectionals
PJ Harness Analyser Daily Raw Data directly to your inbox



All Victorian Racing added as of 17 January 2022

www.pjdata.com.au admin@pjdata.com.au www.facebook.com/PJHarnessRacing



The Racing Queensland Board (trading as Racing Queensland) and provider are not responsible for the completeness or accuracy of any of the information contained herein, and makes no representations about its suitability for any purpose.

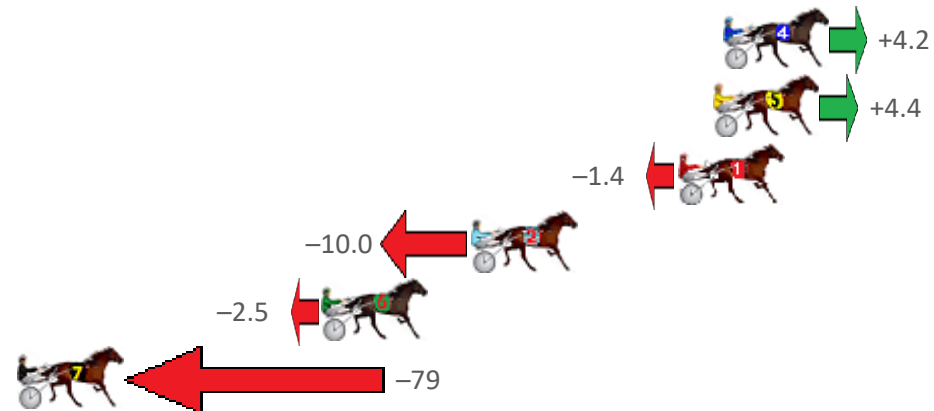
Marburg Race 4 Distance 1850m

Friday, 18 March 2022

Gross Time: 2:19.10 MileRate: 2:01.00 LeadTime: 16.70s First Qtr: 32.90s Second Qtr: 31.60s Third Qtr: 29.20s Fourth Qtr: 28.70s

NoHorse	Plc	Margin	Time	800Time (W)	400 Time (W)
4 BOMB SUIT	1	0.0m	2:19.10	57.60s (1)	28.34s (1)
5 GOOD AS IT GETS	2	0.4m	2:19.13	57.58s (0)	28.40s (0)
1 ELMS CREEK	3	1.8m	2:19.24	58.00s (0)	28.83s (0)
2 TEARAWAY DIAMOND	4	10.0m	2:19.85	58.62s (1)	29.36s (1)
6 BE MY ROCK	5	15.9m	2:20.30	58.08s (1)	28.82s (1)
7 NEWMERELLA SHARKIE	6	88.0m	2:25.73	63.57s (1)	34.02s (0)

Finish Position and metres gained from 800m



Sectionals
Powered
by



Home of Australian Harness Sectionals
PJ Harness Analyser Daily Raw Data directly to your inbox



All Victorian Racing added as of 17 January 2022

www.pjdata.com.au admin@pjdata.com.au www.facebook.com/PJHarnessRacing



The Racing Queensland Board (trading as Racing Queensland) and provider are not responsible for the completeness or accuracy of any of the information contained herein, and makes no representations about its suitability for any purpose.


Marburg Race 5 Distance 1850m

Friday, 18 March 2022

Gross Time: 2:17.90 MileRate: 2:00.00 LeadTime: 17.40s First Qtr: 30.90s Second Qtr: 30.90s Third Qtr: 28.50s Fourth Qtr: 30.20s

NoHorse	Plc	Margin	Time	800Time (W)	400 Time (W)
7 BULLDOG BRAWLER	1	0.0m	2:17.90	58.29s (1)	29.90s (2)
3 BAILEYS WITH LEGS	2	1.1m	2:17.99	58.78s (1)	30.12s (1)
8 HIGH ON MONTANA	3	1.5m	2:18.02	58.07s (1)	29.73s (1)
1 LA PISTOLA	4	2.0m	2:18.06	58.77s (0)	30.35s (0)
2 NEWMERELLA LADYKAY	5	5.0m	2:18.30	58.66s (0)	30.14s (0)
9 SHEREACTS	6	6.9m	2:18.45	58.05s (1)	30.07s (2)
6 SHEZALUCKYLADY	7	7.8m	2:18.52	58.55s (0)	29.91s (0)
5 VIEWBYTHEROCK	8	16.8m	2:19.23	58.39s (1)	29.91s (1)
4 FOR NO REASON	9	63.3m	2:22.91	61.90s (0)	33.21s (0)

Finish Position and metres gained from 800m



Sectionals
Powered
by



Home of Australian Harness Sectionals
PJ Harness Analyser Daily Raw Data directly to your inbox



All Victorian Racing added as of 17 January 2022

www.pjdata.com.au admin@pjdata.com.au www.facebook.com/PJHarnessRacing



The Racing Queensland Board (trading as Racing Queensland) and provider are not responsible for the completeness or accuracy of any of the information contained herein, and makes no representations about its suitability for any purpose.


Marburg Race 6 Distance 1850m

Friday, 18 March 2022

Gross Time: 2:20.30 MileRate: 2:02.10 LeadTime: 17.20s First Qtr: 30.80s Second Qtr: 32.30s Third Qtr: 30.00s Fourth Qtr: 30.00s

NoHorse	Plc	Margin	Time	800Time (W)	400 Time (W)
1 SHAKATIE	1	0.0m	2:20.30	60.00s (0)	30.00s (0)
2 RANCHO MAN	2	0.4m	2:20.33	59.90s (1)	29.85s (1)
3 MOONLIGHT BUTCHER	3	2.2m	2:20.47	59.72s (1)	29.64s (1)
6 AFTER DARN	4	3.2m	2:20.55	59.93s (0)	29.93s (0)
9 MONTEREY JACK	5	5.0m	2:20.69	58.96s (2)	29.63s (2)
4 STUDLEIGH MARK	6	6.7m	2:20.83	59.74s (1)	29.68s (1)
7 SHARP SHOOTER	7	8.3m	2:20.95	59.99s (0)	29.92s (0)
8 CHARLEVOIX	8	11.3m	2:21.19	59.77s (2)	30.48s (2)
5 PAGO PAGO	9	20.9m	2:21.94	60.62s (0)	30.41s (0)

Finish Position and metres gained from 800m



Sectionals
Powered
by



Home of Australian Harness Sectionals
PJ Harness Analyser Daily Raw Data directly to your inbox

NEW All Victorian Racing added as of 17 January 2022
www.pjdata.com.au admin@pjdata.com.au www.facebook.com/PJHarnessRacing



The Racing Queensland Board (trading as Racing Queensland) and provider are not responsible for the completeness or accuracy of any of the information contained herein, and makes no representations about its suitability for any purpose.

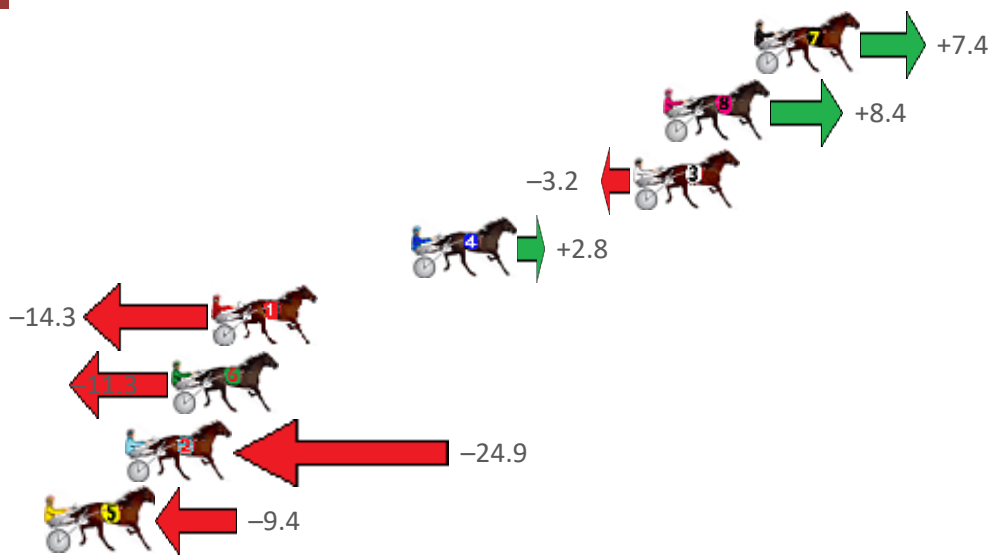
Marburg Race 7 Distance 1850m

Friday, 18 March 2022

Gross Time: 2:16.20 MileRate: 1:58.50 LeadTime: 16.60s First Qtr: 29.20s Second Qtr: 29.90s Third Qtr: 29.90s Fourth Qtr: 30.60s

NoHorse	Plc	Margin	Time	800Time (W)	400 Time (W)
7 MONGOLIAN CONQUER	1	0.0m	2:16.20	59.94s (1)	30.27s (1)
8 MUMMYS BOY	2	3.6m	2:16.49	59.87s (1)	30.72s (2)
3 GLENLEDI COMMANDE	3	4.8m	2:16.58	60.74s (1)	30.97s (1)
4 GELDOLF	4	13.6m	2:17.29	60.29s (1)	31.10s (2)
1 JAY TEE TYRON	5	21.5m	2:17.92	61.58s (0)	31.70s (0)
6 BEEF CITY BLAZE	6	23.1m	2:18.05	61.35s (0)	31.66s (1)
2 GOALKICKER	7	24.9m	2:18.19	62.37s (0)	32.37s (0)
5 NEW YORKER	8	30.6m	2:18.65	61.21s (1)	31.95s (2)

Finish Position and metres gained from 800m



Sectionals
Powered
by



Home of Australian Harness Sectionals
PJ Harness Analyser Daily Raw Data directly to your inbox

NEW All Victorian Racing added as of 17 January 2022
www.pjdata.com.au admin@pjdata.com.au www.facebook.com/PJHarnessRacing



The Racing Queensland Board (trading as Racing Queensland) and provider are not responsible for the completeness or accuracy of any of the information contained herein, and makes no representations about its suitability for any purpose.