

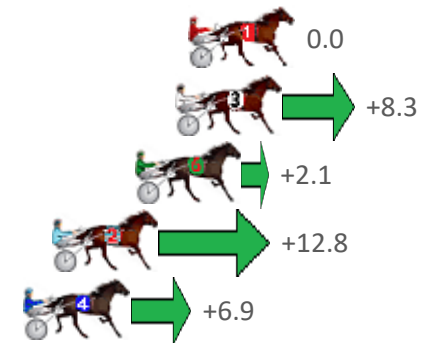
# Marburg Race 1 Distance 1850m

Thursday, 2 June 2022

Gross Time: 2:24.50 MileRate: 2:05.70 LeadTime: 17.70s First Qtr: 32.40s Second Qtr: 33.50s Third Qtr: 31.10s Fourth Qtr: 29.80s

NoHorse	Plc	Margin	Time	800Time (W)	400 Time (W)
1 GLENEAGLE BUZZ	1	0.0m	2:24.50	60.90s (0)	29.80s (0)
3 TIN AMBER MINE	2	0.5m	2:24.54	60.27s (0)	29.27s (0)
6 SKYLAR BREE	3	2.1m	2:24.66	60.74s (0)	29.69s (1)
2 TACTICS ARE ROLLIN	4	5.4m	2:24.92	59.93s (0)	29.61s (3)
4 GLEMELLY BEACH	5	6.5m	2:25.01	60.38s (0)	29.78s (2)

### Finish Position and metres gained from 800m



Sectionals  
Powered  
by



Home of PJ Harness Analyser

Want to know how successful PJ Harness Analyser is?  
Click here for regular updates

[www.pjdata.com.au](http://www.pjdata.com.au) [admin@pjdata.com.au](mailto:admin@pjdata.com.au) [www.facebook.com/PJHarnessRacing](https://www.facebook.com/PJHarnessRacing)



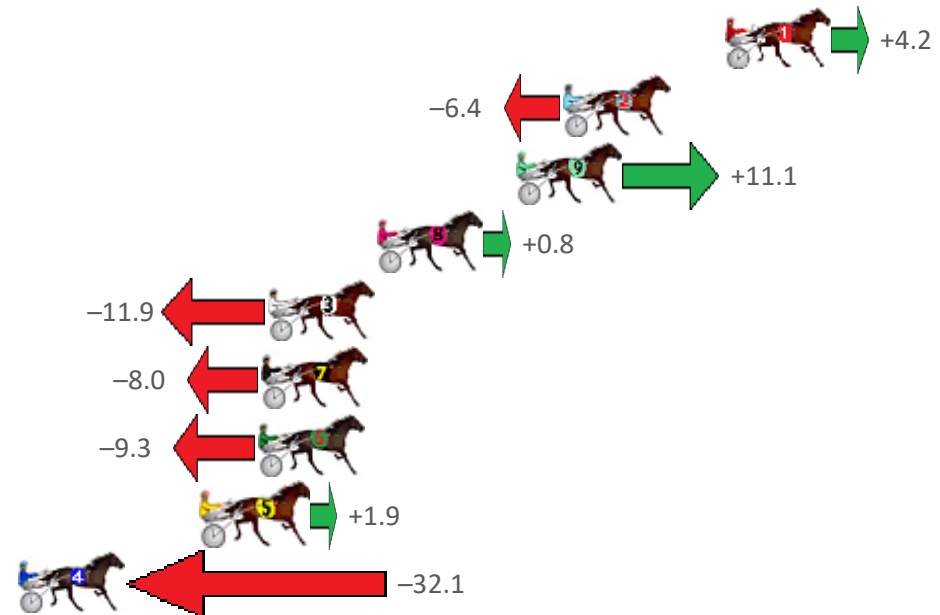
# Marburg Race 2 Distance 1850m

Thursday, 2 June 2022

Gross Time: 2:19.20 MileRate: 2:01.10 LeadTime: 17.10s First Qtr: 30.20s Second Qtr: 31.70s Third Qtr: 29.30s Fourth Qtr: 30.90s

NoHorse	Plc	Margin	Time	800Time (W)	400 Time (W)
1 TALEGGIO	1	0.0m	2:19.20	59.89s (0)	30.56s (0)
2 LIVING FREE	2	6.4m	2:19.72	60.68s (0)	31.39s (0)
9 STRAYTOTHEPOOLROO	3	8.3m	2:19.87	59.37s (2)	30.37s (0)
8 JUST ONE GOOD ONE	4	13.8m	2:20.32	60.14s (2)	30.53s (3)
3 MUSTANG DUDE	5	18.1m	2:20.66	61.09s (1)	31.40s (2)
7 MANY DELIGHTS	6	18.4m	2:20.69	60.80s (1)	31.22s (3)
6 ELPINE SALLY	7	18.5m	2:20.70	60.90s (0)	31.55s (0)
5 TURN TURN FLYER	8	20.7m	2:20.87	60.06s (1)	31.25s (1)
4 MY ULTIMATE HESTON	9	33.1m	2:21.88	62.60s (1)	32.72s (1)

Finish Position and metres gained from 800m



Sectionals  
Powered  
by



Home of PJ Harness Analyser

Want to know how successful PJ Harness Analyser is?  
Click here for regular updates

[www.pjdata.com.au](http://www.pjdata.com.au) [admin@pjdata.com.au](mailto:admin@pjdata.com.au) [www.facebook.com/PJHarnessRacing](https://www.facebook.com/PJHarnessRacing)



The Racing Queensland Board (trading as Racing Queensland) and provider are not responsible for the completeness or accuracy of any of the information contained herein, and makes no representations about its suitability for any purpose.

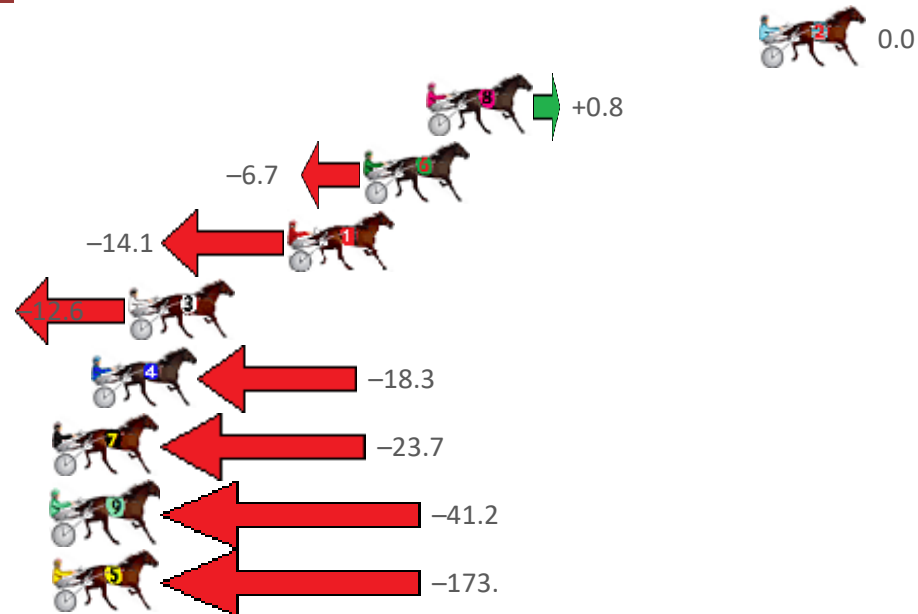
# Marburg Race 3 Distance 1850m

Thursday, 2 June 2022

Gross Time: 2:19.00 MileRate: 2:00.90 LeadTime: 17.30s First Qtr: 31.80s Second Qtr: 31.50s Third Qtr: 28.10s Fourth Qtr: 30.30s

NoHorse	Plc	Margin	Time	800Time (W)	400 Time (W)
2 A GOOD IDEAL	1	0.0m	2:19.00	58.40s (0)	30.30s (0)
8 MY SECRET BEACH	2	13.2m	2:20.05	58.34s (0)	29.92s (2)
6 SHEZALUCKYLADY	3	15.7m	2:20.25	58.89s (0)	29.45s (0)
1 KEAYANG SPONGE BOB	4	18.7m	2:20.48	59.42s (0)	31.30s (0)
3 TICK OF THE CLOCK	5	25.0m	2:20.98	59.31s (1)	31.26s (2)
4 CANNAN	6	26.5m	2:21.10	59.73s (1)	31.36s (0)
7 GO AWAY	7	40.9m	2:22.24	60.12s (1)	31.71s (0)
9 POM PAY	8	44.8m	2:22.55	61.39s (1)	32.65s (1)
5 JACOBS THUNDER	9	194.3m	2:34.41	70.97s (0)	38.91s (0)

Finish Position and metres gained from 800m



Sectionals  
Powered  
by



Home of PJ Harness Analyser

Want to know how successful PJ Harness Analyser is?  
Click here for regular updates

[www.pjdata.com.au](http://www.pjdata.com.au) [admin@pjdata.com.au](mailto:admin@pjdata.com.au) [www.facebook.com/PJHarnessRacing](https://www.facebook.com/PJHarnessRacing)



The Racing Queensland Board (trading as Racing Queensland) and provider are not responsible for the completeness or accuracy of any of the information contained herein, and makes no representations about its suitability for any purpose.


# Marburg Race 4 Distance 1850m

Thursday, 2 June 2022

Gross Time: 2:19.90 MileRate: 2:01.70 LeadTime: 16.90s First Qtr: 30.80s Second Qtr: 32.40s Third Qtr: 29.00s Fourth Qtr: 30.80s

NoHorse	Plc	Margin	Time	800Time (W)	400 Time (W)
3 CHASIN DREAMZ	1	0.0m	2:19.90	59.76s (1)	30.80s (1)
2 DINOSAURUS REX	2	0.5m	2:19.94	59.48s (1)	30.53s (1)
7 DOWNTOWN LUCCA	3	3.0m	2:20.14	59.35s (1)	30.46s (2)
8 ROCCO VARIETY	4	4.9m	2:20.29	59.48s (0)	30.38s (0)
4 LA BELLE CHEVAL	5	5.9m	2:20.38	59.26s (1)	30.27s (1)
9 FEELGOOD EXPRESS	6	6.7m	2:20.44	58.92s (1)	29.92s (1)
1 GHOST GUM	7	7.3m	2:20.49	60.34s (0)	31.34s (0)
5 JILLIBY GIZMO	8	10.2m	2:20.72	59.55s (0)	30.45s (0)
6 WEDDING NIGHT	9	11.9m	2:20.86	60.34s (0)	31.24s (0)

Finish Position and metres gained from 800m



Sectionals  
Powered  
by



Home of PJ Harness Analyser

Want to know how successful PJ Harness Analyser is?  
Click here for regular updates

[www.pjdata.com.au](http://www.pjdata.com.au) [admin@pjdata.com.au](mailto:admin@pjdata.com.au) [www.facebook.com/PJHarnessRacing](https://www.facebook.com/PJHarnessRacing)



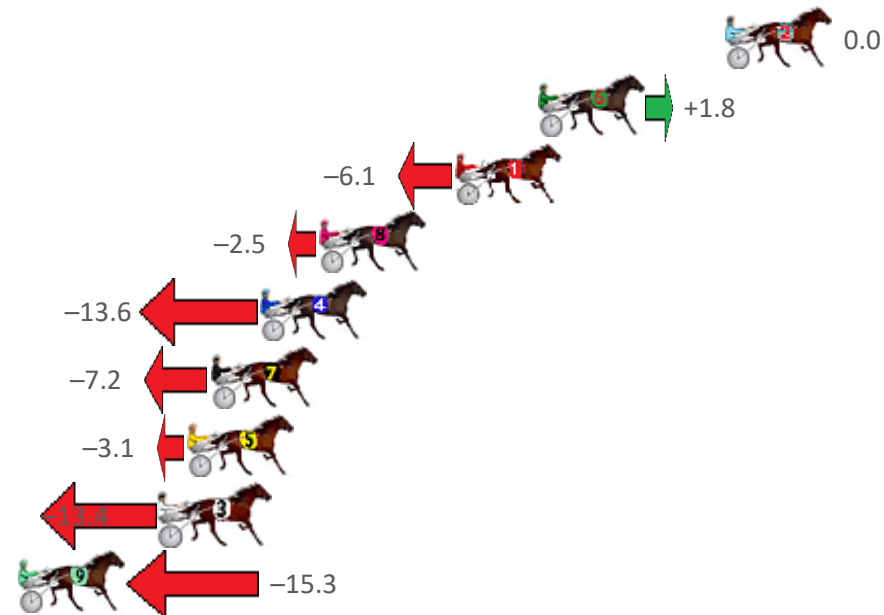
# Marburg Race 5 Distance 1850m

Thursday, 2 June 2022

Gross Time: 2:19.40 MileRate: 2:01.30 LeadTime: 17.50s First Qtr: 29.90s Second Qtr: 32.30s Third Qtr: 29.40s Fourth Qtr: 30.30s

No	Horse	Plc	Margin	Time	800Time (W)	400 Time (W)
2	GETALOADATHISBRO	1	0.0m	2:19.40	59.70s (0)	30.30s (0)
6	MISTER WOODPORT	2	7.4m	2:19.99	59.57s (0)	30.19s (0)
1	VERMONT	3	10.7m	2:20.25	60.15s (0)	30.77s (0)
8	WHATA CHALLENGE	4	16.1m	2:20.68	59.89s (0)	30.53s (0)
4	DARBY BRIGHTS	5	18.4m	2:20.86	60.71s (1)	31.35s (1)
7	MISTER DECORUM	6	20.4m	2:21.02	60.23s (1)	30.87s (1)
5	BATMAN BART	7	21.3m	2:21.09	59.93s (0)	31.00s (2)
3	NIKALONG HENRY	8	22.4m	2:21.18	60.69s (1)	31.32s (1)
9	JOY MAKER	9	29.5m	2:21.74	60.84s (2)	32.07s (2)

Finish Position and metres gained from 800m



Sectionals  
Powered  
by



Home of PJ Harness Analyser

Want to know how successful PJ Harness Analyser is?  
Click here for regular updates

[www.pjdata.com.au](http://www.pjdata.com.au) [admin@pjdata.com.au](mailto:admin@pjdata.com.au) [www.facebook.com/PJHarnessRacing](https://www.facebook.com/PJHarnessRacing)



The Racing Queensland Board (trading as Racing Queensland) and provider are not responsible for the completeness or accuracy of any of the information contained herein, and makes no representations about its suitability for any purpose.

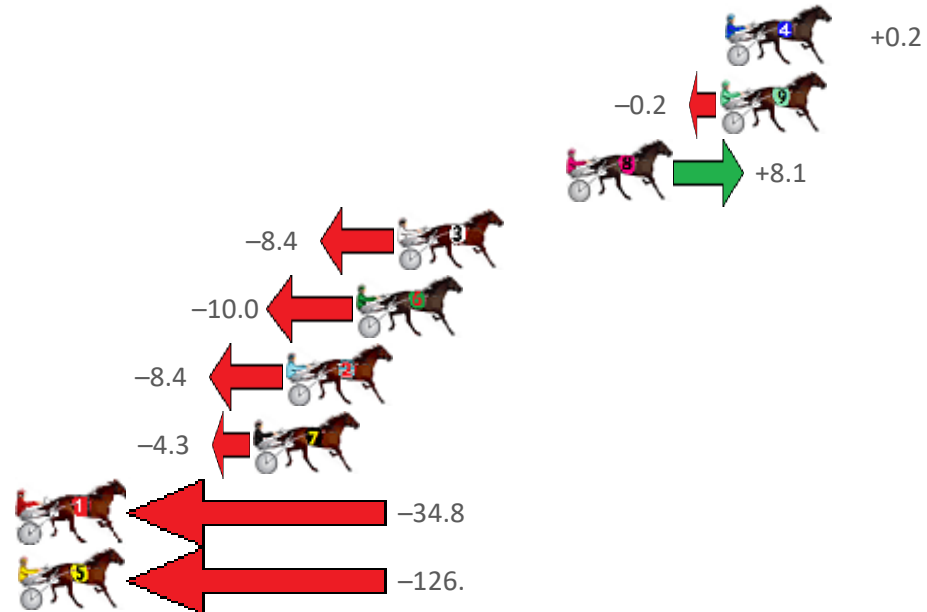
# Marburg Race 6 Distance 1850m

Thursday, 2 June 2022

Gross Time: 2:15.20 MileRate: 1:57.60 LeadTime: 17.10s First Qtr: 28.40s Second Qtr: 29.80s Third Qtr: 29.20s Fourth Qtr: 30.70s

NoHorse	Plc	Margin	Time	800Time (W)	400 Time (W)
4 ALTANA BLUE	1	0.0m	2:15.20	59.89s (1)	30.70s (0)
9 GOLDEN SAND	2	0.2m	2:15.22	59.91s (2)	30.67s (1)
8 WHATA ROLLER	3	6.3m	2:15.71	59.30s (1)	30.66s (2)
3 IMA BEACH BABE	4	13.0m	2:16.24	60.53s (1)	31.16s (1)
6 MAGICOL IDEAL	5	14.6m	2:16.37	60.64s (0)	30.87s (1)
2 OLIVER WINKLE	6	17.4m	2:16.60	60.53s (1)	31.14s (2)
7 HIGH ON MONTANA	7	18.7m	2:16.70	60.22s (0)	30.88s (1)
1 FAIREACHDAINN	8	35.2m	2:18.03	62.49s (0)	32.75s (0)
5 PEBBLE SANDS	9	144.9m	2:26.84	69.30s (0)	40.37s (2)

Finish Position and metres gained from 800m



Sectionals  
Powered  
by



Home of PJ Harness Analyser

Want to know how successful PJ Harness Analyser is?  
Click here for regular updates

[www.pjdata.com.au](http://www.pjdata.com.au) [admin@pjdata.com.au](mailto:admin@pjdata.com.au) [www.facebook.com/PJHarnessRacing](https://www.facebook.com/PJHarnessRacing)



The Racing Queensland Board (trading as Racing Queensland) and provider are not responsible for the completeness or accuracy of any of the information contained herein, and makes no representations about its suitability for any purpose.

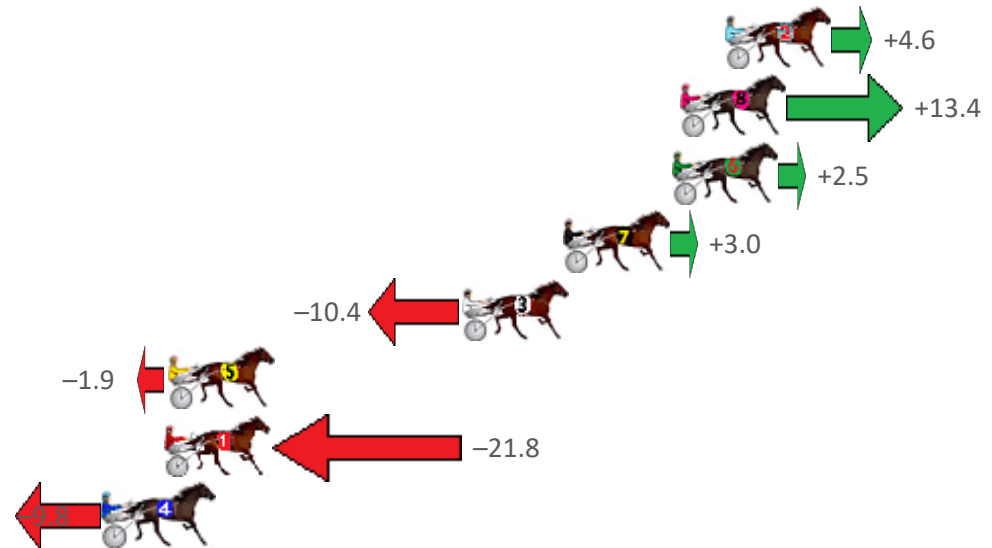
# Marburg Race 7 Distance 1850m

Thursday, 2 June 2022

Gross Time: 2:15.80 MileRate: 1:58.10 LeadTime: 17.00s First Qtr: 30.00s Second Qtr: 30.10s Third Qtr: 27.90s Fourth Qtr: 30.80s

NoHorse	Plc	Margin	Time	800Time (W)	400 Time (W)
2 LADY SWISS	1	0.0m	2:15.80	58.36s (1)	30.39s (1)
8 VOODOO FELLA	2	1.8m	2:15.95	57.72s (1)	29.97s (1)
6 LETSPLAYUNI	3	2.1m	2:15.97	58.52s (0)	30.32s (0)
7 JAY TEE TYRON	4	6.4m	2:16.32	58.48s (1)	30.63s (2)
3 ARTISTIC SAINT	5	10.4m	2:16.64	59.46s (1)	31.60s (1)
5 AQUA CRUISER	6	22.1m	2:17.58	58.84s (1)	30.85s (1)
1 MAFFIOSO GIRL	7	22.2m	2:17.59	60.29s (0)	32.21s (0)
4 STUDLEIGH STRIDE	8	24.6m	2:17.78	59.42s (0)	31.06s (0)

Finish Position and metres gained from 800m



Sectionals  
Powered  
by



Home of PJ Harness Analyser

Want to know how successful PJ Harness Analyser is?  
Click here for regular updates

[www.pjdata.com.au](http://www.pjdata.com.au) [admin@pjdata.com.au](mailto:admin@pjdata.com.au) [www.facebook.com/PJHarnessRacing](https://www.facebook.com/PJHarnessRacing)



The Racing Queensland Board (trading as Racing Queensland) and provider are not responsible for the completeness or accuracy of any of the information contained herein, and makes no representations about its suitability for any purpose.

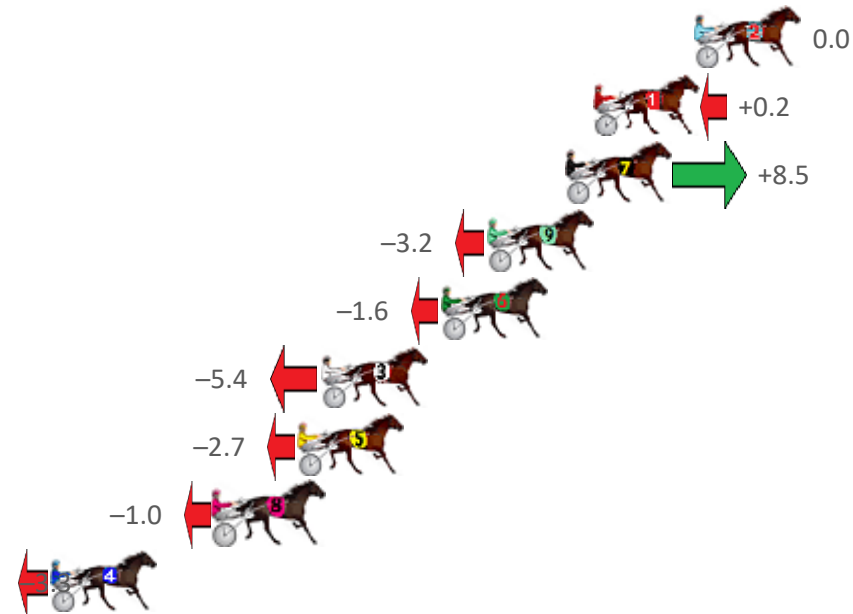
# Marburg Race 8 Distance 1850m

Thursday, 2 June 2022

Gross Time: 2:18.20 MileRate: 2:00.20 LeadTime: 16.50s First Qtr: 31.50s Second Qtr: 31.70s Third Qtr: 29.70s Fourth Qtr: 28.80s

NoHorse	Plc	Margin	Time	800Time (W)	400 Time (W)
2 BAILEYS WITH LEGS	1	0.0m	2:18.20	58.50s (0)	28.80s (0)
1 BETTOR KEEP ROCKING	2	4.0m	2:18.50	58.49s (0)	28.79s (0)
7 SWEET JASMINE	3	5.1m	2:18.59	57.88s (1)	28.78s (2)
9 MELTON INSULTED	4	8.2m	2:18.82	58.73s (1)	29.13s (1)
6 MY ULTIMATE LOUIE	5	10.0m	2:18.96	58.62s (0)	28.86s (0)
3 PAGO PAGO	6	14.8m	2:19.32	58.89s (1)	29.27s (1)
5 CHEDDAR MADE BETA	7	15.7m	2:19.39	58.70s (0)	28.92s (0)
8 SHADYS COLLECT	8	19.0m	2:19.64	58.57s (1)	29.39s (2)
4 SPRINGFIELD SPIRIT	9	25.5m	2:20.13	58.74s (1)	29.65s (1)

Finish Position and metres gained from 800m



Sectionals  
Powered  
by



Home of PJ Harness Analyser

Want to know how successful PJ Harness Analyser is?  
Click here for regular updates

[www.pjdata.com.au](http://www.pjdata.com.au) [admin@pjdata.com.au](mailto:admin@pjdata.com.au) [www.facebook.com/PJHarnessRacing](https://www.facebook.com/PJHarnessRacing)





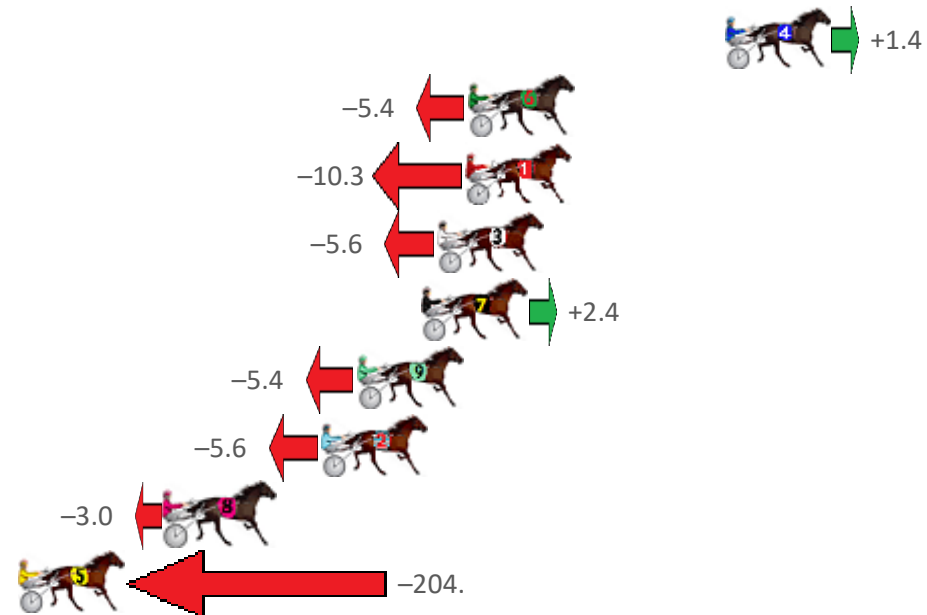
# Marburg Race 9 Distance 1850m

Thursday, 2 June 2022

Gross Time: 2:17.00 MileRate: 1:59.20 LeadTime: 17.10s First Qtr: 30.50s Second Qtr: 30.90s Third Qtr: 28.70s Fourth Qtr: 29.80s

NoHorse	Plc	Margin	Time	800Time (W)	400 Time (W)
4 MOTU CULLEN	1	0.0m	2:17.00	58.40s (1)	29.65s (1)
6 NESTERS HILL	2	10.2m	2:17.80	58.89s (0)	30.24s (0)
1 CC JONES	3	10.3m	2:17.80	59.25s (0)	30.56s (0)
3 DELIGHTFUL RAINBOW	4	11.4m	2:17.89	58.91s (1)	30.16s (1)
7 MONTEREY JACK	5	12.0m	2:17.94	58.33s (2)	30.11s (2)
9 MOONLIGHT BUTCHER	6	14.6m	2:18.14	58.89s (0)	30.26s (0)
2 ROCKNROLL DA GAMA	7	16.0m	2:18.25	58.91s (1)	30.16s (1)
8 STUDLEIGH WILL	8	22.2m	2:18.73	58.72s (1)	30.51s (2)
5 MELTON XMAS GIRL	9	222.3m	2:34.36	73.34s (0)	42.93s (0)

Finish Position and metres gained from 800m



Sectionals  
Powered  
by



Home of PJ Harness Analyser

Want to know how successful PJ Harness Analyser is?  
Click here for regular updates

[www.pjdata.com.au](http://www.pjdata.com.au) [admin@pjdata.com.au](mailto:admin@pjdata.com.au) [www.facebook.com/PJHarnessRacing](https://www.facebook.com/PJHarnessRacing)



The Racing Queensland Board (trading as Racing Queensland) and provider are not responsible for the completeness or accuracy of any of the information contained herein, and makes no representations about its suitability for any purpose.