

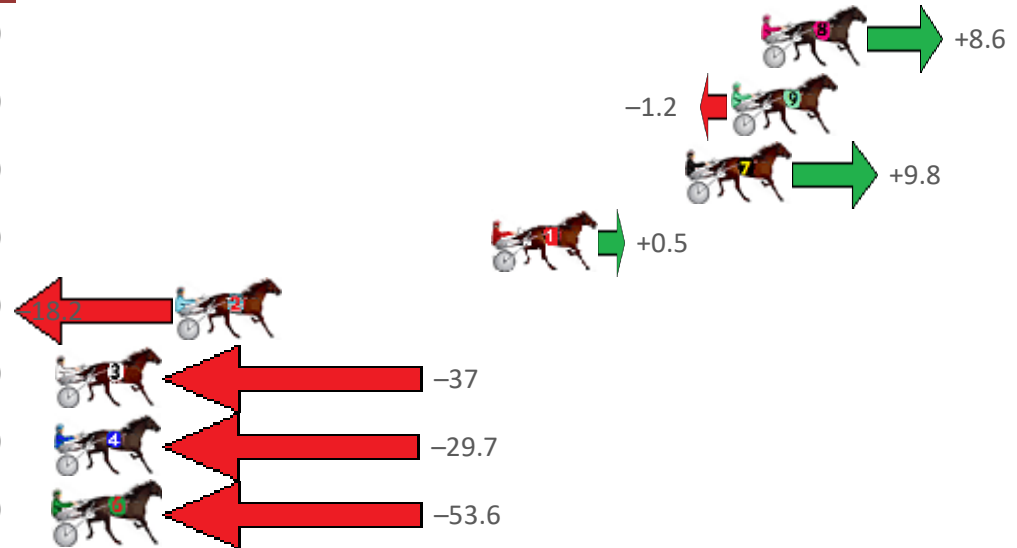
Redcliffe Race 1 Distance 1780m

Thursday, 30 June 2022

Gross Time: 2:11.60 MileRate: 1:59.00 LeadTime: 11.20s First Qtr: 29.40s Second Qtr: 31.00s Third Qtr: 29.50s Fourth Qtr: 30.50s

NoHorse	Plc	Margin	Time	800Time (W)	400 Time (W)
8 MY ULTIMATE HESTON	1	0.0m	2:11.60	59.36s (1)	29.53s (2)
9 JILLIBY GIZMO	2	1.2m	2:11.70	60.09s (1)	30.59s (0)
7 IM FREYJA	3	3.0m	2:11.84	59.27s (1)	29.41s (3)
1 BERTILS FIREFOX	4	10.7m	2:12.45	59.96s (0)	29.83s (2)
2 CHAMPAGNE REACTOR	5	23.2m	2:13.45	61.36s (0)	31.26s (0)
3 TORQUE TO THE MAX	6	37.3m	2:14.58	62.71s (0)	32.65s (0)
4 IMA CALVERT ROSE	7	45.7m	2:15.25	62.22s (0)	32.19s (0)
6 OUR EDUARDO DENARI	8	57.8m	2:16.21	64.00s (1)	33.68s (1)

Finish Position and metres gained from 800m



Sectionals
Powered
by



Home of PJ Harness Analyser

Want to know how successful PJ Harness Analyser is?
Click here for regular updates

www.pjdata.com.au admin@pjdata.com.au www.facebook.com/PJHarnessRacing



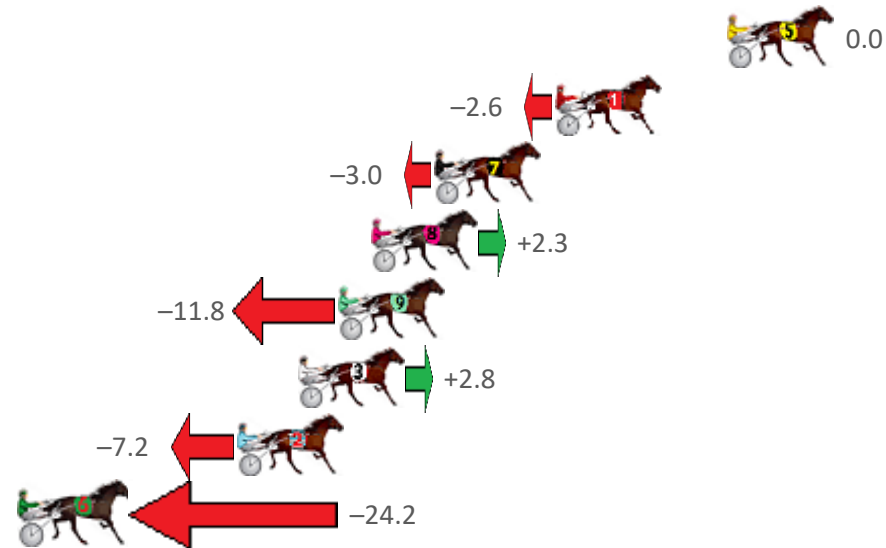
Redcliffe Race 2 Distance 1780m

Thursday, 30 June 2022

Gross Time: 2:11.60 MileRate: 1:59.00 LeadTime: 11.20s First Qtr: 30.90s Second Qtr: 30.70s Third Qtr: 30.00s Fourth Qtr: 28.80s

No	Horse	Plc	Margin	Time	800Time (W)	400 Time (W)
5	STUDLEIGH MARK	1	0.0m	2:11.60	58.80s (0)	28.80s (0)
1	JUST ONE GOOD ONE	2	6.8m	2:12.11	58.99s (0)	28.97s (0)
7	JANG PEL	3	11.6m	2:12.48	59.02s (0)	29.01s (0)
8	HEAVENLY WISDOM	4	14.1m	2:12.67	58.63s (1)	28.78s (2)
9	CC JONES	5	15.4m	2:12.76	59.66s (1)	29.77s (1)
3	BATMAN BART	6	17.0m	2:12.89	58.60s (0)	29.00s (0)
2	DOOLITTLE DEXTER	7	19.4m	2:13.07	59.33s (1)	29.44s (2)
6	TRIOLI	8	32.0m	2:14.02	60.57s (1)	30.65s (1)

Finish Position and metres gained from 800m



Sectionals
Powered
by



Home of PJ Harness Analyser

Want to know how successful PJ Harness Analyser is?
Click here for regular updates

www.pjdata.com.au admin@pjdata.com.au www.facebook.com/PJHarnessRacing



The Racing Queensland Board (trading as Racing Queensland) and provider are not responsible for the completeness or accuracy of any of the information contained herein, and makes no representations about its suitability for any purpose.

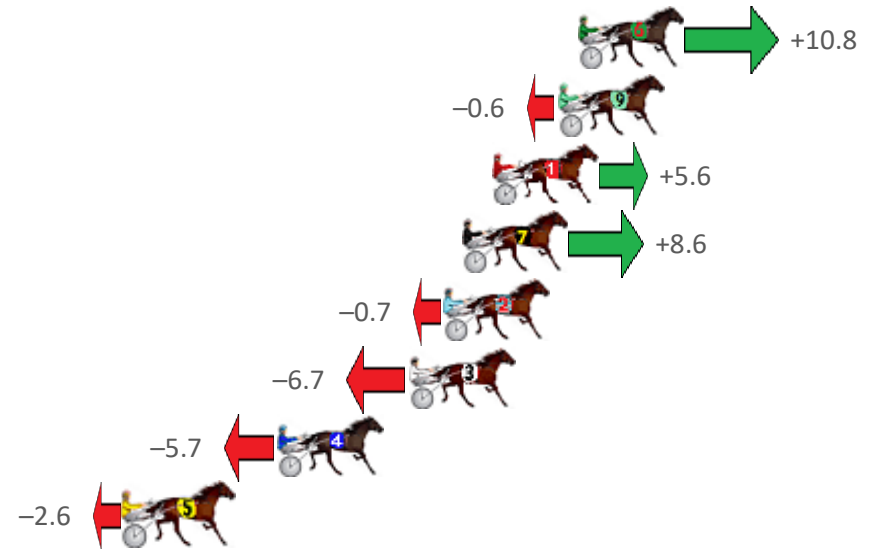
Redcliffe Race 3 Distance 1780m

Thursday, 30 June 2022

Gross Time: 2:11.20 MileRate: 1:58.60 LeadTime: 11.10s First Qtr: 30.60s Second Qtr: 31.70s Third Qtr: 29.50s Fourth Qtr: 28.30s

NoHorse	Plc	Margin	Time	800Time (W)	400 Time (W)
6 TEE RAVELLING	1	0.0m	2:11.20	57.02s (1)	28.07s (2)
9 ONLY ONCE BITTEN	2	0.8m	2:11.26	57.84s (1)	28.36s (1)
1 HIGH ON MONTANA	3	3.4m	2:11.45	57.40s (0)	27.77s (0)
7 BAILEYS WITH LEGS	4	4.6m	2:11.54	57.18s (0)	27.60s (1)
2 SHADYS DELIGHT	5	5.3m	2:11.59	57.85s (0)	28.28s (0)
3 POLKA DOT DANCE	6	6.7m	2:11.70	58.28s (0)	28.69s (0)
4 SAMMYS SECRET	7	11.9m	2:12.08	58.21s (1)	28.48s (1)
5 OLD ENGLISH	8	18.0m	2:12.54	57.99s (1)	28.75s (2)

Finish Position and metres gained from 800m



Sectionals
Powered
by



Home of PJ Harness Analyser

Want to know how successful PJ Harness Analyser is?
Click here for regular updates

www.pjdata.com.au admin@pjdata.com.au www.facebook.com/PJHarnessRacing



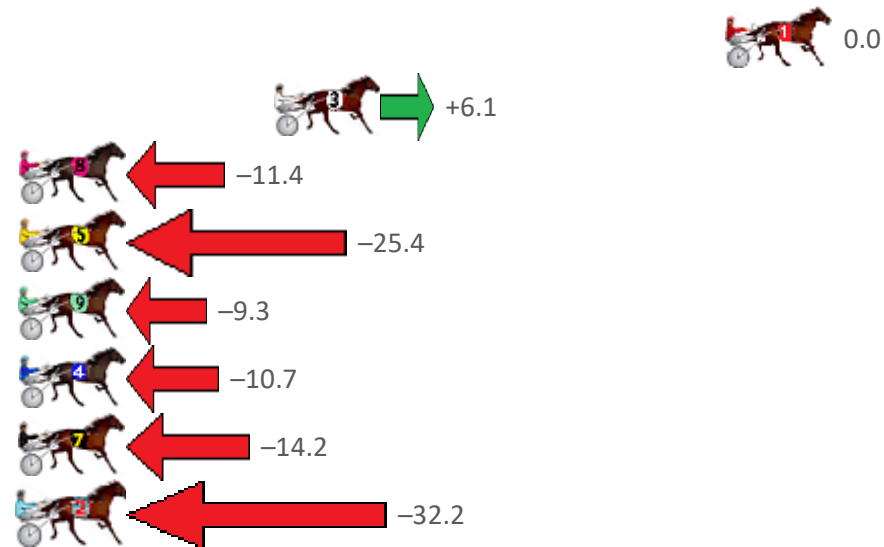
Redcliffe Race 4 Distance 1780m

Thursday, 30 June 2022

Gross Time: 2:13.00 MileRate: 2:00.20 LeadTime: 11.90s First Qtr: 29.40s Second Qtr: 29.60s Third Qtr: 30.40s Fourth Qtr: 31.70s

NoHorse	Plc	Margin	Time	800Time (W)	400 Time (W)
1 ORATORIA	1	0.0m	2:13.00	62.10s (0)	31.70s (0)
3 SIR BOSTON	2	17.9m	2:14.48	61.63s (2)	32.34s (1)
8 SWIFT CHANGE	3	28.8m	2:15.38	62.98s (0)	32.54s (1)
5 OUTER CHANGE	4	35.2m	2:15.91	64.06s (0)	33.34s (0)
9 NIZHONI	5	37.9m	2:16.14	62.82s (1)	33.25s (2)
4 MULLUM BUD	6	43.5m	2:16.60	62.93s (1)	33.16s (1)
7 CEE SIXTY THREE	7	45.8m	2:16.79	63.20s (0)	32.90s (0)
2 BEARS BEST	8	52.8m	2:17.37	64.59s (1)	34.03s (0)

Finish Position and metres gained from 800m



Sectionals
Powered
by



Home of PJ Harness Analyser

Want to know how successful PJ Harness Analyser is?
Click here for regular updates

www.pjdata.com.au admin@pjdata.com.au www.facebook.com/PJHarnessRacing



The Racing Queensland Board (trading as Racing Queensland) and provider are not responsible for the completeness or accuracy of any of the information contained herein, and makes no representations about its suitability for any purpose.

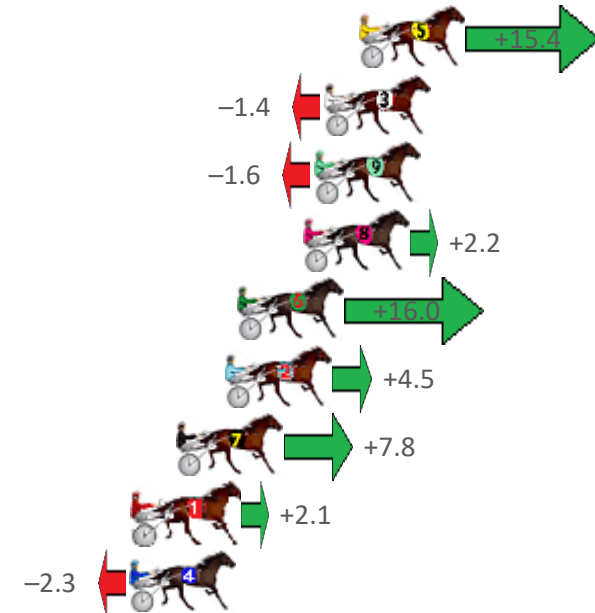
Redcliffe Race 5 Distance 1780m

Thursday, 30 June 2022

Gross Time: 2:11.30 MileRate: 1:58.70 LeadTime: 11.40s First Qtr: 30.50s Second Qtr: 30.40s Third Qtr: 28.40s Fourth Qtr: 30.60s

NoHorse	Plc	Margin	Time	800Time (W)	400 Time (W)
5 AMUSED	1	0.0m	2:11.30	57.87s (1)	29.38s (3)
3 MONTEREY JACK	2	1.4m	2:11.41	59.10s (0)	30.62s (0)
9 THE CASUAL GOOSE	3	1.8m	2:11.44	59.12s (1)	30.74s (1)
8 OUR BOY BOBBY	4	2.2m	2:11.48	58.84s (0)	30.37s (1)
6 BUTCHERFEELGOOD	5	4.8m	2:11.68	57.83s (1)	29.32s (2)
2 ROLLONX	6	5.3m	2:11.72	58.67s (0)	30.27s (0)
7 CHARLEVOIX	7	7.2m	2:11.88	58.43s (0)	30.02s (0)
1 LANCELOT BROMAC	8	8.9m	2:12.01	58.85s (1)	30.27s (2)
4 CHUMP CHOP	9	9.1m	2:12.03	59.17s (1)	30.39s (1)

Finish Position and metres gained from 800m



Sectionals
Powered
by



Home of PJ Harness Analyser

Want to know how successful PJ Harness Analyser is?
Click here for regular updates

www.pjdata.com.au admin@pjdata.com.au www.facebook.com/PJHarnessRacing



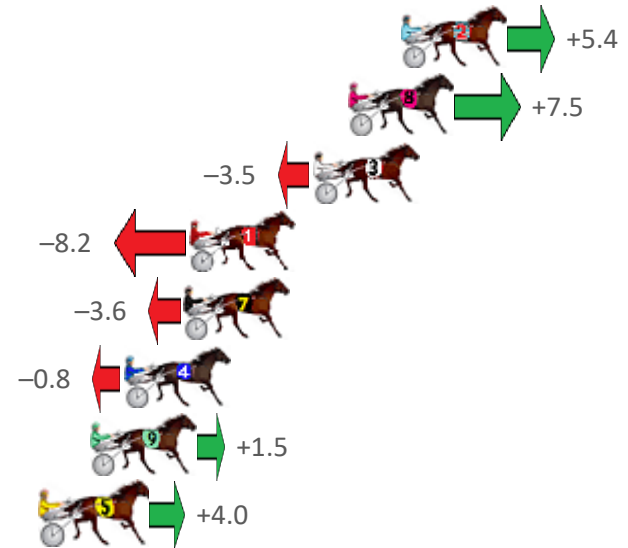
Redcliffe Race 6 Distance 2040m

Thursday, 30 June 2022

Gross Time: 2:32.90 MileRate: 2:00.60 LeadTime: 32.80s First Qtr: 32.20s Second Qtr: 31.10s Third Qtr: 28.00s Fourth Qtr: 28.80s

NoHorse	Plc	Margin	Time	800Time (W)	400 Time (W)
2 ETERNAL GOLD	1	0.0m	2:32.90	56.42s (1)	28.47s (1)
8 SAILALONG SINBAD	2	2.1m	2:33.06	56.27s (1)	28.32s (1)
3 GABBYS SPORTSTAR	3	3.5m	2:33.16	57.05s (1)	29.02s (1)
1 IDEAL TIGER	4	8.4m	2:33.54	57.38s (0)	29.40s (0)
7 MISTER HART	5	8.6m	2:33.55	57.05s (0)	29.10s (0)
4 YARRAMAN ROCKY	6	11.0m	2:33.73	56.86s (0)	28.86s (0)
9 ITS SUPER EASY	7	12.3m	2:33.83	56.69s (2)	28.74s (1)
5 DOCTA FEELGOOD	8	14.2m	2:33.97	56.52s (2)	28.57s (1)

Finish Position and metres gained from 800m



Sectionals
Powered
by



Home of PJ Harness Analyser

Want to know how successful PJ Harness Analyser is?
Click here for regular updates

www.pjdata.com.au admin@pjdata.com.au www.facebook.com/PJHarnessRacing



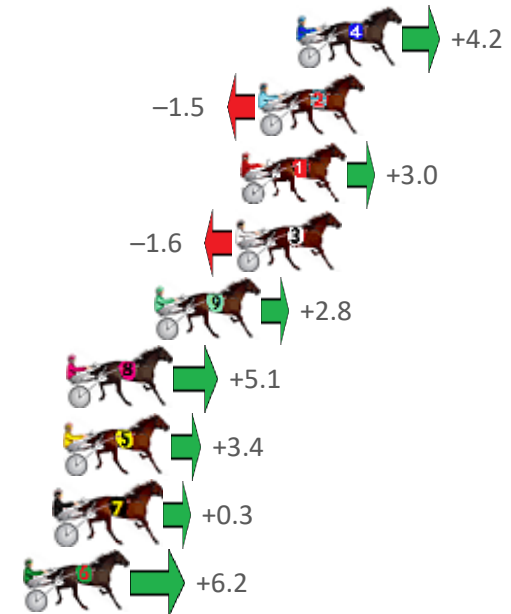
Redcliffe Race 7 Distance 1780m

Thursday, 30 June 2022

Gross Time: 2:10.70 MileRate: 1:58.10 LeadTime: 11.00s First Qtr: 30.70s Second Qtr: 31.40s Third Qtr: 29.00s Fourth Qtr: 28.60s

NoHorse	Plc	Margin	Time	800Time (W)	400 Time (W)
4 BEEFY BENSON	1	0.0m	2:10.70	57.30s (1)	28.29s (1)
2 DIGYOURHEELSIN	2	1.5m	2:10.81	57.71s (1)	28.69s (1)
1 SWEET JASMINE	3	2.2m	2:10.87	57.39s (0)	28.46s (0)
3 ZARAS A TREASURE	4	2.4m	2:10.88	57.71s (0)	28.77s (0)
9 OCEAN LANE	5	5.6m	2:11.12	57.40s (1)	28.34s (1)
8 RECIPE FOR DREAMING	6	9.1m	2:11.38	57.23s (0)	28.24s (0)
5 WHOSTOLEMYPIGEON	7	9.2m	2:11.39	57.36s (1)	28.69s (2)
7 FAIREACHDAINN	8	9.5m	2:11.41	57.58s (0)	28.59s (0)
6 SUZUKEE	9	10.8m	2:11.51	57.16s (1)	28.47s (2)

Finish Position and metres gained from 800m



Sectionals
Powered
by



Home of PJ Harness Analyser

Want to know how successful PJ Harness Analyser is?
Click here for regular updates

www.pjdata.com.au admin@pjdata.com.au www.facebook.com/PJHarnessRacing



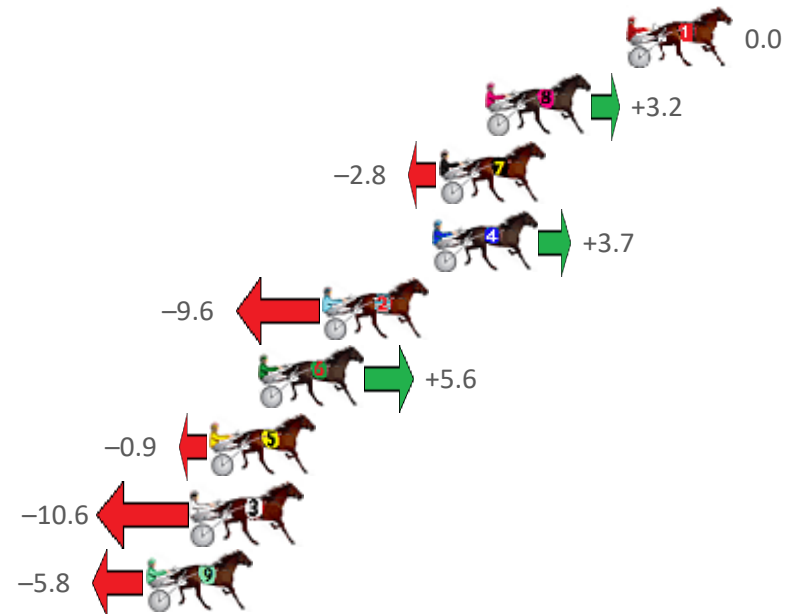
Redcliffe Race 8 Distance 2040m

Thursday, 30 June 2022

Gross Time: 2:30.50 MileRate: 1:58.80 LeadTime: 32.00s First Qtr: 30.50s Second Qtr: 29.80s Third Qtr: 28.70s Fourth Qtr: 29.50s

NoHorse	Plc	Margin	Time	800Time (W)	400 Time (W)
1 RAANI	1	0.0m	2:30.50	58.20s (0)	29.50s (0)
8 FIRE AND ICE	2	5.6m	2:30.93	57.97s (0)	29.22s (0)
7 BEJIGGITY	3	7.4m	2:31.07	58.40s (0)	29.68s (0)
4 MOLLIESMARYELLE	4	7.7m	2:31.10	57.93s (1)	29.51s (2)
2 THE POOBAH	5	12.0m	2:31.43	58.89s (1)	30.10s (1)
6 SAGANO	6	14.6m	2:31.63	57.79s (1)	29.34s (2)
5 MAGGIE	7	16.5m	2:31.78	58.27s (1)	29.80s (2)
3 ALLAMBIE	8	17.2m	2:31.83	58.97s (1)	30.53s (2)
9 ROCKNROLL MAX	9	19.0m	2:31.97	58.62s (0)	30.25s (1)

Finish Position and metres gained from 800m



Sectionals
Powered
by



Home of PJ Harness Analyser

Want to know how successful PJ Harness Analyser is?
Click here for regular updates

www.pjdata.com.au admin@pjdata.com.au www.facebook.com/PJHarnessRacing



The Racing Queensland Board (trading as Racing Queensland) and provider are not responsible for the completeness or accuracy of any of the information contained herein, and makes no representations about its suitability for any purpose.

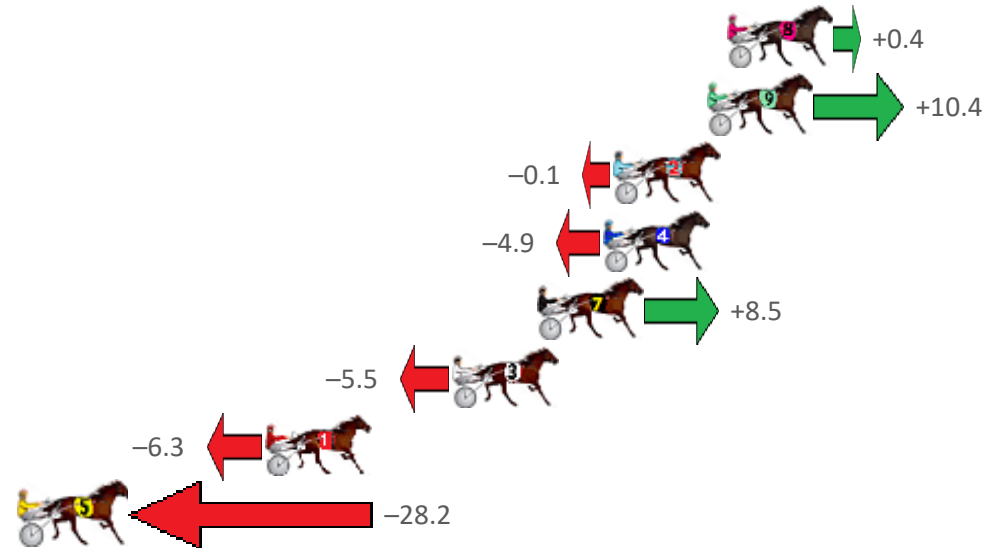
Redcliffe Race 9 Distance 1780m

Thursday, 30 June 2022

Gross Time: 2:08.70 MileRate: 1:56.40 LeadTime: 11.20s First Qtr: 28.90s Second Qtr: 31.00s Third Qtr: 28.30s Fourth Qtr: 29.30s

NoHorse	Plc	Margin	Time	800Time (W)	400 Time (W)
8 GOTTASHOPEARLY	1	0.0m	2:08.70	57.57s (2)	29.14s (2)
9 MAFUTA VAUTIN	2	0.8m	2:08.76	56.86s (1)	28.91s (2)
2 KANYE CRUSADER	3	4.5m	2:09.05	57.61s (0)	29.31s (0)
4 SOLE AMBITION	4	4.9m	2:09.08	57.95s (0)	29.66s (0)
7 LA SAFRON	5	7.5m	2:09.28	56.99s (1)	29.07s (2)
3 ARTHUR LOWE	6	10.9m	2:09.54	57.99s (1)	29.64s (1)
1 WHAT A JOLT	7	18.3m	2:10.11	58.05s (0)	29.85s (0)
5 LIFES BLACK	8	28.4m	2:10.88	59.62s (1)	31.28s (1)

Finish Position and metres gained from 800m



Sectionals
Powered
by



Home of PJ Harness Analyser

Want to know how successful PJ Harness Analyser is?
Click here for regular updates

www.pjdata.com.au admin@pjdata.com.au www.facebook.com/PJHarnessRacing



The Racing Queensland Board (trading as Racing Queensland) and provider are not responsible for the completeness or accuracy of any of the information contained herein, and makes no representations about its suitability for any purpose.

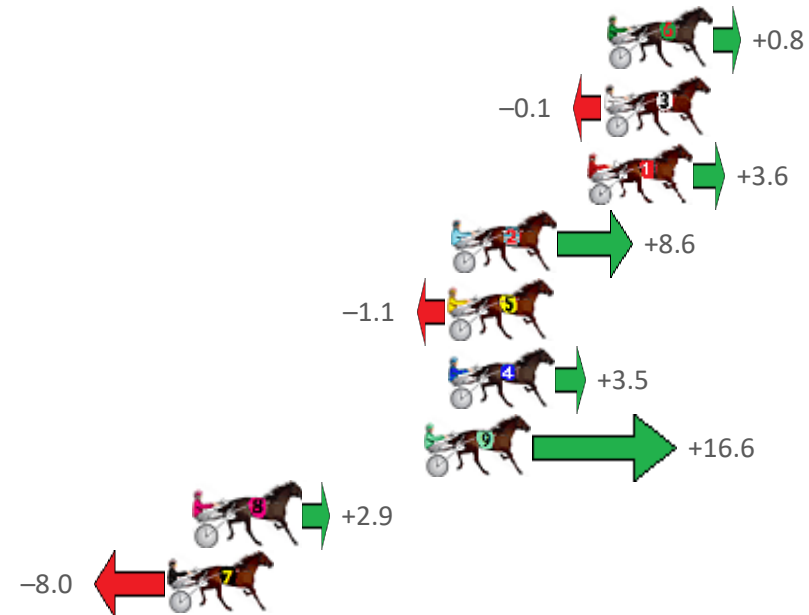
Redcliffe Race 10 Distance 1780m

Thursday, 30 June 2022

Gross Time: 2:08.20 MileRate: 1:55.90 LeadTime: 11.00s First Qtr: 29.40s Second Qtr: 31.00s Third Qtr: 27.70s Fourth Qtr: 29.10s

NoHorse	Plc	Margin	Time	800Time (W)	400 Time (W)
6 THE HERVEY BAY	1	0.0m	2:08.20	56.74s (1)	29.10s (1)
3 THERESACHANCE	2	0.1m	2:08.21	56.81s (0)	29.11s (0)
1 MONGOLIAN CONQUER	3	0.8m	2:08.26	56.55s (0)	28.83s (0)
2 PARAMA	4	6.2m	2:08.67	56.19s (1)	28.48s (1)
5 MUMMYS BOY	5	6.3m	2:08.68	56.88s (1)	29.15s (1)
4 ROSARITO	6	6.3m	2:08.68	56.55s (1)	28.85s (1)
9 BE MY ROCK	7	7.2m	2:08.75	55.63s (1)	27.97s (1)
8 MONTANA FLASH	8	16.3m	2:09.44	56.60s (1)	28.83s (0)
7 NOTORIOUS	9	17.4m	2:09.53	57.36s (0)	29.58s (0)

Finish Position and metres gained from 800m



Sectionals
Powered
by



Home of PJ Harness Analyser

Want to know how successful PJ Harness Analyser is?
Click here for regular updates

www.pjdata.com.au admin@pjdata.com.au www.facebook.com/PJHarnessRacing



The Racing Queensland Board (trading as Racing Queensland) and provider are not responsible for the completeness or accuracy of any of the information contained herein, and makes no representations about its suitability for any purpose.