

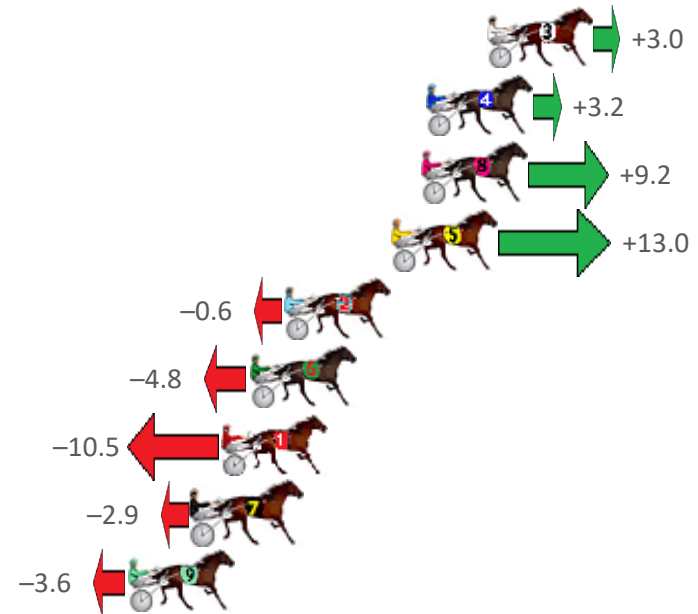
# Marburg Race 1 Distance 1850m

Sunday, 31 July 2022

Gross Time: 2:21.30 MileRate: 2:02.90 LeadTime: 16.00s First Qtr: 31.50s Second Qtr: 32.00s Third Qtr: 30.60s Fourth Qtr: 31.20s

NoHorse	Plc	Margin	Time	800Time (W)	400 Time (W)
3 CLARES FOOL	1	0.0m	2:21.30	61.57s (1)	31.08s (1)
4 MANY DELIGHTS	2	2.4m	2:21.50	61.55s (2)	30.97s (2)
8 ALWAYS AT NIGHT	3	2.6m	2:21.51	61.09s (1)	30.47s (1)
5 LITTLEDEE	4	3.8m	2:21.61	60.80s (1)	30.41s (2)
2 TODAYS HERO	5	8.0m	2:21.95	61.85s (1)	31.26s (1)
6 DALLAS COWGIRL	6	9.4m	2:22.07	62.17s (0)	31.60s (0)
1 PAGEANTRY	7	10.5m	2:22.16	62.61s (0)	32.01s (0)
7 BATMAN BART	8	11.7m	2:22.25	62.02s (0)	31.42s (0)
9 HARRY CROFT	9	14.2m	2:22.46	62.08s (2)	31.57s (3)

Finish Position and metres gained from 800m



Sectionals  
Powered  
by



Home of PJ Harness Analyser

Want to know how successful PJ Harness Analyser is?  
Click here for regular updates

[www.pjdata.com.au](http://www.pjdata.com.au) [admin@pjdata.com.au](mailto:admin@pjdata.com.au) [www.facebook.com/PJHarnessRacing](https://www.facebook.com/PJHarnessRacing)



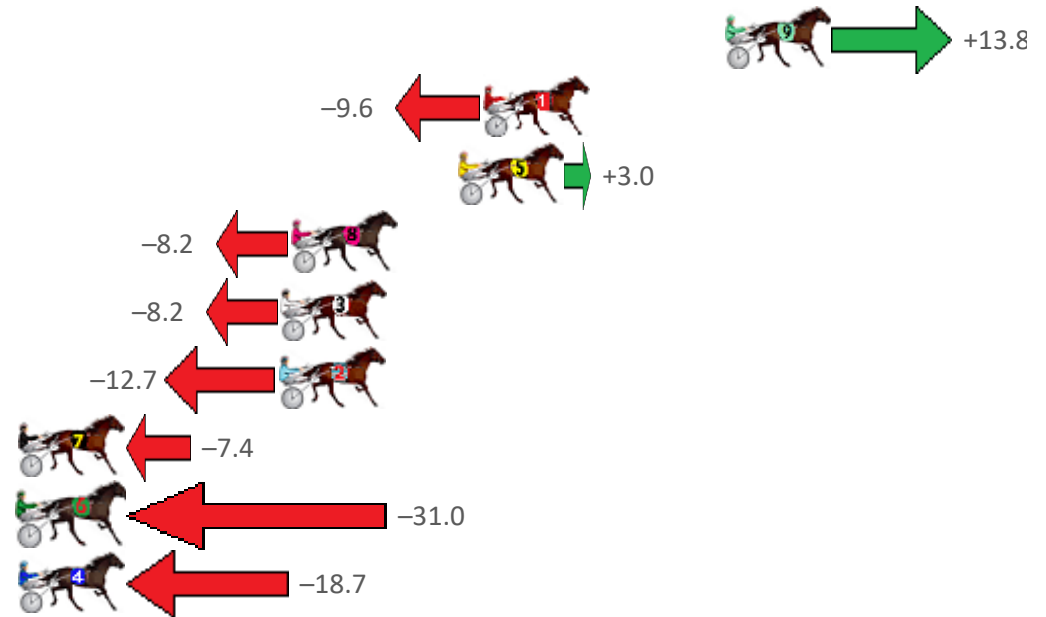
# Marburg Race 2 Distance 1850m

Sunday, 31 July 2022

Gross Time: 2:18.40 MileRate: 2:00.40 LeadTime: 16.60s First Qtr: 31.40s Second Qtr: 30.50s Third Qtr: 29.40s Fourth Qtr: 30.50s

NoHorse	Plc	Margin	Time	800Time (W)	400 Time (W)
9 JOY MAKER	1	0.0m	2:18.40	58.87s (1)	29.47s (1)
1 TOOLITTLETOOLATE	2	9.6m	2:19.17	60.61s (0)	31.23s (0)
5 ELPINE SALLY	3	10.6m	2:19.25	59.68s (0)	29.94s (1)
8 FLY CHEVAL	4	17.2m	2:19.77	60.51s (0)	30.44s (0)
3 VIC HUNTER	5	17.6m	2:19.80	60.51s (1)	31.12s (1)
2 MUSTANG DUDE	6	17.7m	2:19.81	60.85s (1)	31.37s (0)
7 ITSMEGS	7	30.6m	2:20.84	60.45s (0)	30.62s (1)
6 WEDDING NIGHT	8	35.4m	2:21.23	62.21s (0)	32.14s (0)
4 CHANG	9	36.5m	2:21.31	61.29s (0)	31.27s (0)

Finish Position and metres gained from 800m



Sectionals  
Powered  
by



Home of PJ Harness Analyser

Want to know how successful PJ Harness Analyser is?  
Click here for regular updates

[www.pjdata.com.au](http://www.pjdata.com.au) [admin@pjdata.com.au](mailto:admin@pjdata.com.au) [www.facebook.com/PJHarnessRacing](https://www.facebook.com/PJHarnessRacing)



The Racing Queensland Board (trading as Racing Queensland) and provider are not responsible for the completeness or accuracy of any of the information contained herein, and makes no representations about its suitability for any purpose.

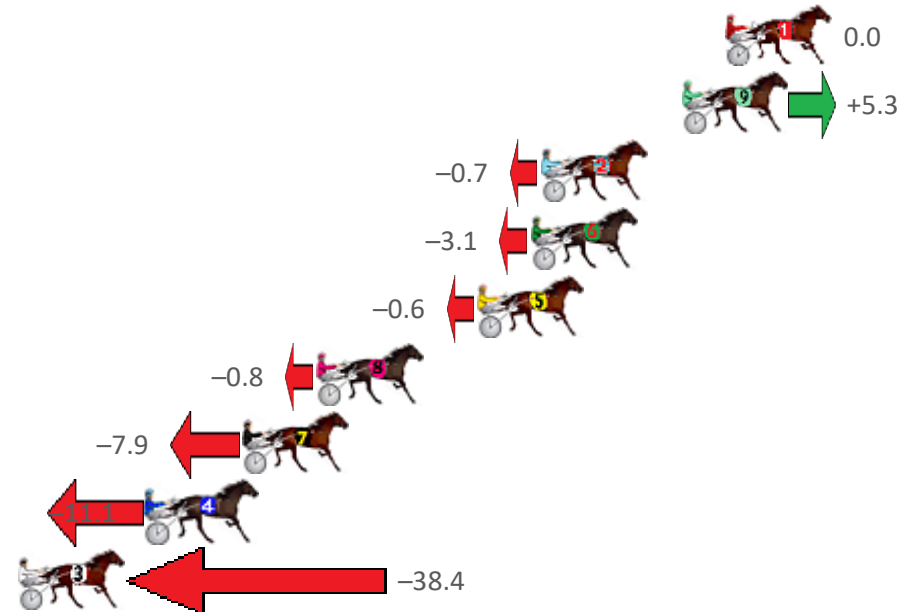
# Marburg Race 3 Distance 1850m

Sunday, 31 July 2022

Gross Time: 2:19.90 MileRate: 2:01.70 LeadTime: 16.50s First Qtr: 32.30s Second Qtr: 32.00s Third Qtr: 29.50s Fourth Qtr: 29.60s

NoHorse	Plc	Margin	Time	800Time (W)	400 Time (W)
1 BEEF CITY STARZZZ	1	0.0m	2:19.90	59.10s (0)	29.60s (0)
9 MY ULTIMATE CLIPPA	2	1.7m	2:20.03	58.71s (2)	29.53s (1)
2 BELLA GODIVA	3	7.3m	2:20.47	59.15s (1)	28.90s (0)
6 GO JO JOLT	4	7.7m	2:20.50	59.33s (0)	29.68s (0)
5 MAN OF ACTION	5	9.8m	2:20.66	59.14s (0)	29.51s (0)
8 WHERE'S TASCOTT	6	16.2m	2:21.16	59.16s (1)	29.67s (3)
7 MAJOR GRANDEUR	7	19.1m	2:21.38	59.68s (1)	29.58s (2)
4 TICK OF THE CLOCK	8	22.9m	2:21.68	59.92s (2)	30.49s (2)
3 OUR DOLLY	9	40.8m	2:23.07	61.92s (1)	31.63s (1)

Finish Position and metres gained from 800m



Sectionals  
Powered  
by



Home of PJ Harness Analyser

Want to know how successful PJ Harness Analyser is?  
Click here for regular updates

[www.pjdata.com.au](http://www.pjdata.com.au) [admin@pjdata.com.au](mailto:admin@pjdata.com.au) [www.facebook.com/PJHarnessRacing](https://www.facebook.com/PJHarnessRacing)



The Racing Queensland Board (trading as Racing Queensland) and provider are not responsible for the completeness or accuracy of any of the information contained herein, and makes no representations about its suitability for any purpose.

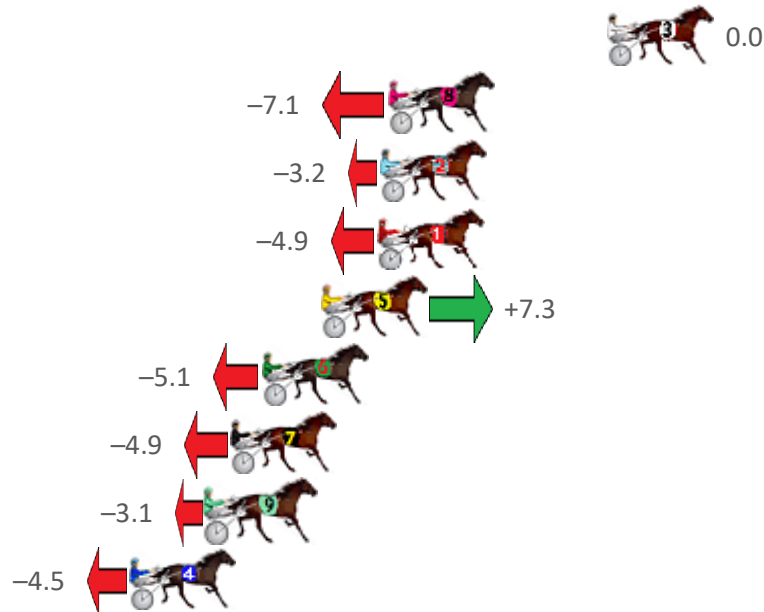
# Marburg Race 4 Distance 1850m

Sunday, 31 July 2022

Gross Time: 2:22.30 MileRate: 2:03.80 LeadTime: 17.20s First Qtr: 33.50s Second Qtr: 32.80s Third Qtr: 30.20s Fourth Qtr: 28.60s

NoHorse	Plc	Margin	Time	800Time (W)	400 Time (W)
3 MY SECRET BEACH	1	0.0m	2:22.30	58.80s (0)	28.60s (0)
8 GABBYS IDEAL	2	8.7m	2:22.95	59.32s (1)	29.13s (1)
2 SHAKATIE	3	9.0m	2:22.98	59.03s (1)	28.83s (1)
1 DOOLITTLE DANDY	4	9.1m	2:22.98	59.16s (0)	28.83s (0)
5 SPRINGFIELD SPIRIT	5	11.3m	2:23.15	58.27s (1)	28.65s (2)
6 AUNTY FRANCES	6	13.7m	2:23.33	59.17s (0)	28.85s (0)
7 BEYONSKI	7	14.9m	2:23.42	59.16s (1)	28.89s (1)
9 LA PISTOLA	8	15.9m	2:23.49	59.03s (0)	28.68s (0)
4 RISKY BUZINESS	9	18.9m	2:23.72	59.13s (1)	29.52s (2)

Finish Position and metres gained from 800m



Sectionals  
Powered  
by



Home of PJ Harness Analyser

Want to know how successful PJ Harness Analyser is?  
Click here for regular updates

[www.pjdata.com.au](http://www.pjdata.com.au) [admin@pjdata.com.au](mailto:admin@pjdata.com.au) [www.facebook.com/PJHarnessRacing](https://www.facebook.com/PJHarnessRacing)



The Racing Queensland Board (trading as Racing Queensland) and provider are not responsible for the completeness or accuracy of any of the information contained herein, and makes no representations about its suitability for any purpose.

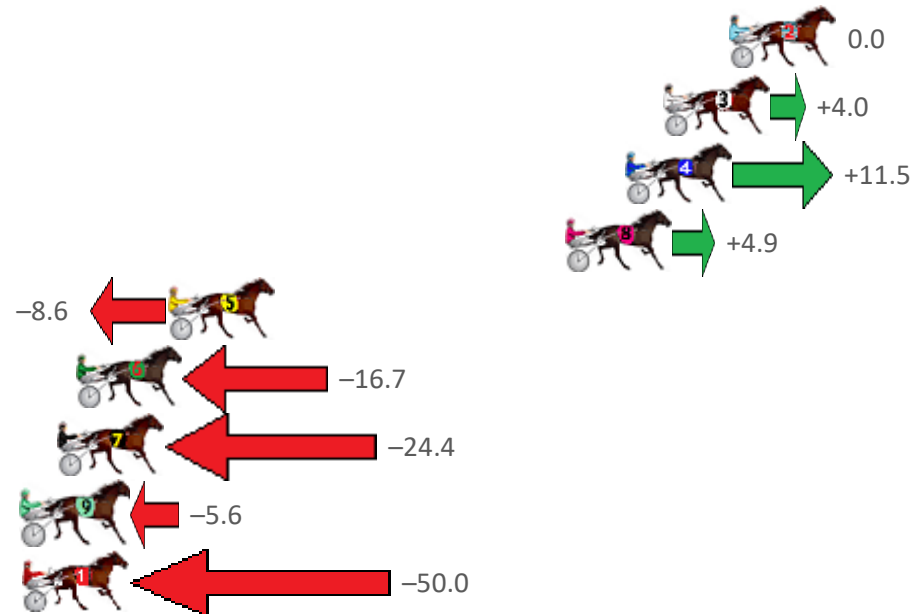
# Marburg Race 5 Distance 1850m

Sunday, 31 July 2022

Gross Time: 2:16.90 MileRate: 1:59.10 LeadTime: 17.00s First Qtr: 29.10s Second Qtr: 30.50s Third Qtr: 29.80s Fourth Qtr: 30.50s

NoHorse	Plc	Margin	Time	800Time (W)	400 Time (W)
2 MISS MIA	1	0.0m	2:16.90	60.30s (0)	30.50s (0)
3 MOONLIGHT BUTCHER	2	2.6m	2:17.11	60.00s (1)	30.08s (1)
4 SCHEU CREEK	3	4.1m	2:17.23	59.44s (1)	29.34s (1)
8 OLD ENGLISH	4	6.5m	2:17.42	59.93s (1)	29.92s (1)
5 NIGHT NINJA	5	22.2m	2:18.67	60.94s (0)	30.23s (1)
6 BULLDOG BRAWLER	6	25.9m	2:18.97	61.55s (0)	30.69s (0)
7 SHARP SHOOTER	7	26.6m	2:19.02	62.13s (1)	31.80s (0)
9 BUTCHERFEELGOOD	8	38.6m	2:19.98	60.72s (0)	30.85s (0)
1 GETALOADATHISGIRL	9	54.8m	2:21.27	64.05s (0)	33.20s (0)

Finish Position and metres gained from 800m



Sectionals  
Powered  
by



Home of PJ Harness Analyser

Want to know how successful PJ Harness Analyser is?  
Click here for regular updates

[www.pjdata.com.au](http://www.pjdata.com.au) [admin@pjdata.com.au](mailto:admin@pjdata.com.au) [www.facebook.com/PJHarnessRacing](https://www.facebook.com/PJHarnessRacing)



The Racing Queensland Board (trading as Racing Queensland) and provider are not responsible for the completeness or accuracy of any of the information contained herein, and makes no representations about its suitability for any purpose.



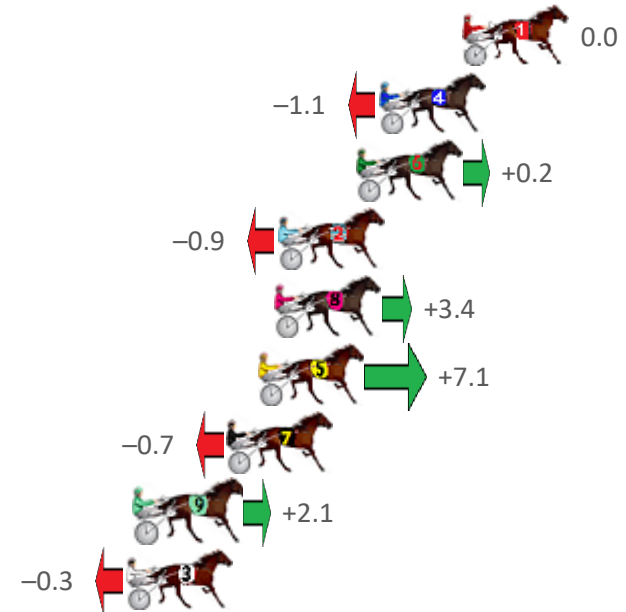
# Marburg Race 6 Distance 1850m

Sunday, 31 July 2022

Gross Time: 2:21.70 MileRate: 2:03.20 LeadTime: 17.20s First Qtr: 32.30s Second Qtr: 32.00s Third Qtr: 31.30s Fourth Qtr: 28.90s

NoHorse	Plc	Margin	Time	800Time (W)	400 Time (W)
1 IM A CLASSY GIRL	1	0.0m	2:21.70	60.20s (0)	28.90s (0)
4 SHEZALUCKYLADY	2	3.3m	2:21.95	60.28s (1)	28.95s (1)
6 HANDSOME HARRY	3	4.2m	2:22.02	60.19s (0)	28.90s (0)
2 MISTER WOODPORT	4	7.3m	2:22.25	60.27s (1)	28.91s (1)
8 OUR FRIEND	5	7.4m	2:22.26	59.95s (2)	29.17s (2)
5 FORGIVE ME	6	8.1m	2:22.31	59.67s (2)	28.92s (2)
7 PAGO PAGO	7	9.3m	2:22.41	60.25s (0)	28.92s (0)
9 BUSTN FEELZ GOOD	8	12.9m	2:22.68	60.04s (1)	28.96s (1)
3 EAGLES RESPONSE	9	13.3m	2:22.71	60.22s (0)	28.82s (0)

Finish Position and metres gained from 800m



Sectionals  
Powered  
by



Home of PJ Harness Analyser

Want to know how successful PJ Harness Analyser is?  
Click here for regular updates

[www.pjdata.com.au](http://www.pjdata.com.au) [admin@pjdata.com.au](mailto:admin@pjdata.com.au) [www.facebook.com/PJHarnessRacing](https://www.facebook.com/PJHarnessRacing)




# Marburg Race 7 Distance 1850m

Sunday, 31 July 2022

Gross Time: 2:18.60 MileRate: 2:00.60 LeadTime: 16.40s First Qtr: 31.90s Second Qtr: 31.30s Third Qtr: 30.20s Fourth Qtr: 28.80s

NoHorse	Plc	Margin	Time	800Time (W)	400 Time (W)
4 STUDLEIGH MARK	1	0.0m	2:18.60	58.93s (1)	28.76s (1)
2 COPY WRITER	2	1.1m	2:18.68	59.08s (0)	28.88s (0)
7 IDEAL TIGER	3	3.1m	2:18.83	58.83s (1)	28.68s (1)
8 VOODOO FELLA	4	3.4m	2:18.86	58.56s (2)	28.89s (2)
3 IMA BEACH BABE	5	3.8m	2:18.89	58.96s (0)	28.71s (0)
6 TEE RAVELLING	6	6.3m	2:19.08	58.48s (0)	28.59s (1)
1 TORQUE IS MY GIRL	7	11.1m	2:19.44	59.17s (0)	28.92s (0)
5 MELTON INSULTED	8	13.0m	2:19.58	58.60s (1)	28.89s (2)
9 CAPTAIN OH CAPTAIN	9	15.5m	2:19.77	59.12s (1)	29.39s (2)

Finish Position and metres gained from 800m



Sectionals  
Powered  
by



Home of PJ Harness Analyser

Want to know how successful PJ Harness Analyser is?  
Click here for regular updates

[www.pjdata.com.au](http://www.pjdata.com.au) [admin@pjdata.com.au](mailto:admin@pjdata.com.au) [www.facebook.com/PJHarnessRacing](https://www.facebook.com/PJHarnessRacing)



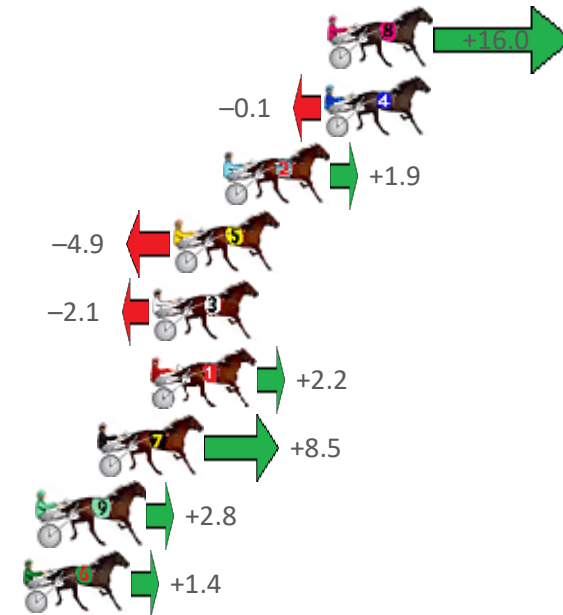
# Marburg Race 8 Distance 1850m

Sunday, 31 July 2022

Gross Time: 2:17.50 MileRate: 1:59.60 LeadTime: 16.70s First Qtr: 29.60s Second Qtr: 30.80s Third Qtr: 29.80s Fourth Qtr: 30.60s

NoHorse	Plc	Margin	Time	800Time (W)	400 Time (W)
8 YARRAMAN ROCKY	1	0.0m	2:17.50	59.20s (2)	30.37s (2)
4 EVERYTHING HAPPENS	2	0.1m	2:17.51	60.41s (0)	30.61s (0)
2 KEAYANG TARA	3	4.1m	2:17.83	60.26s (1)	30.38s (1)
5 TINGE OF FEAR	4	6.1m	2:17.99	60.77s (1)	30.93s (1)
3 OCEAN LANE	5	6.9m	2:18.05	60.56s (0)	30.79s (0)
1 SWEET JASMINE	6	7.0m	2:18.06	60.23s (0)	30.48s (0)
7 MACH TORQUE	7	9.1m	2:18.23	59.76s (0)	30.61s (2)
9 MAKE MINE JOE	8	11.4m	2:18.41	60.19s (1)	30.58s (1)
6 JAY TEE TYRON	9	12.0m	2:18.46	60.29s (0)	30.49s (0)

Finish Position and metres gained from 800m



Sectionals  
Powered  
by



Home of PJ Harness Analyser

Want to know how successful PJ Harness Analyser is?  
Click here for regular updates

[www.pjdata.com.au](http://www.pjdata.com.au) [admin@pjdata.com.au](mailto:admin@pjdata.com.au) [www.facebook.com/PJHarnessRacing](https://www.facebook.com/PJHarnessRacing)



The Racing Queensland Board (trading as Racing Queensland) and provider are not responsible for the completeness or accuracy of any of the information contained herein, and makes no representations about its suitability for any purpose.