

Albion Park Race 1 Distance 1628m

Tuesday, 9 August 2022

Gross Time: 2:07.20 MileRate: 2:04.90 LeadTime: 2.80s First Qtr: 33.40s Second Qtr: 30.90s Third Qtr: 30.50s Fourth Qtr: 29.60s

NoHorse	Plc	Margin	Time	800Time (W)	400 Time (W)
5 RAZZLEME DAZZLEME	1	0.0m	2:07.20	57.55s (0)	28.83s (1)
3 HOLD MY HAT DOUG	2	1.2m	2:07.29	59.79s (0)	29.47s (1)
2 UWOHALI	3	10.7m	2:08.03	60.90s (0)	30.39s (0)
1 THE EMULATOR	4	128.1m	2:17.14	64.44s (0)	32.40s (0)

Finish Position and metres gained from 800m



Sectionals
Powered
by



Home of PJ Harness Analyser

Want to know how successful PJ Harness Analyser is?
Click here for regular updates

www.pjdata.com.au admin@pjdata.com.au www.facebook.com/PJHarnessRacing



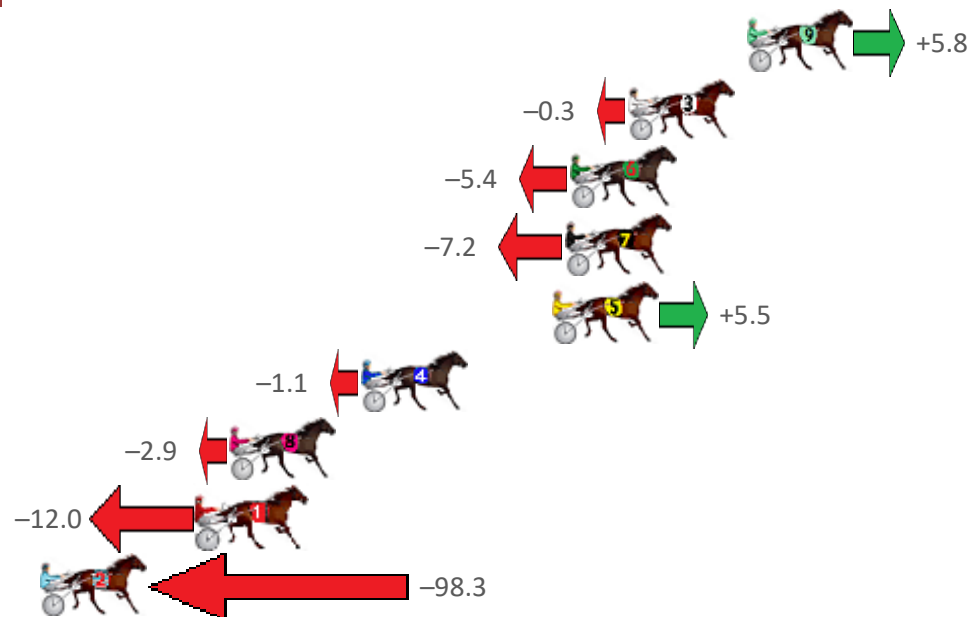
Albion Park Race 2 Distance 2138m

Tuesday, 9 August 2022

Gross Time: 2:44.80 MileRate: 2:02.30 LeadTime: 42.40s First Qtr: 33.20s Second Qtr: 31.30s Third Qtr: 28.80s Fourth Qtr: 29.10s

NoHorse	Plc	Margin	Time	800Time (W)	400 Time (W)
9 THE REAPER	1	0.0m	2:44.80	57.48s (1)	28.72s (1)
3 PADDY PANTS	2	4.7m	2:45.16	57.92s (0)	29.12s (0)
6 SHEGOTSASS	3	7.0m	2:45.33	58.29s (1)	29.53s (1)
7 AURORA	4	7.2m	2:45.35	58.42s (0)	29.62s (0)
5 MAJESTIC SPEED	5	7.7m	2:45.39	57.50s (0)	28.99s (0)
4 JUST CALL ME MOLLY	6	15.3m	2:45.97	57.98s (1)	29.22s (2)
8 DON ABRASCO	7	20.5m	2:46.37	58.11s (0)	29.25s (1)
1 DEAD SET MUSCLE	8	21.8m	2:46.46	58.76s (1)	29.94s (1)
2 WILLIS GRAHAM	9	106.9m	2:52.96	64.97s (0)	33.58s (0)

Finish Position and metres gained from 800m



Sectionals
Powered
by



Home of PJ Harness Analyser

Want to know how successful PJ Harness Analyser is?
Click here for regular updates

www.pjdata.com.au admin@pjdata.com.au www.facebook.com/PJHarnessRacing



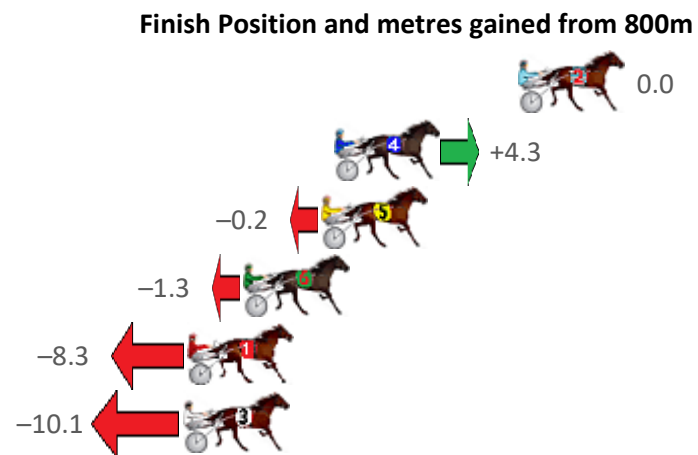
The Racing Queensland Board (trading as Racing Queensland) and provider are not responsible for the completeness or accuracy of any of the information contained herein, and makes no representations about its suitability for any purpose.

Albion Park Race 3 Distance 1660m

Tuesday, 9 August 2022

Gross Time: 1:56.60 MileRate: 1:53.00 LeadTime: 3.30s First Qtr: 26.60s Second Qtr: 30.20s Third Qtr: 27.60s Fourth Qtr: 28.90s

NoHorse	Plc	Margin	Time	800Time (W)	400 Time (W)
2 BLACK HAWK JOE	1	0.0m	1:56.60	56.50s (0)	28.90s (0)
4 SO BOBS YOUR UNCLE	2	7.3m	1:57.15	56.20s (1)	28.62s (2)
5 RONALDO	3	7.8m	1:57.19	56.51s (1)	28.96s (2)
6 KASH US BACK	4	10.9m	1:57.43	56.59s (0)	28.76s (1)
1 WHAT A JOLT	5	13.1m	1:57.59	57.08s (0)	29.21s (0)
3 ROCKNROLL CLASSIC	6	13.3m	1:57.61	57.21s (1)	29.47s (1)



Sectionals
Powered
by



Home of PJ Harness Analyser

Want to know how successful PJ Harness Analyser is?
Click here for regular updates

www.pjdata.com.au admin@pjdata.com.au www.facebook.com/PJHarnessRacing




Albion Park Race 4 Distance 1660m

Tuesday, 9 August 2022

Gross Time: 1:59.60 MileRate: 1:56.00 LeadTime: 3.40s First Qtr: 28.30s Second Qtr: 31.00s Third Qtr: 28.50s Fourth Qtr: 28.40s

NoHorse	Plc	Margin	Time	800Time (W)	400 Time (W)
2 LADY DIGBY	1	0.0m	1:59.60	56.57s (0)	28.06s (0)
4 JILLIBY TYPHOON	2	1.9m	1:59.74	57.03s (0)	28.53s (0)
1 WANDARY DELIGHT	3	8.4m	2:00.23	56.89s (0)	28.32s (0)
10 CHEER LEADER	4	8.6m	2:00.24	57.18s (2)	28.50s (1)
6 SAN MAREA	5	11.3m	2:00.44	57.08s (1)	28.38s (1)
9 MIKI MAGIC	6	14.2m	2:00.66	56.69s (1)	28.26s (2)
3 MAJORMISS	7	24.2m	2:01.41	57.69s (1)	29.01s (1)
8 BETTORS MOON	8	25.9m	2:01.53	57.74s (0)	29.14s (0)
5 PRETTY GOOD REASON	9	26.1m	2:01.55	57.42s (0)	28.83s (0)
7 SHORT LEG SUE	10	31.4m	2:01.94	57.58s (1)	29.06s (1)

Finish Position and metres gained from 800m



Sectionals
Powered
by



Home of PJ Harness Analyser

Want to know how successful PJ Harness Analyser is?
Click here for regular updates

www.pjdata.com.au admin@pjdata.com.au www.facebook.com/PJHarnessRacing



The Racing Queensland Board (trading as Racing Queensland) and provider are not responsible for the completeness or accuracy of any of the information contained herein, and makes no representations about its suitability for any purpose.

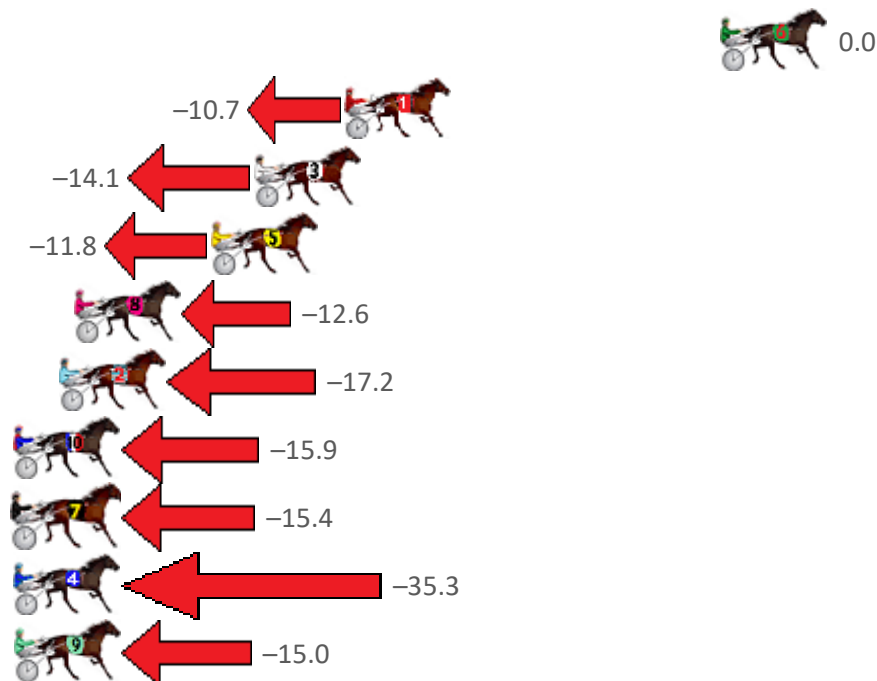
Albion Park Race 5 Distance 1660m

Tuesday, 9 August 2022

Gross Time: 2:00.60 MileRate: 1:57.00 LeadTime: 3.20s First Qtr: 29.10s Second Qtr: 31.80s Third Qtr: 29.40s Fourth Qtr: 27.10s

No	Horse	Plc	Margin	Time	800Time (W)	400 Time (W)
6	FRANKIE FEROCIOUS	1	0.0m	2:00.60	56.50s (0)	27.10s (0)
1	HEZA GALVINATOR	2	14.9m	2:01.66	57.25s (0)	27.81s (0)
3	MISTER DOMINGO	3	18.5m	2:01.92	57.49s (1)	28.28s (1)
5	SIR BOSTON	4	20.2m	2:02.04	57.33s (0)	27.85s (0)
8	MY ULTIMATE JIMBO	5	25.6m	2:02.43	57.38s (0)	28.04s (1)
2	CRADOCK	6	26.2m	2:02.47	57.71s (1)	28.50s (1)
10	YOGI	7	29.5m	2:02.71	57.62s (1)	28.78s (2)
7	SAINT LOUIS BEAT	8	34.6m	2:03.07	57.58s (1)	28.61s (2)
4	BATMAN JUJON	9	52.7m	2:04.36	58.98s (0)	29.55s (0)
9	THE TAX COLLECTOR	10	55.0m	2:04.53	57.55s (0)	27.77s (0)

Finish Position and metres gained from 800m



Sectionals
Powered
by



Home of PJ Harness Analyser

Want to know how successful PJ Harness Analyser is?
Click here for regular updates

www.pjdata.com.au admin@pjdata.com.au www.facebook.com/PJHarnessRacing



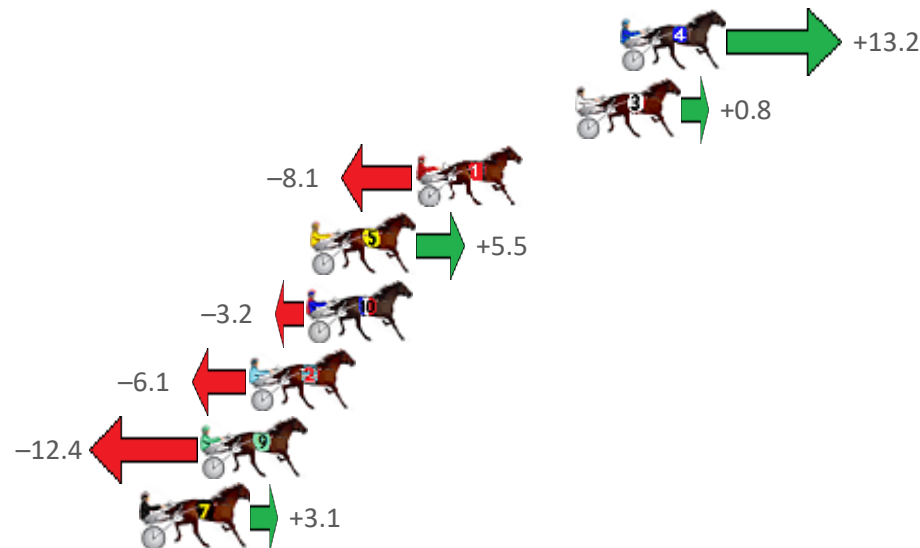
Albion Park Race 6 Distance 1660m

Tuesday, 9 August 2022

Gross Time: 1:57.80 MileRate: 1:54.20 LeadTime: 3.30s First Qtr: 27.30s Second Qtr: 30.30s Third Qtr: 27.30s Fourth Qtr: 29.60s

NoHorse	Plc	Margin	Time	800Time (W)	400 Time (W)
4 SAYITAIN SO JOE	1	0.0m	1:57.80	55.97s (1)	28.78s (2)
3 MOLLIES MARYELLE	2	1.8m	1:57.94	56.84s (1)	29.73s (1)
1 HEZ ON THE BUZZER	3	8.1m	1:58.43	57.47s (0)	30.09s (0)
5 STRONG RESPONSE	4	12.3m	1:58.75	56.51s (1)	29.28s (2)
10 HE SAID SHE SAID	5	12.4m	1:58.76	57.13s (0)	29.69s (0)
2 IDEAL TIGER	6	14.7m	1:58.94	57.33s (1)	29.95s (1)
9 BRIDGE COIN	7	16.6m	1:59.09	57.78s (0)	30.34s (0)
7 CHARLIE CHUCKLES	8	18.9m	1:59.27	56.68s (1)	29.78s (0)

Finish Position and metres gained from 800m



Sectionals
Powered
by



Home of PJ Harness Analyser

Want to know how successful PJ Harness Analyser is?
Click here for regular updates

www.pjdata.com.au admin@pjdata.com.au www.facebook.com/PJHarnessRacing



The Racing Queensland Board (trading as Racing Queensland) and provider are not responsible for the completeness or accuracy of any of the information contained herein, and makes no representations about its suitability for any purpose.

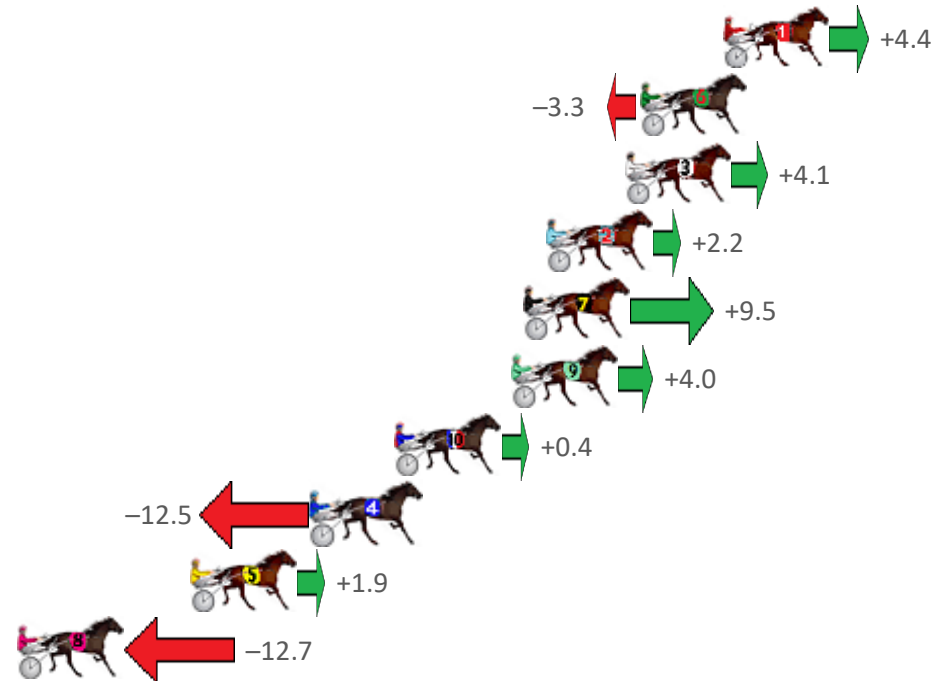
Albion Park Race 7 Distance 1660m

Tuesday, 9 August 2022

Gross Time: 2:01.90 MileRate: 1:58.20 LeadTime: 3.30s First Qtr: 28.50s Second Qtr: 33.10s Third Qtr: 29.10s Fourth Qtr: 27.90s

NoHorse	Plc	Margin	Time	800Time (W)	400 Time (W)
1 BRONSKI DELIGHT	1	0.0m	2:01.90	56.69s (0)	27.59s (0)
6 EMPRESS BYELINE	2	3.3m	2:02.14	57.23s (0)	28.13s (0)
3 WATERLINE	3	3.9m	2:02.19	56.71s (1)	27.62s (1)
2 MAYWYNS LA NINA	4	7.0m	2:02.41	56.84s (0)	27.75s (0)
7 FRAYA	5	7.9m	2:02.48	56.33s (1)	27.20s (1)
9 THE GROGMOTHER	6	8.4m	2:02.52	56.72s (1)	27.61s (1)
10 FAKE COLLECTION	7	13.0m	2:02.85	56.97s (0)	27.83s (0)
4 BLACKJACK BETH	8	16.3m	2:03.10	57.89s (1)	28.79s (1)
5 DESIGNER BLING	9	21.1m	2:03.45	56.87s (1)	27.78s (1)
8 MORETTA	10	30.7m	2:04.15	57.90s (0)	28.53s (0)

Finish Position and metres gained from 800m



Sectionals
Powered
by



Home of PJ Harness Analyser

Want to know how successful PJ Harness Analyser is?
Click here for regular updates

www.pjdata.com.au admin@pjdata.com.au www.facebook.com/PJHarnessRacing



The Racing Queensland Board (trading as Racing Queensland) and provider are not responsible for the completeness or accuracy of any of the information contained herein, and makes no representations about its suitability for any purpose.

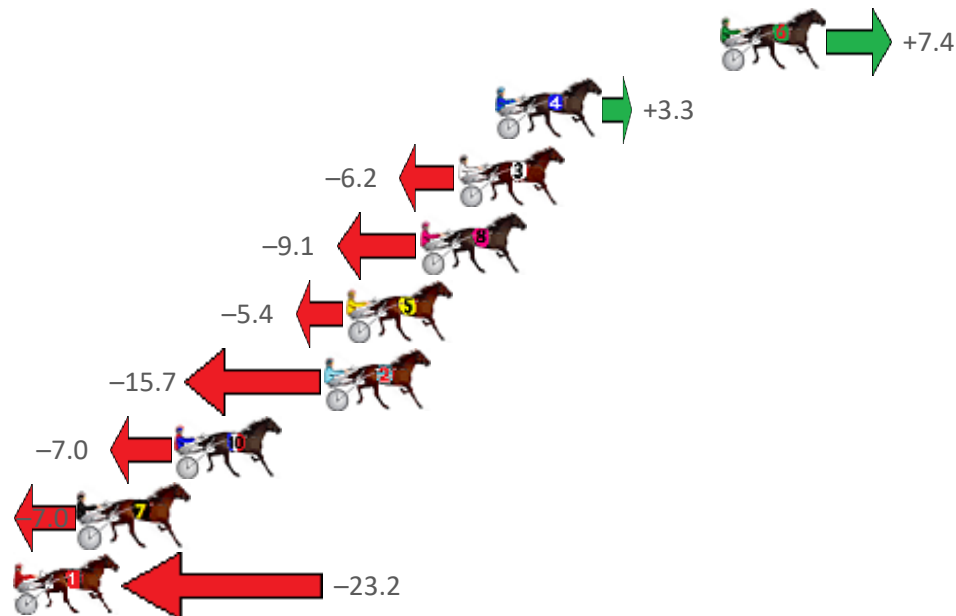
Albion Park Race 8 Distance 1660m

Tuesday, 9 August 2022

Gross Time: 2:00.60 MileRate: 1:56.90 LeadTime: 3.60s First Qtr: 28.80s Second Qtr: 31.80s Third Qtr: 27.90s Fourth Qtr: 28.50s

No	Horse	Plc	Margin	Time	800Time (W)	400 Time (W)
6	HAVEYOUCHECKEDIN	1	0.0m	2:00.60	55.88s (1)	28.09s (1)
4	CARTER GRANT	2	8.9m	2:01.27	56.17s (1)	28.41s (1)
3	REGAZZO DI TILLY	3	10.4m	2:01.38	56.83s (0)	28.94s (0)
8	CAPTAIN FOXTROT	4	11.9m	2:01.49	57.04s (1)	29.23s (1)
5	MISTER DELWIN	5	14.8m	2:01.71	56.78s (0)	28.83s (0)
2	ODINS BLACK CROWS	6	15.7m	2:01.78	57.50s (0)	29.61s (0)
10	HOLME BOY	7	21.6m	2:02.22	56.89s (0)	28.94s (0)
7	CHIEF JUJON	8	25.4m	2:02.50	56.89s (1)	29.21s (1)
1	WHOS TO BLAME	9	48.4m	2:04.22	58.03s (1)	29.66s (0)

Finish Position and metres gained from 800m



Sectionals
Powered
by



Home of PJ Harness Analyser

Want to know how successful PJ Harness Analyser is?
Click here for regular updates

www.pjdata.com.au admin@pjdata.com.au www.facebook.com/PJHarnessRacing



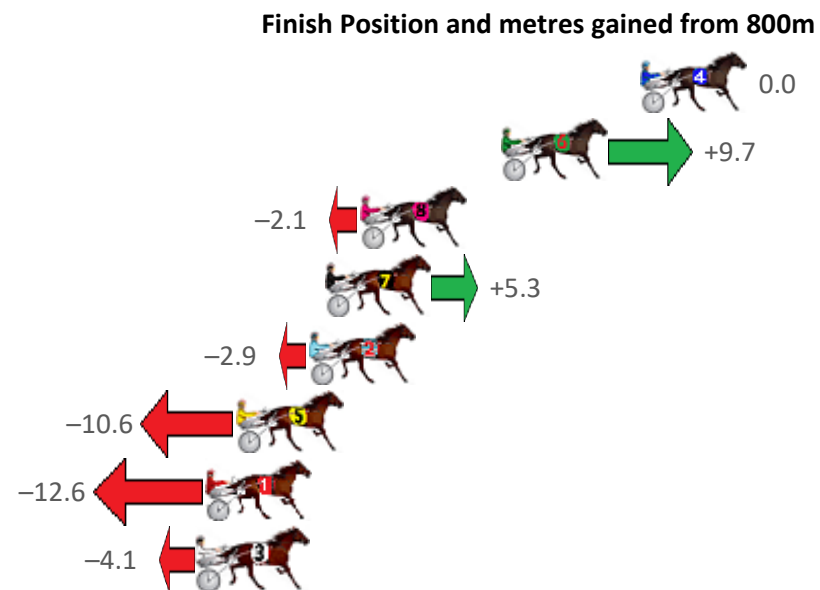
The Racing Queensland Board (trading as Racing Queensland) and provider are not responsible for the completeness or accuracy of any of the information contained herein, and makes no representations about its suitability for any purpose.

Albion Park Race 9 Distance 1660m

Tuesday, 9 August 2022

Gross Time: 1:57.40 MileRate: 1:53.80 LeadTime: 3.20s First Qtr: 27.80s Second Qtr: 31.00s Third Qtr: 27.40s Fourth Qtr: 28.00s

NoHorse	Plc	Margin	Time	800Time (W)	400 Time (W)
4 HY VOLTAGE	1	0.0m	1:57.40	55.40s (0)	28.00s (0)
6 TRIPLE FOUR	2	5.5m	1:57.80	54.73s (1)	28.12s (2)
8 FLYING ART	3	11.1m	1:58.22	55.54s (0)	28.05s (0)
7 LOCHIEL	4	12.5m	1:58.32	55.04s (0)	27.87s (1)
2 MISTER DIAMOND	5	13.1m	1:58.36	55.60s (1)	28.29s (1)
5 DUKKAH	6	16.0m	1:58.58	56.13s (1)	28.79s (1)
1 SO AM I	7	17.2m	1:58.67	56.27s (0)	28.79s (0)
3 CRAZY SHIPPO	8	17.5m	1:58.69	55.68s (0)	28.16s (0)



Sectionals
Powered
by



Home of PJ Harness Analyser

Want to know how successful PJ Harness Analyser is?
Click here for regular updates

www.pjdata.com.au admin@pjdata.com.au www.facebook.com/PJHarnessRacing



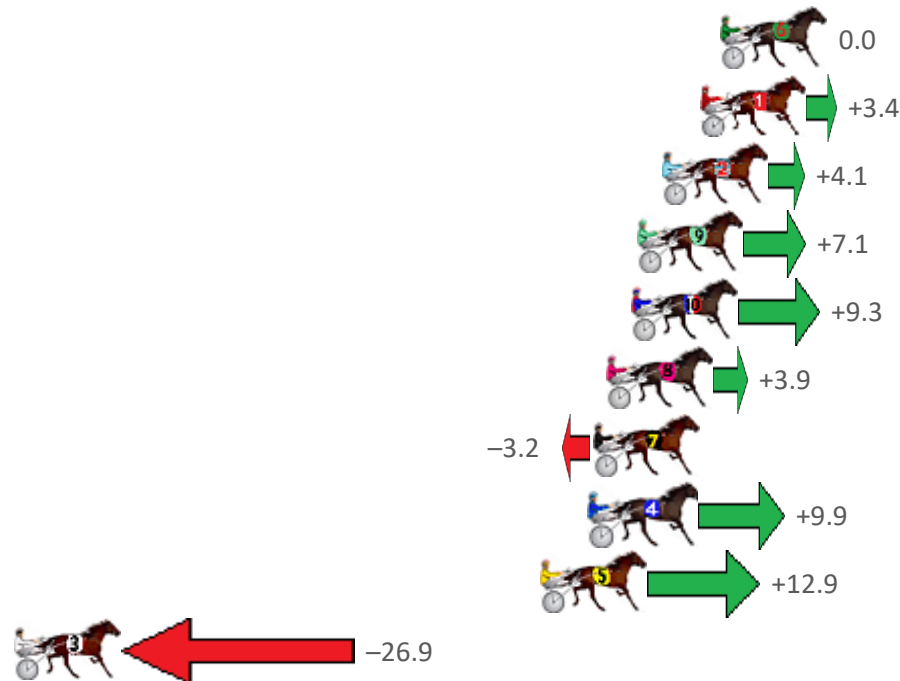
Albion Park Race 10 Distance 1660m

Tuesday, 9 August 2022

Gross Time: 2:00.20 MileRate: 1:56.50 LeadTime: 3.30s First Qtr: 27.80s Second Qtr: 32.10s Third Qtr: 28.30s Fourth Qtr: 28.70s

No	Horse	Plc	Margin	Time	800Time (W)	400 Time (W)
6	THE HIGH COMMANDE	1	0.0m	2:00.20	57.00s (0)	28.67s (0)
1	SOHO CASABLANCA	2	0.8m	2:00.26	56.76s (0)	28.40s (0)
2	CAPTAIN BRAVEHEART	3	2.3m	2:00.37	56.71s (1)	28.54s (1)
9	LITTLELIONELJAMES	4	3.3m	2:00.45	56.50s (1)	28.31s (1)
10	CHAL BE	5	3.5m	2:00.46	56.34s (0)	27.94s (0)
8	VINDICATE	6	4.5m	2:00.54	56.72s (0)	28.35s (0)
7	MAYWYN TROUBADOU	7	5.0m	2:00.58	57.23s (1)	29.06s (1)
4	RECIPE FOR DREAMING	8	5.1m	2:00.58	56.30s (1)	28.09s (1)
5	AYE AYE CAPTAIN	9	7.1m	2:00.73	56.09s (0)	27.87s (0)
3	ROLLED IN GOLD	10	76.9m	2:05.99	58.91s (0)	29.91s (0)

Finish Position and metres gained from 800m



Sectionals
Powered
by



Home of PJ Harness Analyser

Want to know how successful PJ Harness Analyser is?
Click here for regular updates

www.pjdata.com.au admin@pjdata.com.au www.facebook.com/PJHarnessRacing

