

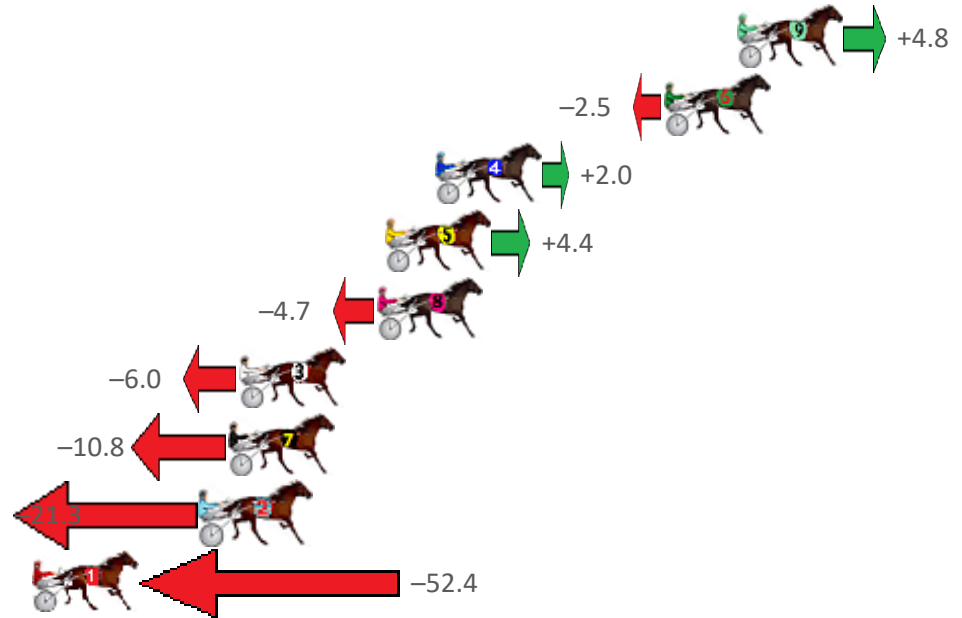
Redcliffe Race 1 Distance 1780m

Wednesday, 24 August 2022

Gross Time: 2:09.90 MileRate: 1:57.40 LeadTime: 11.80s First Qtr: 31.40s Second Qtr: 30.60s Third Qtr: 27.70s Fourth Qtr: 28.40s

No Horse	Plc	Mar	800 Posi	400 Posi	Time	3rd Qtr	4th Qtr
9 HECTOR	1	0.0m	4.8m (1)	4.6m (1)	2:09.90	27.69s	28.08s
6 BRIAN CHRISTOPHER	2	2.9m	0.4m (1)	0.0m (1)	2:10.12	27.67s	28.60s
4 KANYE CRUSADER	3	12.0m	14.0m (1)	14.2m (1)	2:10.80	27.72s	28.24s
5 BAKER CREEK	4	14.0m	18.4m (1)	18.6m (1)	2:10.94	27.72s	28.08s
8 BLACKJACK BART	5	14.3m	9.6m (1)	9.4m (1)	2:10.97	27.68s	28.75s
3 LETTERKENNY BOY	6	19.8m	13.8m (0)	18.6m (0)	2:11.38	28.03s	28.48s
7 LITTLE CHANGE	7	20.2m	9.4m (0)	14.6m (0)	2:11.41	28.06s	28.80s
2 WEEWAH	8	21.3m	0.0m (0)	0.6m (0)	2:11.49	27.72s	29.86s
1 REAL KNUCKY	9	57.4m	5.0m (0)	10.2m (0)	2:14.18	28.02s	31.73s

Finish Position and metres gained from 800m





Home of PJ Harness Analyser

Want to know how successful PJ Harness Analyser is?
[Click here for regular updates](#)

www.pjdata.com.au
 admin@pjdata.com.au
 www.facebook.com/PJHarnessRacing



RISE Digital, Harness Racing Australia nor the provider accepts any responsibility for the completeness or accuracy of any of the information contained herein, and makes no representations about its suitability for any particular purpose. Users should make their own judgements about those matters and/or seek independent advice. You assume all risks associated with use of data provided on this page

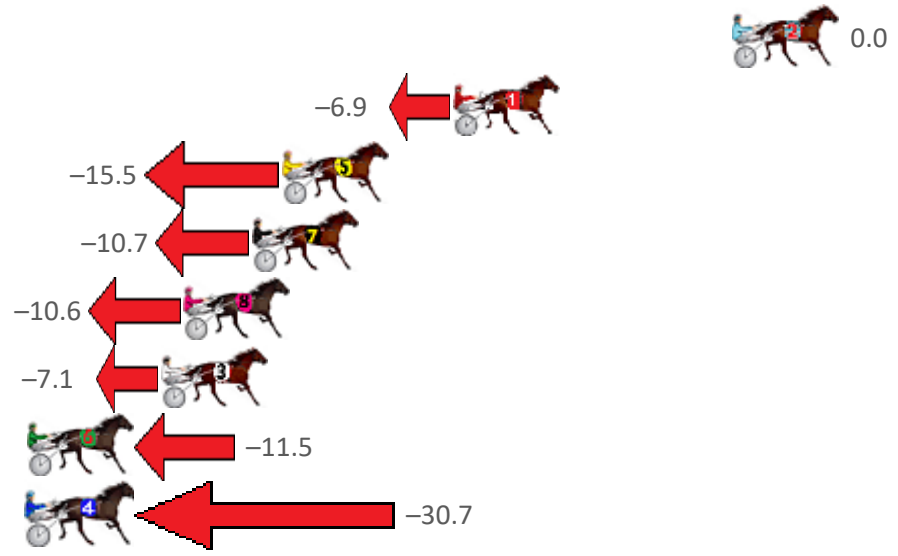
Redcliffe Race 2 Distance 2040m

Wednesday, 24 August 2022

Gross Time: 2:30.00 MileRate: 1:58.30 LeadTime: 31.00s First Qtr: 30.60s Second Qtr: 30.60s Third Qtr: 28.40s Fourth Qtr: 29.40s

No Horse	Plc	Mar	800 Posi	400 Posi	Time	3rd Qtr	4th Qtr
2 THE MAHARANI	1	0.0m	0.0m (0)	0.0m (0)	2:30.00	28.40s	29.40s
1 ZARAS A TREASURE	2	11.1m	4.2m (0)	4.6m (0)	2:30.86	28.42s	29.88s
5 MONTEREY JACK	3	17.9m	2.4m (1)	5.2m (1)	2:31.38	28.59s	30.33s
7 ILLBEWATCHING	4	19.1m	8.4m (0)	13.0m (0)	2:31.47	28.72s	29.85s
8 HIGH ON MONTANA	5	21.8m	11.2m (1)	10.0m (2)	2:31.68	28.30s	30.26s
3 SHEZ ALL STYLE	6	22.7m	15.6m (1)	17.6m (1)	2:31.75	28.54s	29.77s
6 LUXURY LAD	7	31.3m	19.8m (1)	16.8m (2)	2:32.41	28.17s	30.46s
4 FEARLESS FAITH	8	37.5m	6.8m (1)	13.2m (1)	2:32.89	28.83s	31.18s

Finish Position and metres gained from 800m





Home of PJ Harness Analyser
 Want to know how successful PJ Harness Analyser is?
 Click here for regular updates

www.pjdata.com.au
 admin@pjdata.com.au
 www.facebook.com/PJHarnessRacing



RISE Digital, Harness Racing Australia nor the provider accepts any responsibility for the completeness or accuracy of any of the information contained herein, and makes no representations about its suitability for any particular purpose. Users should make their own judgements about those matters and/or seek independent advice. You assume all risks associated with use of data provided on this page

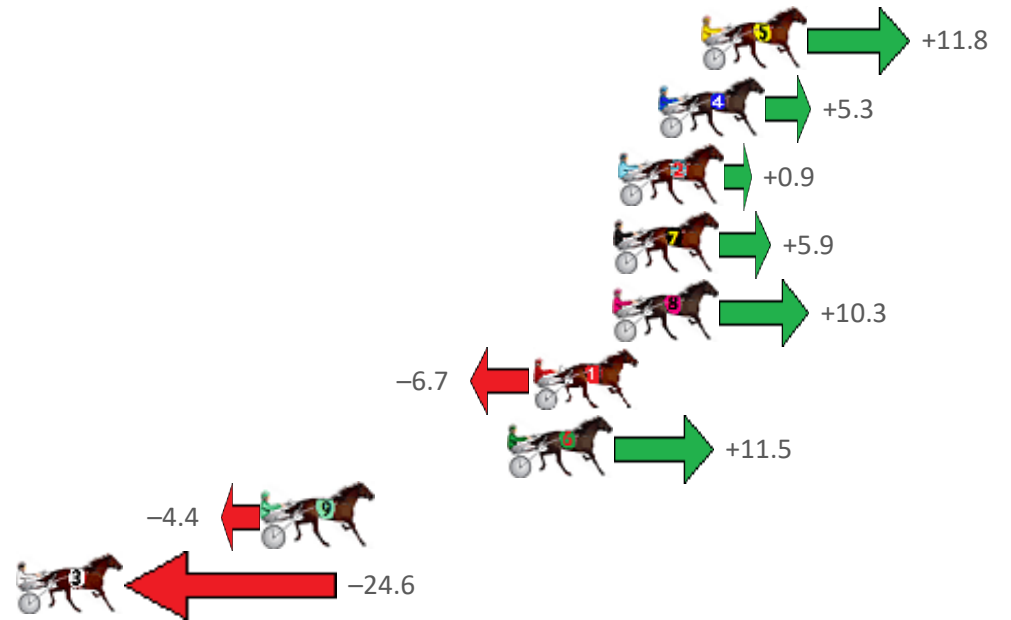
Redcliffe Race 3 Distance 2040m

Wednesday, 24 August 2022

Gross Time: 2:34.90 MileRate: 2:02.20 LeadTime: 32.50s First Qtr: 32.20s Second Qtr: 32.20s Third Qtr: 28.80s Fourth Qtr: 29.20s

No Horse	Plc	Mar	800 Posi	400 Posi	Time	3rd Qtr	4th Qtr
5 MISSTREPO	1	0.0m	11.8m (1)	10.2m (2)	2:34.90	28.69s	28.46s
4 MAYWYN MACDUFF	2	1.7m	7.0m (1)	0.0m (1)	2:35.03	28.29s	29.32s
2 ASHLEE NITRO	3	3.3m	4.2m (0)	4.6m (0)	2:35.15	28.83s	29.11s
7 ROCK IT BABY	4	3.5m	9.4m (0)	9.2m (0)	2:35.17	28.79s	28.79s
8 COURAGEOUS SAM	5	3.5m	13.8m (0)	15.0m (2)	2:35.17	28.89s	28.37s
1 JAZIAH	6	6.7m	0.0m (0)	0.2m (0)	2:35.41	28.81s	29.67s
6 PEPPA BLISS	7	7.7m	19.2m (2)	18.8m (3)	2:35.49	28.78s	28.39s
9 BONNIE GROVE	8	17.4m	13.0m (2)	5.8m (2)	2:36.23	28.28s	30.04s
3 JELIGNITE JACK	9	27.2m	2.6m (1)	8.2m (1)	2:36.98	29.19s	30.58s

Finish Position and metres gained from 800m





Home of PJ Harness Analyser

Want to know how successful PJ Harness Analyser is?
[Click here for regular updates](#)

www.pjdata.com.au
 admin@pjdata.com.au
 www.facebook.com/PJHarnessRacing



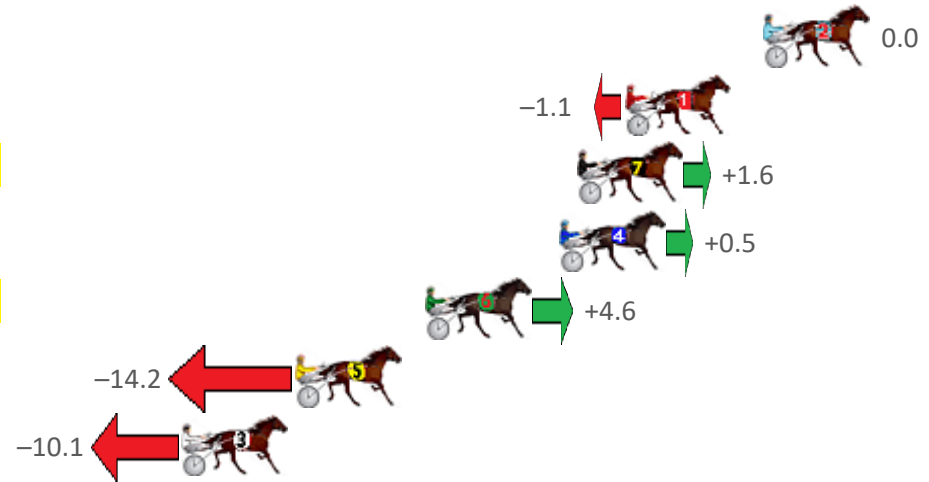
Redcliffe Race 4 Distance 1780m

Wednesday, 24 August 2022

Gross Time: 2:10.80 MileRate: 1:58.20 LeadTime: 11.50s First Qtr: 30.40s Second Qtr: 31.40s Third Qtr: 28.70s Fourth Qtr: 28.80s

No Horse	Plc	Mar	800 Posi	400 Posi	Time	3rd Qtr	4th Qtr
2 EVERYTHING HAPPE	1	0.0m	0.0m (0)	0.0m (0)	2:10.80	28.70s	28.80s
1 ADRENALINE RUSH	2	5.5m	4.4m (0)	5.4m (0)	2:11.22	28.77s	28.81s
7 YANKEE C J	3	7.4m	9.0m (0)	10.0m (0)	2:11.36	28.77s	28.61s
4 VANITY BAY	4	8.1m	8.6m (1)	2.4m (1)	2:11.41	28.26s	29.21s
6 AMERICAN FLYER	5	13.4m	18.0m (1)	16.0m (0)	2:11.81	28.56s	28.61s
5 JILLIBY JACKPOT	6	18.6m	4.4m (1)	13.0m (1)	2:12.21	29.31s	29.20s
3 ITS SUPER EASY	7	23.1m	13.0m (1)	12.8m (2)	2:12.55	28.68s	29.54s

Finish Position and metres gained from 800m





Home of PJ Harness Analyser

Want to know how successful PJ Harness Analyser is?

Click here for regular updates

www.pjdata.com.au
 admin@pjdata.com.au
 www.facebook.com/PJHarnessRacing



RISE Digital, Harness Racing Australia nor the provider accepts any responsibility for the completeness or accuracy of any of the information contained herein, and makes no representations about its suitability for any particular purpose. Users should make their own judgements about those matters and/or seek independent advice. You assume all risks associated with use of data provided on this page

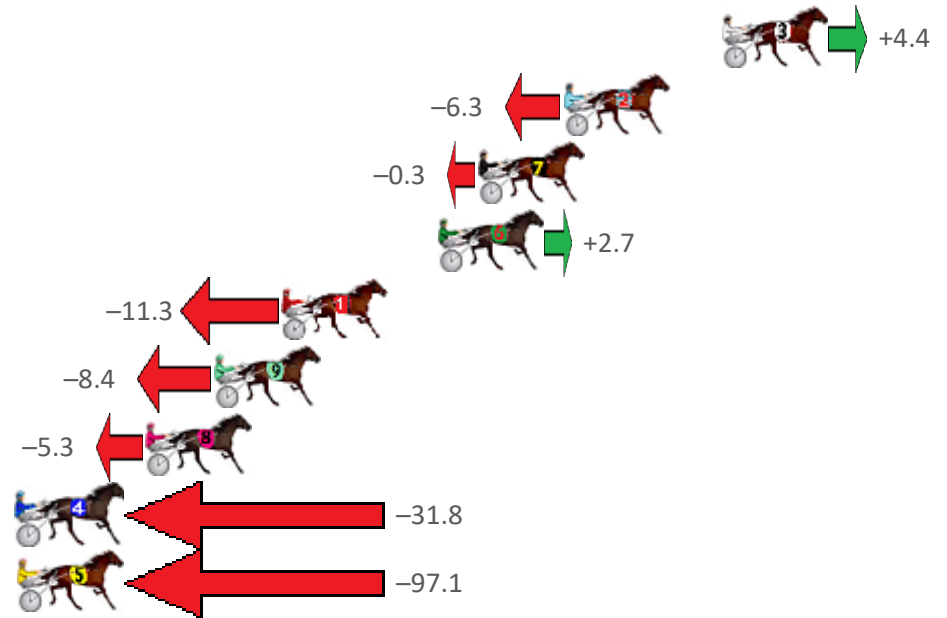
Redcliffe Race 5 Distance 1780m

Wednesday, 24 August 2022

Gross Time: 2:11.00 MileRate: 1:58.40 LeadTime: 11.10s First Qtr: 29.30s Second Qtr: 30.80s Third Qtr: 29.00s Fourth Qtr: 30.80s

No Horse	Plc	Mar	800 Posi	400 Posi	Time	3rd Qtr	4th Qtr
3 MOTU AMETHYST	1	0.0m	4.4m (0)	4.0m (0)	2:11.00	28.98s	30.49s
2 THE RAGNBONE MA	2	6.3m	0.0m (0)	0.0m (0)	2:11.51	28.99s	31.28s
7 SUBTLE ADVICE	3	9.7m	9.4m (0)	8.8m (0)	2:11.78	28.95s	30.87s
6 THE HARRIS HAWK	4	11.3m	14.0m (0)	13.2m (0)	2:11.91	28.94s	30.65s
1 JANG PEL	5	17.5m	6.2m (1)	11.0m (2)	2:12.41	29.34s	31.30s
9 SIGNOR JUJON	6	20.2m	11.8m (1)	16.4m (1)	2:12.63	29.33s	31.09s
8 OUR BOY ROY	7	22.9m	17.6m (1)	21.0m (1)	2:12.85	29.25s	30.95s
4 JUST ONE GOOD ON	8	32.6m	0.8m (1)	9.6m (1)	2:13.63	29.60s	32.56s
5 HURRICANE DREAM	9	121.9m	24.8m (0)	33.4m (0)	2:20.82	29.44s	37.58s

Finish Position and metres gained from 800m





Home of PJ Harness Analyser

Want to know how successful PJ Harness Analyser is?
Click here for regular updates

www.pjdata.com.au
 admin@pjdata.com.au
 www.facebook.com/PJHarnessRacing



RISE Digital, Harness Racing Australia nor the provider accepts any responsibility for the completeness or accuracy of any of the information contained herein, and makes no representations about its suitability for any particular purpose. Users should make their own judgements about those matters and/or seek independent advice. You assume all risks associated with use of data provided on this page

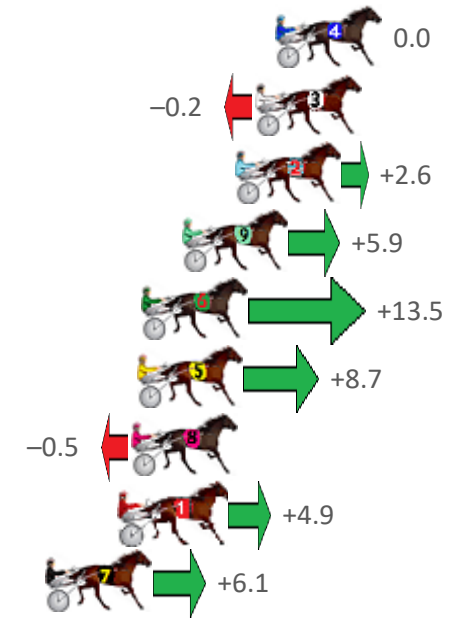
Redcliffe Race 6 Distance 1780m

Wednesday, 24 August 2022

Gross Time: 2:13.70 MileRate: 2:00.90 LeadTime: 11.10s First Qtr: 30.70s Second Qtr: 32.60s Third Qtr: 28.80s Fourth Qtr: 30.50s

No Horse	Plc	Mar	800 Posi	400 Posi	Time	3rd Qtr	4th Qtr
4 GETALOADATHISBRO	1	0.0m	0.0m (0)	0.0m (0)	2:13.70	28.80s	30.50s
3 VERMONT	2	0.8m	0.6m (1)	1.0m (1)	2:13.76	28.83s	30.48s
2 DEVELSTIX	3	1.6m	4.2m (0)	4.8m (0)	2:13.83	28.85s	30.26s
9 ABBEY DIADEMA	4	3.7m	9.6m (1)	10.6m (2)	2:14.00	28.89s	29.98s
6 ALWAYS AT NIGHT	5	5.3m	18.8m (1)	19.8m (2)	2:14.12	28.90s	29.40s
5 CHASIN DREAMZ	6	5.5m	14.2m (1)	15.8m (1)	2:14.14	28.94s	29.72s
8 FURIOSA	7	5.7m	5.2m (1)	7.4m (1)	2:14.15	28.97s	30.37s
1 BERTILS FIREFOX	8	6.1m	11.0m (0)	11.2m (0)	2:14.19	28.83s	30.11s
7 RISKY BUZINESS	9	9.1m	15.2m (0)	15.6m (0)	2:14.43	28.84s	30.01s

Finish Position and metres gained from 800m





Home of PJ Harness Analyser

Want to know how successful PJ Harness Analyser is?

Click here for regular updates

www.pjdata.com.au
 admin@pjdata.com.au
 www.facebook.com/PJHarnessRacing



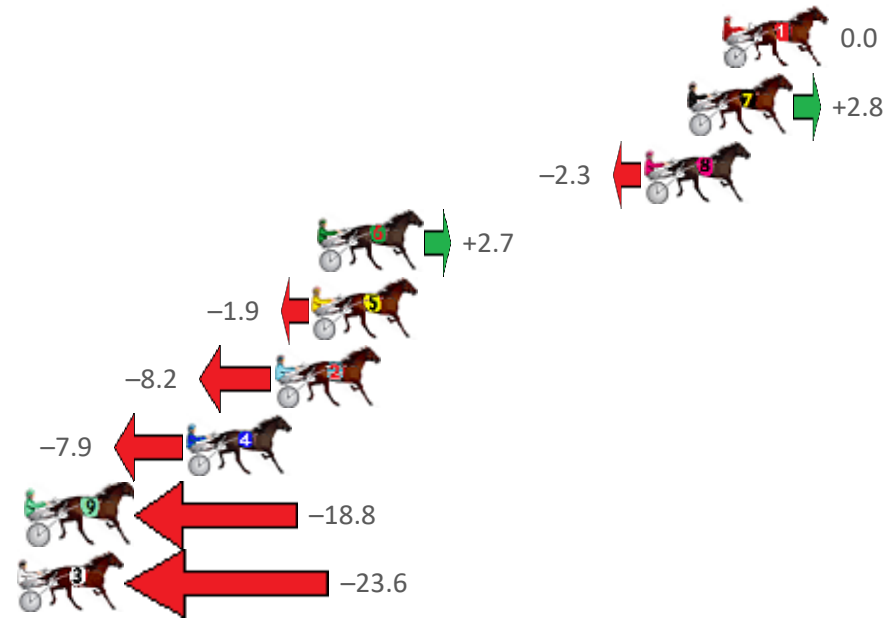
Redcliffe Race 7 Distance 1780m

Wednesday, 24 August 2022

Gross Time: 2:14.60 MileRate: 2:01.70 LeadTime: 11.80s First Qtr: 31.30s Second Qtr: 32.00s Third Qtr: 29.00s Fourth Qtr: 30.50s

No Horse	Plc	Mar	800 Posi	400 Posi	Time	3rd Qtr	4th Qtr
1 BARROOM BLITZ	1	0.0m	0.0m (0)	0.0m (0)	2:14.60	29.00s	30.50s
7 HEAVENLY SEA	2	1.4m	4.2m (0)	5.4m (0)	2:14.71	29.10s	30.20s
8 BOKHARI	3	3.1m	0.8m (1)	0.4m (1)	2:14.85	28.97s	30.70s
6 RONS REACTION	4	16.1m	18.8m (1)	25.6m (2)	2:15.89	29.52s	29.78s
5 GAME KEEPER	5	16.3m	14.4m (1)	21.8m (1)	2:15.90	29.56s	30.08s
2 MY GIRL BLAZE	6	17.8m	9.6m (1)	17.0m (1)	2:16.02	29.55s	30.56s
4 MAGIC NITRO	7	21.3m	13.4m (0)	23.0m (0)	2:16.30	29.71s	30.37s
9 CEE SIXTY THREE	8	27.6m	8.8m (0)	18.6m (0)	2:16.80	29.71s	31.18s
3 DESTINY BLUES	9	28.8m	5.2m (1)	12.6m (0)	2:16.90	29.52s	31.73s

Finish Position and metres gained from 800m





Home of PJ Harness Analyser
 Want to know how successful PJ Harness Analyser is?
 Click here for regular updates

www.pjdata.com.au
 admin@pjdata.com.au
 www.facebook.com/PJHarnessRacing



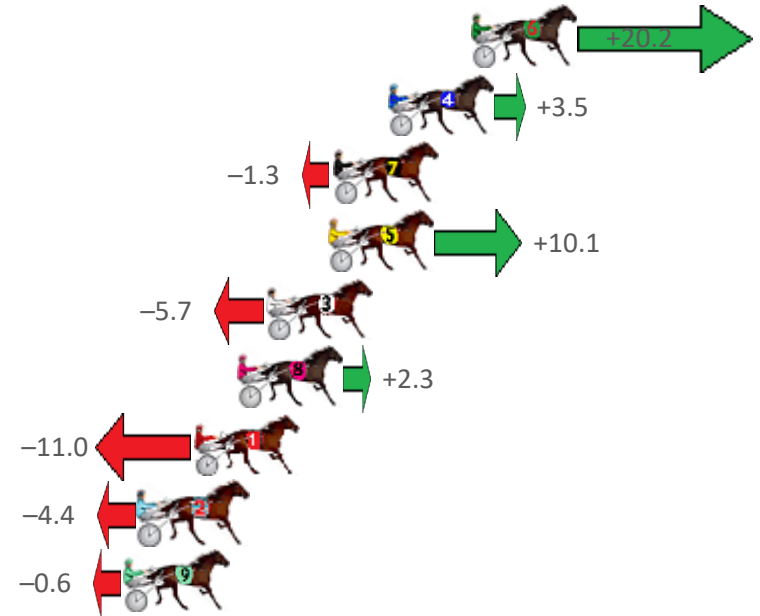
Redcliffe Race 8 Distance 1780m

Wednesday, 24 August 2022

Gross Time: 2:16.10 MileRate: 2:03.00 LeadTime: 11.70s First Qtr: 31.50s Second Qtr: 32.70s Third Qtr: 29.80s Fourth Qtr: 30.40s

No Horse	Plc	Mar	800 Posi	400 Posi	Time	3rd Qtr	4th Qtr
6 HANDSOME HARRY	1	0.0m	20.2m (1)	11.6m (2)	2:16.10	29.17s	29.52s
4 NEVAEVABEND	2	3.3m	6.8m (1)	6.4m (2)	2:16.36	29.77s	30.17s
7 DARGOS PET	3	5.5m	4.2m (0)	4.8m (0)	2:16.54	29.84s	30.45s
5 FLY CHEVAL	4	5.7m	15.8m (1)	17.2m (1)	2:16.55	29.91s	29.53s
3 MANOFLISA	5	8.1m	2.4m (1)	2.6m (1)	2:16.74	29.81s	30.82s
8 BATMAN BART	6	9.3m	11.6m (1)	12.4m (1)	2:16.84	29.86s	30.17s
1 LUCINDA JAMAR	7	11.0m	0.0m (0)	0.0m (0)	2:16.98	29.79s	31.23s
2 DONT YOUBE NAUG	8	13.2m	8.8m (0)	9.6m (0)	2:17.15	29.86s	30.67s
9 FORTYFIVE ROCK	9	13.8m	13.2m (0)	14.2m (0)	2:17.20	29.88s	30.37s

Finish Position and metres gained from 800m





Home of PJ Harness Analyser

Want to know how successful PJ Harness Analyser is?
[Click here for regular updates](#)



www.pjdata.com.au
 admin@pjdata.com.au
 www.facebook.com/PJHarnessRacing

RISE Digital, Harness Racing Australia nor the provider accepts any responsibility for the completeness or accuracy of any of the information contained herein, and makes no representations about its suitability for any particular purpose. Users should make their own judgements about those matters and/or seek independent advice. You assume all risks associated with use of data provided on this page