

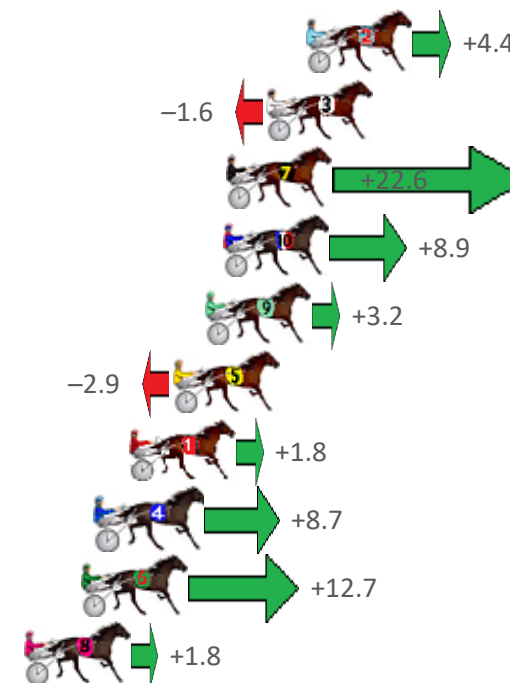
Albion Park Race 1 Distance 1660m

Friday, 2 September 2022

Gross Time: 1:54.90 MileRate: 1:51.40 LeadTime: 3.30s First Qtr: 27.00s Second Qtr: 28.50s Third Qtr: 27.80s Fourth Qtr: 28.30s

No Horse	Plc	Mar	800 Posi	400 Posi	Time	3rd Qtr	4th Qtr
2 WHATA ROLLER	1	0.0m	4.4m (0)	4.6m (0)	1:54.90	27.82s	27.98s
3 THE HIGH COMMAN	2	1.6m	0.0m (0)	0.0m (0)	1:55.02	27.80s	28.41s
7 HIPSTAR	3	3.2m	25.8m (1)	18.8m (2)	1:55.14	27.32s	27.20s
10 AWAYWEGO	4	3.3m	12.2m (1)	9.4m (1)	1:55.15	27.61s	27.87s
9 BOMB SUIT	5	4.0m	7.2m (1)	4.8m (1)	1:55.20	27.63s	28.24s
5 ALTA SENSATION	6	5.3m	2.4m (1)	0.4m (1)	1:55.29	27.66s	28.64s
1 BOTTLE ROCK	7	7.0m	8.8m (0)	8.6m (0)	1:55.42	27.79s	28.19s
4 COPPERFIELD	8	8.3m	17.0m (1)	14.2m (1)	1:55.52	27.61s	27.88s
6 SPEAK WITH SAM	9	8.9m	21.6m (1)	18.8m (1)	1:55.56	27.61s	27.60s
8 UPTOWN BEACHGIR	10	11.2m	13.0m (0)	15.0m (0)	1:55.73	27.94s	28.03s

Finish Position and metres gained from 800m





Home of PJ Harness Analyser

Want to know how successful PJ Harness Analyser is?
[Click here for regular updates](#)

www.pjdata.com.au
 admin@pjdata.com.au
 www.facebook.com/PJHarnessRacing



RISE Digital, Harness Racing Australia nor the provider accepts any responsibility for the completeness or accuracy of any of the information contained herein, and makes no representations about its suitability for any particular purpose. Users should make their own judgements about those matters and/or seek independent advice. You assume all risks associated with use of data provided on this page

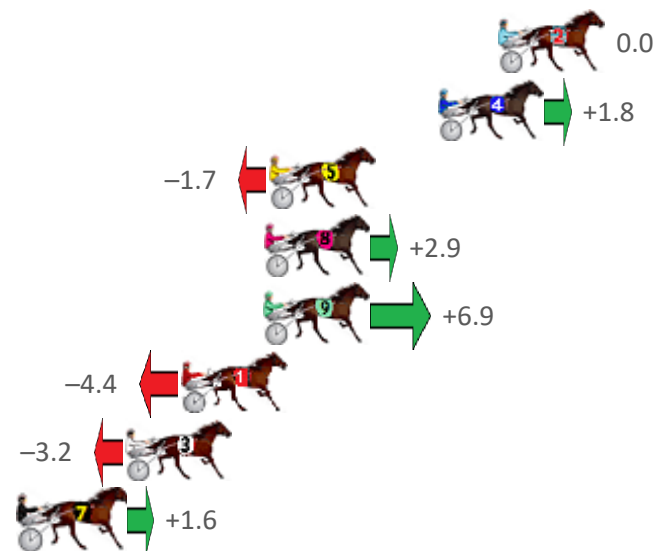
Albion Park Race 2 Distance 1660m

Friday, 2 September 2022

Gross Time: 1:57.60 MileRate: 1:54.00 LeadTime: 3.40s First Qtr: 27.90s Second Qtr: 30.90s Third Qtr: 28.40s Fourth Qtr: 27.00s

No Horse	Plc	Mar	800 Posi	400 Posi	Time	3rd Qtr	4th Qtr
2 SLICK SOPHIE	1	0.0m	0.0m (0)	0.0m (0)	1:57.60	28.40s	27.00s
4 HE SAID SHE SAID	2	2.4m	4.2m (0)	4.4m (0)	1:57.77	28.41s	26.87s
5 MISTER DIAMOND	3	9.1m	7.4m (1)	2.8m (1)	1:58.25	28.09s	27.42s
8 REGULUS	4	9.3m	12.2m (0)	11.2m (2)	1:58.26	28.33s	26.87s
9 MISS VERSTAPPEN	5	9.3m	16.2m (1)	5.8m (2)	1:58.26	27.69s	27.23s
1 GANGBUSTER	6	12.6m	8.2m (0)	9.0m (0)	1:58.50	28.46s	27.24s
3 FRANCO NATHAN	7	14.8m	11.6m (1)	7.8m (1)	1:58.65	28.15s	27.47s
7 DATTITUDE	8	19.0m	20.6m (1)	14.8m (3)	1:58.95	28.01s	27.28s

Finish Position and metres gained from 800m





Home of PJ Harness Analyser

Want to know how successful PJ Harness Analyser is?
Click here for regular updates

www.pjdata.com.au
 admin@pjdata.com.au
 www.facebook.com/PJHarnessRacing



RISE Digital, Harness Racing Australia nor the provider accepts any responsibility for the completeness or accuracy of any of the information contained herein, and makes no representations about its suitability for any particular purpose. Users should make their own judgements about those matters and/or seek independent advice. You assume all risks associated with use of data provided on this page

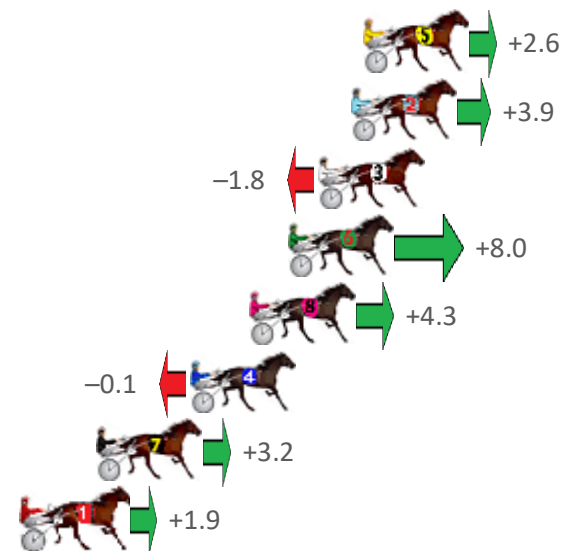
Albion Park Race 3 Distance 1660m

Friday, 2 September 2022

Gross Time: 1:56.50 MileRate: 1:53.00 LeadTime: 3.30s First Qtr: 27.00s Second Qtr: 29.30s Third Qtr: 28.10s Fourth Qtr: 28.80s

No Horse	Plc	Mar	800 Posi	400 Posi	Time	3rd Qtr	4th Qtr
5 SOHO SINATRA	1	0.0m	2.6m (1)	2.6m (1)	1:56.50	28.10s	28.61s
2 OUR BONDI BEACH	2	0.5m	4.4m (0)	4.2m (0)	1:56.54	28.09s	28.54s
3 OAXACAN DREAM	3	1.8m	0.0m (0)	0.0m (0)	1:56.64	28.10s	28.93s
6 TULHURST ACE	4	3.0m	11.0m (1)	11.6m (2)	1:56.73	28.15s	28.18s
8 HANDSOME HERO	5	4.5m	8.8m (0)	8.6m (0)	1:56.84	28.09s	28.51s
4 THE SHADY ONE	6	6.9m	6.8m (1)	7.8m (1)	1:57.02	28.17s	28.74s
7 JACK WILLIAM	7	10.6m	13.8m (0)	13.6m (0)	1:57.30	28.09s	28.59s
1 EH EF EL	8	13.5m	15.4m (1)	16.0m (2)	1:57.52	28.14s	28.62s

Finish Position and metres gained from 800m





Home of PJ Harness Analyser

Want to know how successful PJ Harness Analyser is?
[Click here for regular updates](#)

www.pjdata.com.au
 admin@pjdata.com.au
 www.facebook.com/PJHarnessRacing



RISE Digital, Harness Racing Australia nor the provider accepts any responsibility for the completeness or accuracy of any of the information contained herein, and makes no representations about its suitability for any particular purpose. Users should make their own judgements about those matters and/or seek independent advice. You assume all risks associated with use of data provided on this page

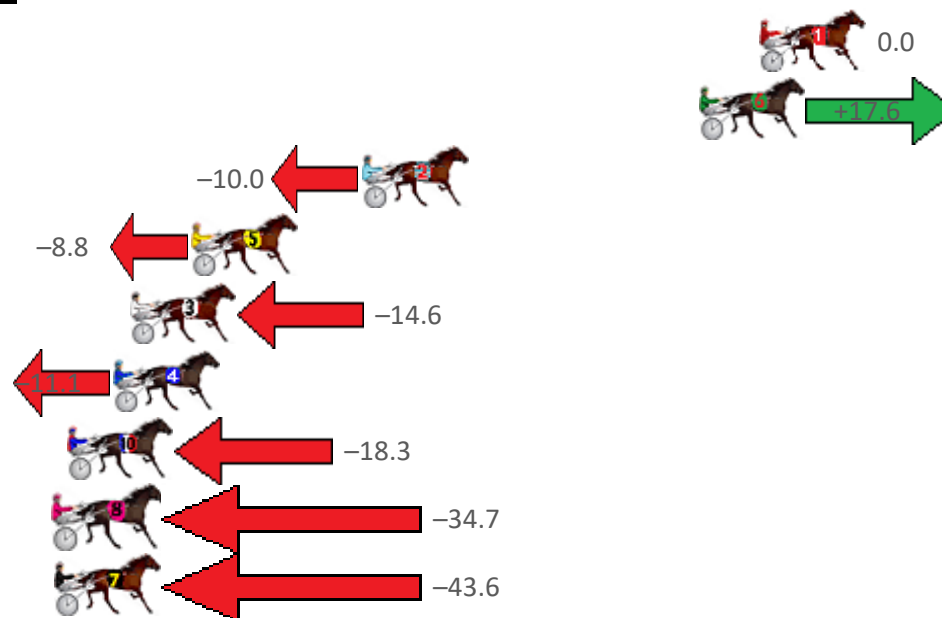
Albion Park Race 4 Distance 1660m

Friday, 2 September 2022

Gross Time: 1:57.70 MileRate: 1:54.10 LeadTime: 3.40s First Qtr: 27.40s Second Qtr: 29.80s Third Qtr: 27.80s Fourth Qtr: 29.30s

No Horse	Plc	Mar	800 Posi	400 Posi	Time	3rd Qtr	4th Qtr
1 AYE AYE CAPTAIN	1	0.0m	0.0m (0)	0.0m (0)	1:57.70	27.80s	29.30s
6 HEARTBREAK	2	2.4m	20.0m (1)	13.6m (1)	1:57.88	27.37s	28.48s
2 IM LOKI	3	15.8m	5.8m (1)	11.2m (0)	1:58.91	28.17s	29.64s
5 THE HARRIS HAWK	4	22.6m	13.8m (0)	23.4m (1)	1:59.44	28.48s	29.24s
3 JACOBS THUNDER	5	25.0m	10.4m (1)	18.0m (1)	1:59.62	28.33s	29.81s
4 BONZA GUY	6	25.7m	14.6m (1)	20.4m (2)	1:59.67	28.20s	29.69s
10 DOOLITTLE DOOZIE	7	27.5m	9.2m (0)	20.6m (0)	1:59.81	28.60s	29.80s
8 NONE GRATER	8	39.5m	4.8m (0)	16.4m (0)	2:00.74	28.58s	30.98s
7 SHESHERZ	9	65.2m	21.6m (0)	27.8m (1)	2:02.71	28.17s	32.02s

Finish Position and metres gained from 800m





Home of PJ Harness Analyser

Want to know how successful PJ Harness Analyser is?

Click here for regular updates

www.pjdata.com.au
 admin@pjdata.com.au
 www.facebook.com/PJHarnessRacing



RISE Digital, Harness Racing Australia nor the provider accepts any responsibility for the completeness or accuracy of any of the information contained herein, and makes no representations about its suitability for any particular purpose. Users should make their own judgements about those matters and/or seek independent advice. You assume all risks associated with use of data provided on this page

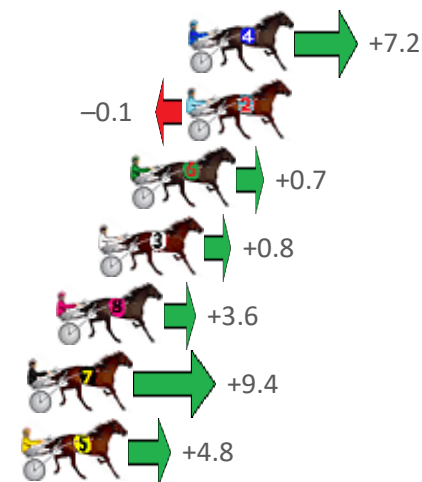
Albion Park Race 5 Distance 1660m

Friday, 2 September 2022

Gross Time: 2:00.90 MileRate: 1:57.20 LeadTime: 3.40s First Qtr: 28.20s Second Qtr: 32.00s Third Qtr: 28.90s Fourth Qtr: 28.40s

No Horse	Plc	Mar	800 Posi	400 Posi	Time	3rd Qtr	4th Qtr
4 WHERE'S TASCOTT	1	0.0m	7.2m (1)	4.2m (2)	2:00.90	28.68s	28.10s
2 SPRINGFIELD SPIRIT	2	0.1m	0.0m (0)	0.0m (0)	2:00.91	28.90s	28.41s
6 DOOLITTLE DEXTER	3	2.3m	3.0m (1)	2.2m (1)	2:01.07	28.84s	28.41s
3 MISTER WOODPORT	4	3.6m	4.4m (0)	4.6m (0)	2:01.17	28.91s	28.33s
8 FOR NO REASON	5	5.2m	8.8m (0)	9.2m (0)	2:01.29	28.93s	28.12s
7 BETTOR MEMORIES	6	6.4m	15.8m (1)	9.2m (2)	2:01.38	28.43s	28.20s
5 ROLLONX	7	6.6m	11.4m (1)	7.8m (1)	2:01.39	28.64s	28.32s

Finish Position and metres gained from 800m





Home of PJ Harness Analyser

Want to know how successful PJ Harness Analyser is?

Click here for regular updates

www.pjdata.com.au
 admin@pjdata.com.au
 www.facebook.com/PJHarnessRacing



RISE Digital, Harness Racing Australia nor the provider accepts any responsibility for the completeness or accuracy of any of the information contained herein, and makes no representations about its suitability for any particular purpose. Users should make their own judgements about those matters and/or seek independent advice. You assume all risks associated with use of data provided on this page

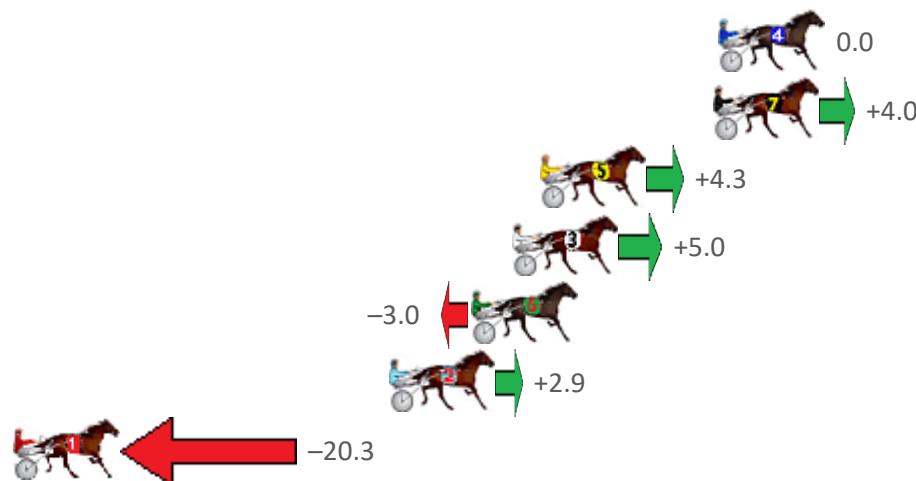
Albion Park Race 6 Distance 2138m

Friday, 2 September 2022

Gross Time: 2:35.30 MileRate: 1:56.90 LeadTime: 37.50s First Qtr: 30.60s Second Qtr: 30.80s Third Qtr: 27.90s Fourth Qtr: 28.50s

No Horse	Plc	Mar	800 Posi	400 Posi	Time	3rd Qtr	4th Qtr
4 HES PERFECTLY IDEA	1	0.0m	0.0m (0)	0.0m (0)	2:35.30	27.90s	28.50s
7 VINDICATE	2	0.2m	4.2m (0)	4.2m (0)	2:35.31	27.90s	28.22s
5 STOKER ACE	3	7.1m	11.4m (1)	9.4m (1)	2:35.83	27.76s	28.34s
3 MACH TORQUE	4	8.2m	13.2m (0)	12.6m (0)	2:35.91	27.86s	28.19s
6 WHOSTOLEMYPIGEO	5	9.8m	6.8m (1)	4.8m (1)	2:36.03	27.76s	28.85s
2 KORLOFF NOIR	6	13.1m	16.0m (1)	14.6m (1)	2:36.28	27.80s	28.39s
1 BONNIE GROVE	7	29.1m	8.8m (0)	8.4m (0)	2:37.48	27.86s	29.97s

Finish Position and metres gained from 800m





Home of PJ Harness Analyser

Want to know how successful PJ Harness Analyser is?
Click here for regular updates

www.pjdata.com.au
 admin@pjdata.com.au
 www.facebook.com/PJHarnessRacing



RISE Digital, Harness Racing Australia nor the provider accepts any responsibility for the completeness or accuracy of any of the information contained herein, and makes no representations about its suitability for any particular purpose. Users should make their own judgements about those matters and/or seek independent advice. You assume all risks associated with use of data provided on this page

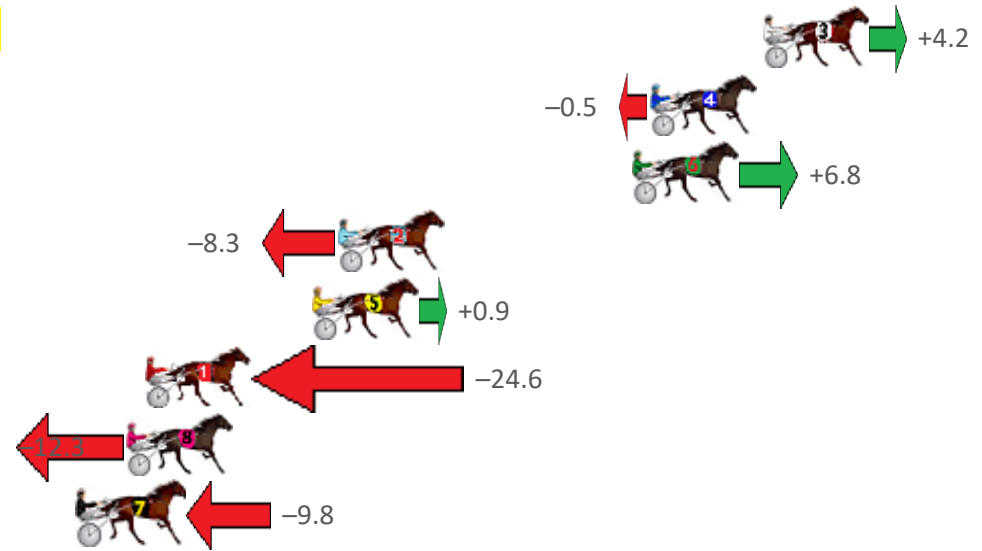
Albion Park Race 7 Distance 1660m

Friday, 2 September 2022

Gross Time: 1:58.80 MileRate: 1:55.10 LeadTime: 3.50s First Qtr: 27.30s Second Qtr: 29.30s Third Qtr: 28.80s Fourth Qtr: 29.90s

No Horse	Plc	Mar	800 Posi	400 Posi	Time	3rd Qtr	4th Qtr
3 HIT THE TRACK	1	0.0m	4.2m (0)	4.8m (0)	1:58.80	28.85s	29.54s
4 HARRY CROFT	2	4.5m	4.0m (1)	1.2m (1)	1:59.15	28.59s	30.15s
6 ITSMEGS	3	5.2m	12.0m (1)	8.4m (1)	1:59.21	28.54s	29.66s
2 DOOLITTLE DAYS	4	16.9m	8.6m (0)	10.2m (0)	2:00.12	28.91s	30.40s
5 SHAKALAKABOOMB	5	17.9m	18.8m (1)	14.4m (1)	2:00.20	28.47s	30.16s
1 WILD ABOUT TOWN	6	24.6m	0.0m (0)	0.0m (0)	2:00.73	28.77s	31.73s
8 LITTLEDEE	7	25.3m	13.0m (0)	15.2m (0)	2:00.78	28.95s	30.65s
7 PRESIDENT GOTTA G	8	27.2m	17.4m (0)	18.8m (1)	2:00.93	28.89s	30.52s

Finish Position and metres gained from 800m





Home of PJ Harness Analyser

Want to know how successful PJ Harness Analyser is?
[Click here for regular updates](#)

www.pjdata.com.au
 admin@pjdata.com.au
 www.facebook.com/PJHarnessRacing

