

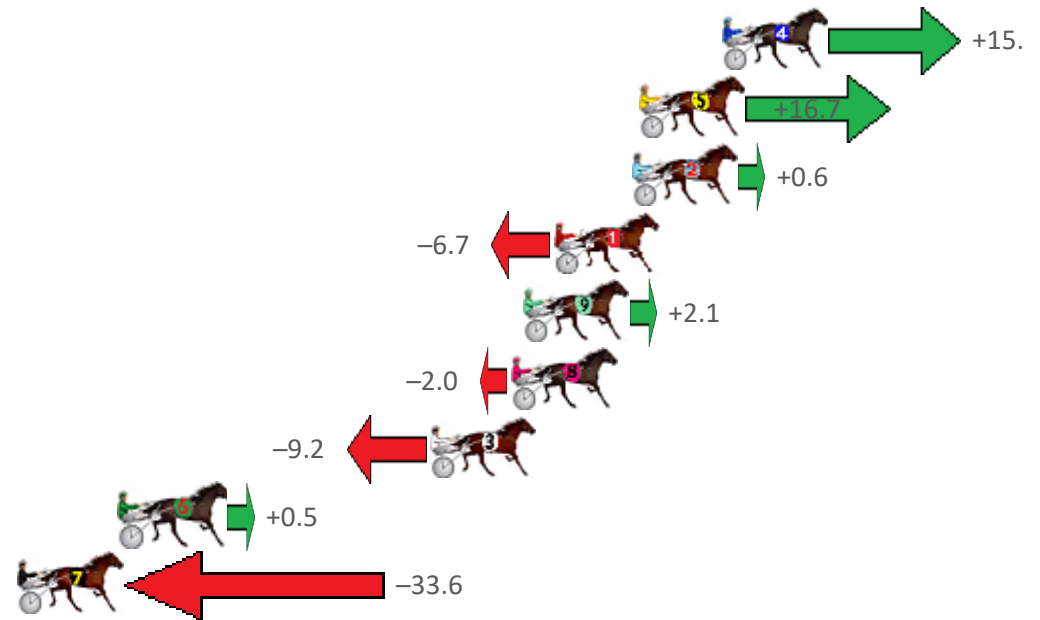
Redcliffe Race 1 Distance 2040m

Wednesday, 7 September 2022

Gross Time: 2:34.60 MileRate: 2:02.00 LeadTime: 31.50s First Qtr: 31.80s Second Qtr: 32.00s Third Qtr: 29.30s Fourth Qtr: 30.00s

No Horse	Plc	Mar	800 Posi	400 Posi	Time	3rd Qtr	4th Qtr
4 OYSTER STRIDE	1	0.0m	15.2m (1)	4.4m (2)	2:34.60	28.51s	29.67s
5 KATACHA MAN	2	3.3m	20.0m (1)	10.0m (1)	2:34.86	28.57s	29.50s
2 IDEAL TIGER	3	3.6m	4.2m (0)	5.0m (0)	2:34.88	29.36s	29.90s
1 MALINJANG	4	6.7m	0.0m (0)	0.8m (0)	2:35.13	29.35s	30.44s
9 JILLIBY JACKPOT	5	7.9m	10.0m (2)	5.0m (1)	2:35.22	28.93s	30.22s
8 HES SWEET	6	8.4m	6.4m (1)	0.0m (2)	2:35.26	28.82s	30.63s
3 IN CHEVRON WE TR	7	11.6m	2.4m (1)	0.2m (1)	2:35.51	29.13s	30.85s
6 JACKS N JAZZ	8	23.9m	24.4m (1)	17.4m (0)	2:36.48	28.78s	30.48s
7 KURAHAUPO GAMBL	9	42.4m	8.8m (0)	10.6m (0)	2:37.93	29.41s	32.37s

Finish Position and metres gained from 800m





Home of PJ Harness Analyser

Want to know how successful PJ Harness Analyser is?

Click here for regular updates

www.pjdata.com.au
 admin@pjdata.com.au
 www.facebook.com/PJHarnessRacing




Redcliffe Race 2 Distance 1780m

Wednesday, 7 September 2022

Gross Time: 2:12.90 MileRate: 2:00.20 LeadTime: 11.50s First Qtr: 30.10s Second Qtr: 31.10s Third Qtr: 29.10s Fourth Qtr: 31.10s

No Horse	Plc	Mar	800 Posi	400 Posi	Time	3rd Qtr	4th Qtr
4 FAIREACHDAINN	1	0.0m	9.2m (0)	8.8m (0)	2:12.90	29.09s	30.42s
7 TRACER BULLET	2	2.7m	4.6m (0)	4.6m (0)	2:13.12	29.10s	30.95s
2 SHADYS CULLECT	3	7.4m	1.2m (1)	0.6m (1)	2:13.50	29.04s	31.63s
1 COURAGEOUS SAM	4	7.9m	0.0m (0)	0.0m (0)	2:13.54	29.08s	31.71s
6 ILLBEWATCHING	5	8.2m	13.4m (0)	13.6m (0)	2:13.57	29.13s	30.68s
8 LOVIN MISS DIXIE	6	11.5m	5.8m (1)	5.0m (1)	2:13.84	29.02s	31.60s
3 ASHLEE NITRO	7	12.7m	10.4m (1)	10.0m (1)	2:13.93	29.06s	31.31s
5 MONTEREY JACK	8	17.2m	20.0m (1)	17.8m (1)	2:14.30	28.94s	31.05s
9 MOUNT HERCULES	9	20.6m	14.8m (1)	8.8m (2)	2:14.58	28.62s	32.01s

Finish Position and metres gained from 800m





Home of PJ Harness Analyser
Want to know how successful PJ Harness Analyser is?
Click here for regular updates

www.pjdata.com.au
 admin@pjdata.com.au
 www.facebook.com/PJHarnessRacing



RISE Digital, Harness Racing Australia nor the provider accepts any responsibility for the completeness or accuracy of any of the information contained herein, and makes no representations about its suitability for any particular purpose. Users should make their own judgements about those matters and/or seek independent advice. You assume all risks associated with use of data provided on this page

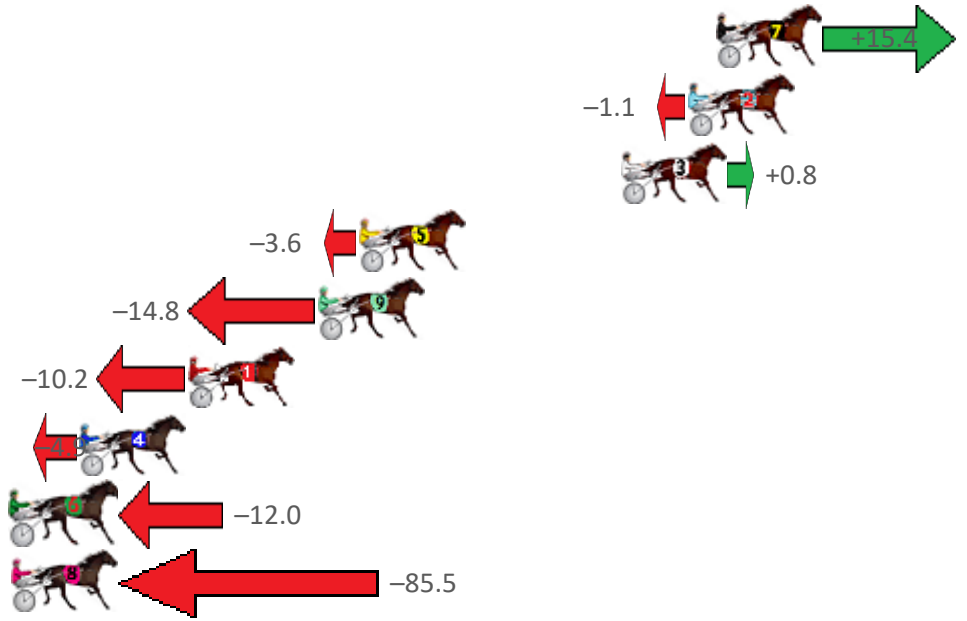
Redcliffe Race 3 Distance 1780m

Wednesday, 7 September 2022

Gross Time: 2:14.70 MileRate: 2:01.80 LeadTime: 11.70s First Qtr: 29.70s Second Qtr: 31.50s Third Qtr: 29.70s Fourth Qtr: 32.10s

No Horse	Plc	Mar	800 Posi	400 Posi	Time	3rd Qtr	4th Qtr
7 BERTILS FIREFOX	1	0.0m	15.4m (1)	20.4m (2)	2:14.70	30.14s	30.47s
2 JAMAICAN RESORT	2	1.1m	0.0m (0)	0.0m (0)	2:14.79	29.70s	32.19s
3 BABY GINNIE	3	3.8m	4.6m (0)	6.0m (0)	2:15.02	29.81s	31.92s
5 FLASH FREDDIE	4	14.2m	10.6m (1)	13.8m (1)	2:15.89	29.94s	32.13s
9 GO JO JOLT	5	15.8m	1.0m (1)	10.4m (0)	2:16.02	30.41s	32.53s
1 THE CROM	6	21.0m	10.8m (0)	15.2m (0)	2:16.46	30.02s	32.56s
4 MANOFLISA	7	25.3m	20.4m (1)	26.8m (2)	2:16.82	30.20s	31.98s
6 JUKEBOX JET	8	28.2m	16.2m (0)	23.0m (0)	2:17.06	30.21s	32.51s
8 THREE MACHS	9	91.9m	6.4m (1)	23.0m (1)	2:22.40	30.77s	37.60s

Finish Position and metres gained from 800m





Home of PJ Harness Analyser

Want to know how successful PJ Harness Analyser is?
[Click here for regular updates](#)

www.pjdata.com.au
 admin@pjdata.com.au
 www.facebook.com/PJHarnessRacing



RISE Digital, Harness Racing Australia nor the provider accepts any responsibility for the completeness or accuracy of any of the information contained herein, and makes no representations about its suitability for any particular purpose. Users should make their own judgements about those matters and/or seek independent advice. You assume all risks associated with use of data provided on this page

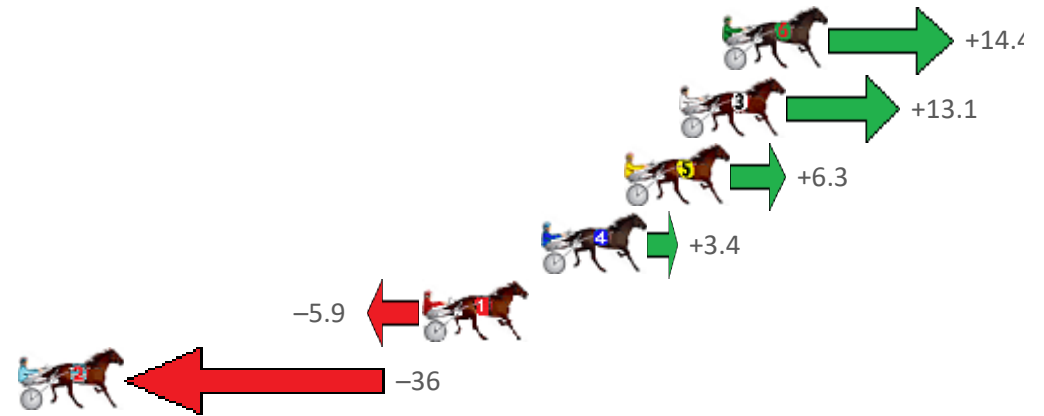
Redcliffe Race 4 Distance 1780m

Wednesday, 7 September 2022

Gross Time: 2:13.10 MileRate: 2:00.30 LeadTime: 11.20s First Qtr: 29.90s Second Qtr: 30.20s Third Qtr: 30.20s Fourth Qtr: 31.60s

No Horse	Plc	Mar	800 Posi	400 Posi	Time	3rd Qtr	4th Qtr
6 BAKER CREEK	1	0.0m	14.4m (0)	11.8m (0)	2:13.10	30.02s	30.67s
3 FLO RYDA	2	1.7m	14.8m (1)	8.6m (1)	2:13.24	29.74s	31.06s
5 LETTERKENNY BOY	3	3.9m	10.2m (0)	7.6m (0)	2:13.42	30.01s	31.31s
4 MUMMYS BOY	4	7.2m	10.6m (1)	4.2m (2)	2:13.69	29.70s	31.84s
1 VANITY BAY	5	11.9m	6.0m (0)	3.6m (1)	2:14.08	30.00s	32.25s
2 TUNGSTEN TERROR	6	35.3m	0.0m (0)	0.0m (0)	2:16.01	30.14s	34.37s

Finish Position and metres gained from 800m





Home of PJ Harness Analyser

Want to know how successful PJ Harness Analyser is?
Click here for regular updates

www.pjdata.com.au
 admin@pjdata.com.au
 www.facebook.com/PJHarnessRacing



RISE Digital, Harness Racing Australia nor the provider accepts any responsibility for the completeness or accuracy of any of the information contained herein, and makes no representations about its suitability for any particular purpose. Users should make their own judgements about those matters and/or seek independent advice. You assume all risks associated with use of data provided on this page

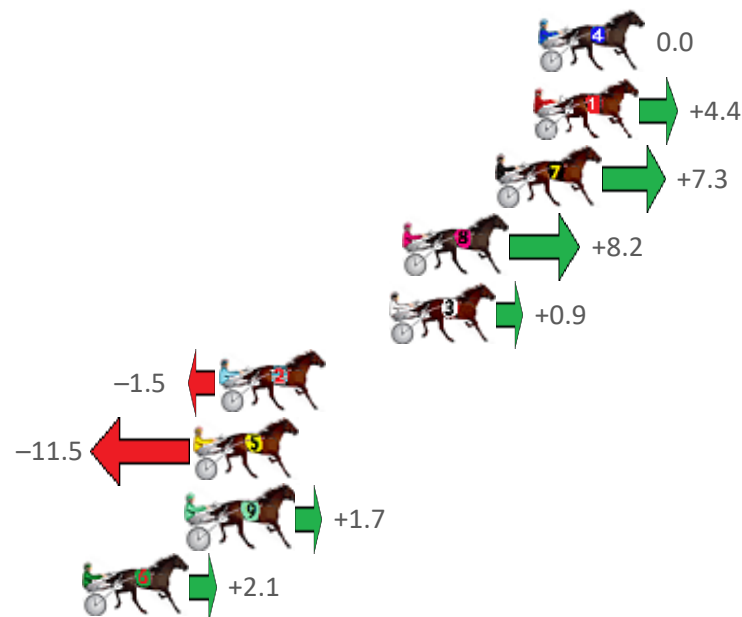
Redcliffe Race 5 Distance 1780m

Wednesday, 7 September 2022

Gross Time: 2:16.20 MileRate: 2:03.20 LeadTime: 11.50s First Qtr: 31.90s Second Qtr: 32.40s Third Qtr: 30.20s Fourth Qtr: 30.20s

No Horse	Plc	Mar	800 Posi	400 Posi	Time	3rd Qtr	4th Qtr
4 FEELGOOD EXPRESS	1	0.0m	0.0m (0)	0.0m (0)	2:16.20	30.20s	30.20s
1 WAVEDANCER	2	0.2m	4.6m (0)	4.2m (0)	2:16.22	30.17s	29.90s
7 CHASIN DREAMZ	3	1.7m	9.0m (0)	8.4m (0)	2:16.33	30.15s	29.70s
8 JUST ONE GOOD ON	4	5.4m	13.6m (0)	12.4m (0)	2:16.63	30.11s	29.67s
3 DARGOS PET	5	5.9m	6.8m (1)	7.6m (2)	2:16.67	30.26s	30.07s
2 AROONA	6	12.7m	11.2m (1)	12.2m (1)	2:17.20	30.28s	30.24s
5 SONNY ORLANDO	7	13.7m	2.2m (1)	3.8m (1)	2:17.28	30.32s	30.94s
9 ABBEY DIADEMA	8	13.9m	15.6m (1)	15.6m (2)	2:17.30	30.20s	30.07s
6 THE GROGMOTHER	9	18.1m	20.2m (1)	10.6m (3)	2:17.63	29.48s	30.76s

Finish Position and metres gained from 800m





Home of PJ Harness Analyser

Want to know how successful PJ Harness Analyser is?
[Click here for regular updates](#)



www.pjdata.com.au
 admin@pjdata.com.au
 www.facebook.com/PJHarnessRacing

RISE Digital, Harness Racing Australia nor the provider accepts any responsibility for the completeness or accuracy of any of the information contained herein, and makes no representations about its suitability for any particular purpose. Users should make their own judgements about those matters and/or seek independent advice. You assume all risks associated with use of data provided on this page

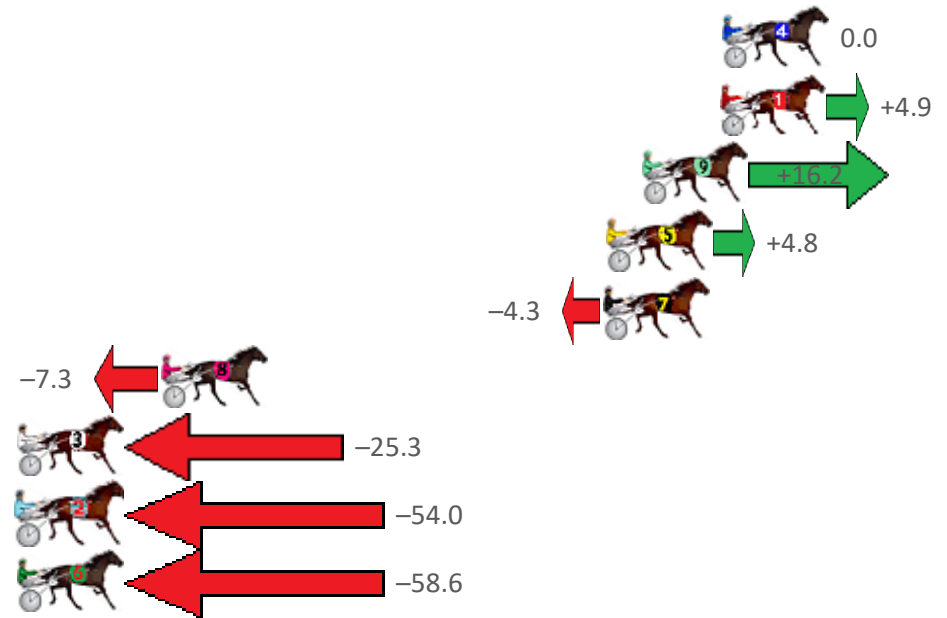
Redcliffe Race 6 Distance 1780m

Wednesday, 7 September 2022

Gross Time: 2:14.50 MileRate: 2:01.60 LeadTime: 11.50s First Qtr: 31.10s Second Qtr: 30.30s Third Qtr: 30.80s Fourth Qtr: 30.80s

No Horse	Plc	Mar	800 Posi	400 Posi	Time	3rd Qtr	4th Qtr
4 WONDERWOMAN J	1	0.0m	0.0m (0)	0.0m (0)	2:14.50	30.80s	30.80s
1 BRAEVIEW FELLA	2	0.1m	5.0m (0)	4.2m (0)	2:14.51	30.74s	30.49s
9 BETTING BARON	3	3.2m	19.4m (1)	12.8m (3)	2:14.76	30.29s	30.06s
5 LARA BAY	4	4.6m	9.4m (0)	8.6m (0)	2:14.87	30.74s	30.49s
7 BE ON THE SLY	5	4.7m	0.4m (1)	2.8m (1)	2:14.88	30.98s	30.95s
8 TACTFILLY MIRACLE	6	22.3m	15.0m (1)	7.2m (2)	2:16.30	30.20s	31.96s
3 SHEZ GOT BLING	7	29.9m	4.6m (1)	8.2m (1)	2:16.91	31.08s	32.46s
2 HANDSOME HARRY	8	64.2m	10.2m (1)	11.8m (2)	2:19.67	30.92s	34.81s
6 JELIGNITE JACK	9	79.6m	21.0m (0)	15.8m (0)	2:20.91	30.40s	35.69s

Finish Position and metres gained from 800m





Home of PJ Harness Analyser

Want to know how successful PJ Harness Analyser is?
[Click here for regular updates](#)

www.pjdata.com.au
 admin@pjdata.com.au
 www.facebook.com/PJHarnessRacing



RISE Digital, Harness Racing Australia nor the provider accepts any responsibility for the completeness or accuracy of any of the information contained herein, and makes no representations about its suitability for any particular purpose. Users should make their own judgements about those matters and/or seek independent advice. You assume all risks associated with use of data provided on this page


Redcliffe Race 7 Distance 1780m

Wednesday, 7 September 2022

Gross Time: 2:16.30 MileRate: 2:03.30 LeadTime: 11.80s First Qtr: 31.30s Second Qtr: 31.90s Third Qtr: 29.60s Fourth Qtr: 31.70s

No Horse	Plc	Mar	800 Posi	400 Posi	Time	3rd Qtr	4th Qtr
1 MY GIRL BLAZE	1	0.0m	4.6m (0)	4.4m (0)	2:16.30	29.60s	31.35s
4 GAME KEEPER	2	4.8m	0.0m (0)	0.0m (0)	2:16.70	29.59s	32.08s
6 TUFFY	3	12.1m	13.0m (1)	21.8m (2)	2:17.30	30.30s	30.94s
5 MONTANA ONE	4	20.4m	11.8m (0)	15.6m (0)	2:17.99	29.88s	32.08s
7 MOON OVER MONT	5	43.0m	7.4m (1)	19.4m (1)	2:19.86	30.45s	33.56s
2 BOKHARI	6	44.4m	2.8m (1)	9.6m (1)	2:19.98	30.03s	34.44s
3 ONLY CHANGE	7	128.3m	70.0m (0)	80.0m (0)	2:26.92	30.24s	35.51s

Finish Position and metres gained from 800m





Home of PJ Harness Analyser

Want to know how successful PJ Harness Analyser is?
Click here for regular updates

www.pjdata.com.au
 admin@pjdata.com.au
 www.facebook.com/PJHarnessRacing



RISE Digital, Harness Racing Australia nor the provider accepts any responsibility for the completeness or accuracy of any of the information contained herein, and makes no representations about its suitability for any particular purpose. Users should make their own judgements about those matters and/or seek independent advice. You assume all risks associated with use of data provided on this page

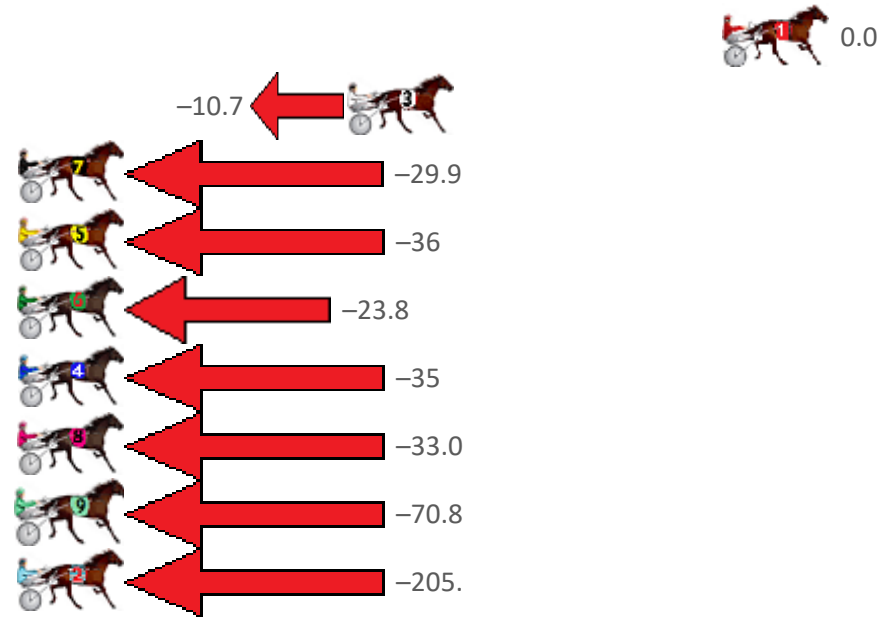
Redcliffe Race 8 Distance 1780m

Wednesday, 7 September 2022

Gross Time: 2:15.90 MileRate: 2:02.80 LeadTime: 11.60s First Qtr: 29.80s Second Qtr: 31.90s Third Qtr: 30.60s Fourth Qtr: 32.00s

No Horse	Plc	Mar	800 Posi	400 Posi	Time	3rd Qtr	4th Qtr
1 LUCINDA JAMAR	1	0.0m	0.0m (0)	0.0m (0)	2:15.90	30.60s	32.00s
3 ARTISTIC HUMMA	2	14.9m	4.2m (0)	8.4m (0)	2:17.14	30.92s	32.52s
7 WRITEABOUTCHELSE	3	38.7m	8.8m (0)	15.2m (0)	2:19.13	31.06s	33.87s
5 FURIOSA	4	43.2m	7.2m (1)	26.2m (2)	2:19.51	32.05s	33.35s
6 LESVOS LAD	5	46.2m	22.4m (1)	25.6m (1)	2:19.76	30.81s	33.64s
4 DARTESIAN	6	48.3m	13.6m (0)	25.2m (0)	2:19.94	31.46s	33.84s
8 CARIBBEAN ROCKET	7	50.2m	17.2m (1)	28.8m (3)	2:20.09	31.47s	33.70s
9 FEEL THE THRILL	8	73.0m	2.2m (1)	20.8m (1)	2:22.00	31.96s	36.15s
2 STAR OF WONDER	9	217.9m	12.4m (1)	43.2m (0)	2:34.11	32.69s	45.90s

Finish Position and metres gained from 800m





Home of PJ Harness Analyser

Want to know how successful PJ Harness Analyser is?
Click here for regular updates

www.pjdata.com.au
 admin@pjdata.com.au
 www.facebook.com/PJHarnessRacing



RISE Digital, Harness Racing Australia nor the provider accepts any responsibility for the completeness or accuracy of any of the information contained herein, and makes no representations about its suitability for any particular purpose. Users should make their own judgements about those matters and/or seek independent advice. You assume all risks associated with use of data provided on this page