

Albion Park Race 1 Distance 1628m

Tuesday, 13 September 2022

Gross Time: 2:04.30 MileRate: 2:01.40 LeadTime: 2.80s First Qtr: 31.20s Second Qtr: 31.40s Third Qtr: 28.80s Fourth Qtr: 30.10s

No Horse	Plc	Mar	800 Posi	400 Posi	Time	3rd Qtr	4th Qtr
4 WEWILLSEEHOWWE	1	0.0m	8.9m (0)	2.2m (1)	2:04.30	28.32s	29.94s
1 UWOHALI	2	22.4m	0.0m (0)	0.0m (0)	2:06.07	28.80s	31.87s
2 MISS MEMPHIS	3	54.6m	46.9m (0)	41.0m (0)	2:08.60	28.44s	31.40s
6 KENETURIO	4	55.9m	57.6m (1)	53.0m (0)	2:08.71	28.56s	30.63s
3 PANDA FOOEY	5	73.1m	32.4m (0)	33.9m (0)	2:10.06	28.96s	33.38s
5 RAZZLEME DAZZLEM	6	107.8m	64.3m (0)	71.9m (0)	2:12.80	29.46s	33.34s

Finish Position and metres gained from 800m





Home of PJ Harness Analyser

Want to know how successful PJ Harness Analyser is?

Click here for regular updates

www.pjdata.com.au
 admin@pjdata.com.au
 www.facebook.com/PJHarnessRacing



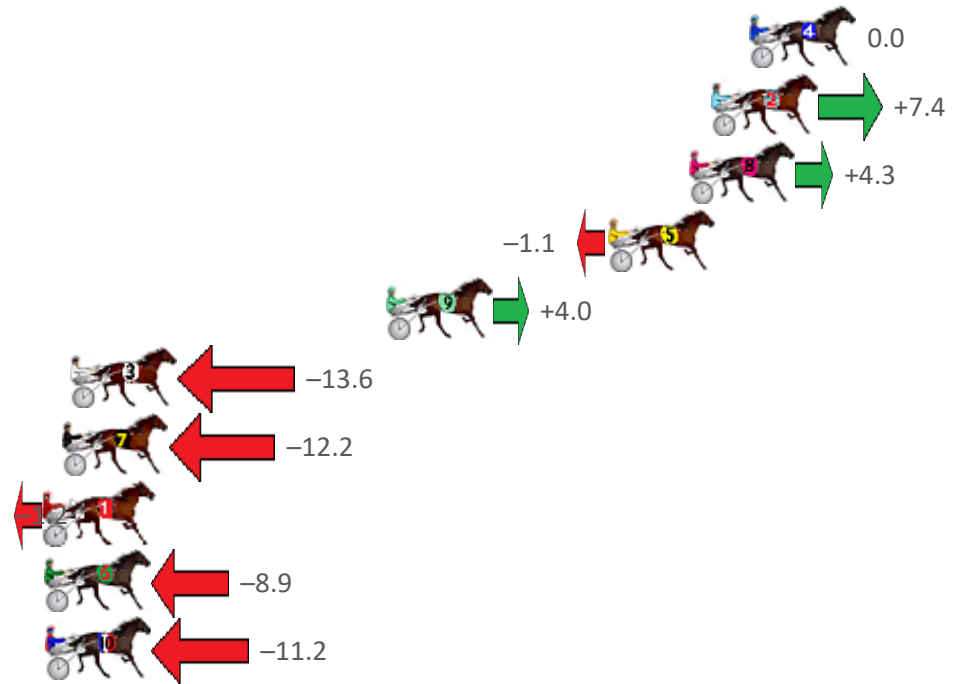
Albion Park Race 2 Distance 1660m

Tuesday, 13 September 2022

Gross Time: 2:01.20 MileRate: 1:57.50 LeadTime: 3.50s First Qtr: 28.70s Second Qtr: 31.20s Third Qtr: 28.80s Fourth Qtr: 29.00s

No Horse	Plc	Mar	800 Posi	400 Posi	Time	3rd Qtr	4th Qtr
4 PARIS KAY	1	0.0m	0.0m (0)	0.0m (0)	2:01.20	28.80s	29.00s
2 EVERYSECONDCOUN	2	1.5m	8.9m (0)	10.0m (0)	2:01.31	28.88s	28.39s
8 KENNY KEKO	3	2.4m	6.7m (1)	4.5m (1)	2:01.38	28.64s	28.86s
5 KAPAI	4	5.6m	4.5m (0)	4.5m (0)	2:01.63	28.80s	29.11s
9 ZEALOUS SPUR	5	14.4m	18.4m (1)	21.7m (1)	2:02.30	29.04s	28.54s
3 NORTIE NORTIE	6	27.0m	13.4m (1)	17.3m (1)	2:03.25	29.08s	29.81s
7 SET ME FREE	7	27.3m	15.1m (0)	17.3m (0)	2:03.28	28.96s	29.84s
1 JUST CALL ME MOLL	8	31.4m	30.2m (0)	30.6m (1)	2:03.59	28.84s	29.19s
6 SONETTO	9	31.8m	22.9m (1)	25.6m (1)	2:03.62	29.00s	29.58s
10 CHOCOLATEHANDFU	10	32.4m	21.2m (0)	27.3m (0)	2:03.67	29.24s	29.51s

Finish Position and metres gained from 800m





Home of PJ Harness Analyser

Want to know how successful PJ Harness Analyser is?
[Click here for regular updates](#)

www.pjdata.com.au
 admin@pjdata.com.au
 www.facebook.com/PJHarnessRacing



RISE Digital, Harness Racing Australia nor the provider accepts any responsibility for the completeness or accuracy of any of the information contained herein, and makes no representations about its suitability for any particular purpose. Users should make their own judgements about those matters and/or seek independent advice. You assume all risks associated with use of data provided on this page

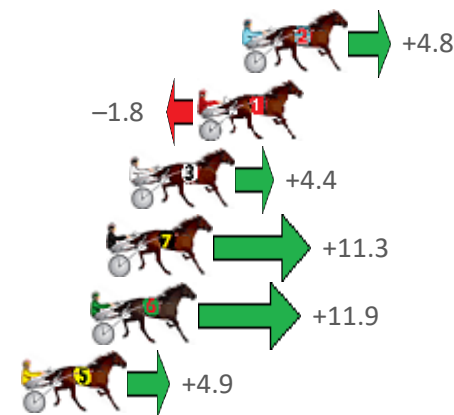
Albion Park Race 3 Distance 1660m

Tuesday, 13 September 2022

Gross Time: 1:57.30 MileRate: 1:53.70 LeadTime: 3.40s First Qtr: 28.40s Second Qtr: 30.50s Third Qtr: 27.00s Fourth Qtr: 28.00s

No Horse	Plc	Mar	800 Posi	400 Posi	Time	3rd Qtr	4th Qtr
2 THE SHADY ONE	1	0.0m	4.8m (0)	4.7m (0)	1:57.30	27.00s	27.68s
1 ROCKNROLL CLASSIC	2	1.8m	0.0m (0)	0.0m (0)	1:57.43	27.00s	28.13s
3 MUFASA	3	4.5m	8.9m (0)	10.0m (0)	1:57.63	27.08s	27.65s
7 BOMBADIER JUJON	4	5.4m	16.7m (1)	12.9m (1)	1:57.70	26.76s	27.52s
6 KASH US BACK	5	6.0m	17.9m (0)	17.0m (1)	1:57.74	26.96s	27.28s
5 MOHS EM DOWN	6	8.8m	13.7m (0)	14.1m (0)	1:57.95	27.04s	27.69s

Finish Position and metres gained from 800m





Home of PJ Harness Analyser

Want to know how successful PJ Harness Analyser is?
[Click here for regular updates](#)



www.pjdata.com.au
 admin@pjdata.com.au
 www.facebook.com/PJHarnessRacing

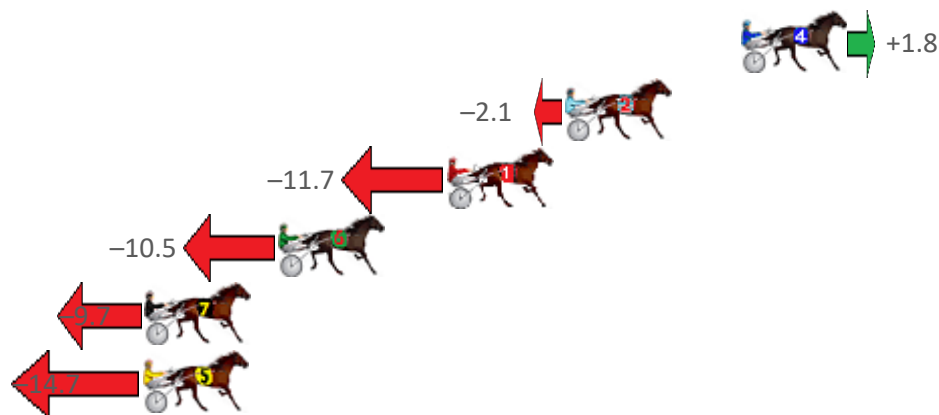
Albion Park Race 4 Distance 2138m

Tuesday, 13 September 2022

Gross Time: 2:33.80 MileRate: 1:55.80 LeadTime: 38.90s First Qtr: 30.40s Second Qtr: 28.90s Third Qtr: 26.50s Fourth Qtr: 29.10s

No Horse	Plc	Mar	800 Posi	400 Posi	Time	3rd Qtr	4th Qtr
4 TARGARYEN	1	0.0m	1.8m (1)	0.0m (1)	2:33.80	26.38s	29.10s
2 ALTA SENSATION	2	7.0m	4.9m (0)	7.0m (0)	2:34.33	26.66s	29.15s
1 HE SAID SHE SAID	3	11.7m	0.0m (0)	1.7m (0)	2:34.69	26.62s	29.87s
6 SAVING MAJOR PER	4	18.4m	7.9m (1)	13.3m (0)	2:35.20	26.90s	29.58s
7 EH EF EL	5	23.7m	14.0m (1)	23.2m (1)	2:35.61	27.18s	29.31s
5 STOMPEN	6	23.8m	9.1m (0)	19.1m (0)	2:35.62	27.22s	29.60s

Finish Position and metres gained from 800m





Home of PJ Harness Analyser

Want to know how successful PJ Harness Analyser is?
Click here for regular updates

www.pjdata.com.au
 admin@pjdata.com.au
 www.facebook.com/PJHarnessRacing



RISE Digital, Harness Racing Australia nor the provider accepts any responsibility for the completeness or accuracy of any of the information contained herein, and makes no representations about its suitability for any particular purpose. Users should make their own judgements about those matters and/or seek independent advice. You assume all risks associated with use of data provided on this page

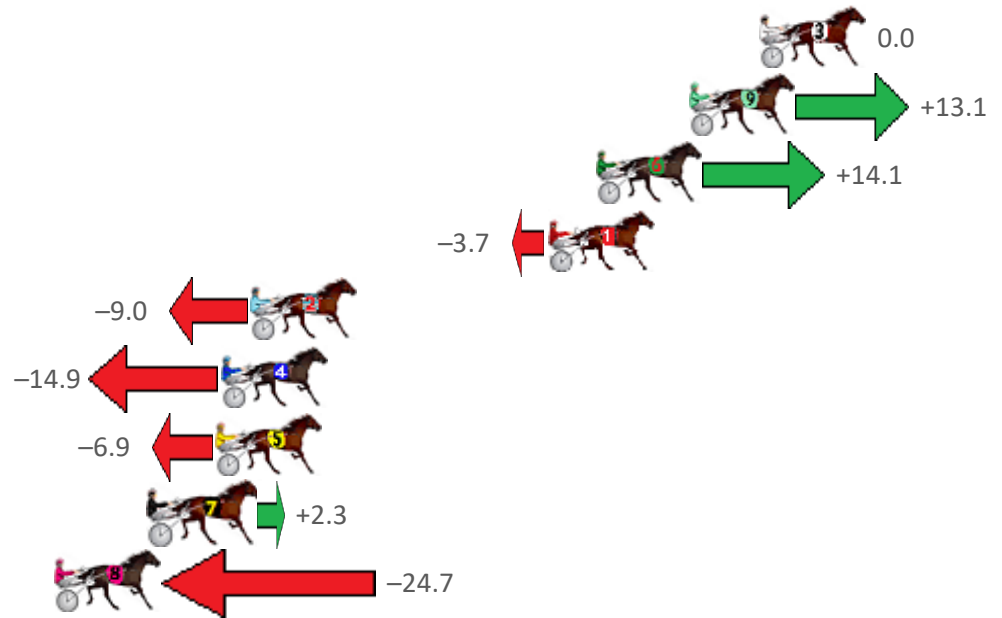
Albion Park Race 5 Distance 1660m

Tuesday, 13 September 2022

Gross Time: 2:00.20 MileRate: 1:56.60 LeadTime: 3.40s First Qtr: 28.90s Second Qtr: 31.80s Third Qtr: 27.30s Fourth Qtr: 28.80s

No Horse	Plc	Mar	800 Posi	400 Posi	Time	3rd Qtr	4th Qtr
3 SKY BLU	1	0.0m	0.0m (0)	0.0m (0)	2:00.20	27.30s	28.80s
9 BORELLA	2	2.8m	15.9m (1)	0.0m (1)	2:00.41	26.22s	29.01s
6 FREE THINKER	3	6.5m	20.6m (1)	17.8m (2)	2:00.69	27.14s	28.05s
1 TACTICS ARE ROLLIN	4	8.4m	4.7m (0)	7.5m (0)	2:00.84	27.50s	28.92s
2 MORETTA	5	20.2m	11.2m (1)	16.6m (1)	2:01.73	27.70s	29.17s
4 FAKE COLLECTION	6	21.4m	6.5m (1)	12.6m (1)	2:01.82	27.74s	29.54s
5 SPRING INTO ACTIO	7	21.6m	14.7m (0)	20.1m (0)	2:01.83	27.70s	29.03s
7 SAINT LOUIS BEAT	8	24.2m	26.5m (1)	27.0m (0)	2:02.03	27.38s	28.75s
8 DONT FEAR FOR ME	9	34.1m	9.4m (0)	14.9m (0)	2:02.78	27.70s	30.34s

Finish Position and metres gained from 800m





Home of PJ Harness Analyser

Want to know how successful PJ Harness Analyser is?
[Click here for regular updates](#)

www.pjdata.com.au
 admin@pjdata.com.au
 www.facebook.com/PJHarnessRacing



RISE Digital, Harness Racing Australia nor the provider accepts any responsibility for the completeness or accuracy of any of the information contained herein, and makes no representations about its suitability for any particular purpose. Users should make their own judgements about those matters and/or seek independent advice. You assume all risks associated with use of data provided on this page

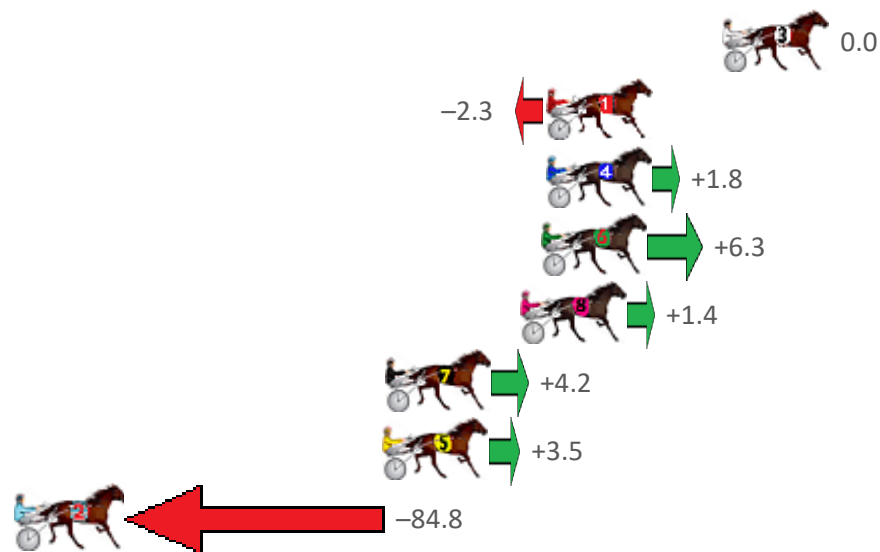
Albion Park Race 6 Distance 1660m

Tuesday, 13 September 2022

Gross Time: 1:57.60 MileRate: 1:54.00 LeadTime: 3.40s First Qtr: 28.20s Second Qtr: 30.90s Third Qtr: 27.50s Fourth Qtr: 27.60s

No Horse	Plc	Mar	800 Posi	400 Posi	Time	3rd Qtr	4th Qtr
3 WARFARE	1	0.0m	0.0m (0)	0.0m (0)	1:57.60	27.50s	27.60s
1 HANDSOME HERO	2	7.0m	4.7m (0)	4.7m (0)	1:58.11	27.50s	27.79s
4 ROCK BOTTOM	3	7.0m	8.8m (1)	5.9m (1)	1:58.11	27.30s	27.71s
6 JUST ROKIN	4	7.2m	13.5m (0)	12.9m (0)	1:58.12	27.46s	27.24s
8 SO BOBS YOUR UNCL	5	8.0m	9.4m (0)	8.8m (0)	1:58.18	27.46s	27.58s
7 MAFUTA VAUTIN	6	13.4m	17.6m (0)	16.9m (0)	1:58.57	27.46s	27.41s
5 TULHURST ACE	7	13.5m	17.0m (1)	15.8m (1)	1:58.58	27.42s	27.50s
2 COURAGEOUS SAINT	8	97.7m	12.9m (1)	11.7m (1)	2:04.69	27.42s	33.89s

Finish Position and metres gained from 800m





Home of PJ Harness Analyser

Want to know how successful PJ Harness Analyser is?
Click here for regular updates

www.pjdata.com.au
 admin@pjdata.com.au
 www.facebook.com/PJHarnessRacing



RISE Digital, Harness Racing Australia nor the provider accepts any responsibility for the completeness or accuracy of any of the information contained herein, and makes no representations about its suitability for any particular purpose. Users should make their own judgements about those matters and/or seek independent advice. You assume all risks associated with use of data provided on this page

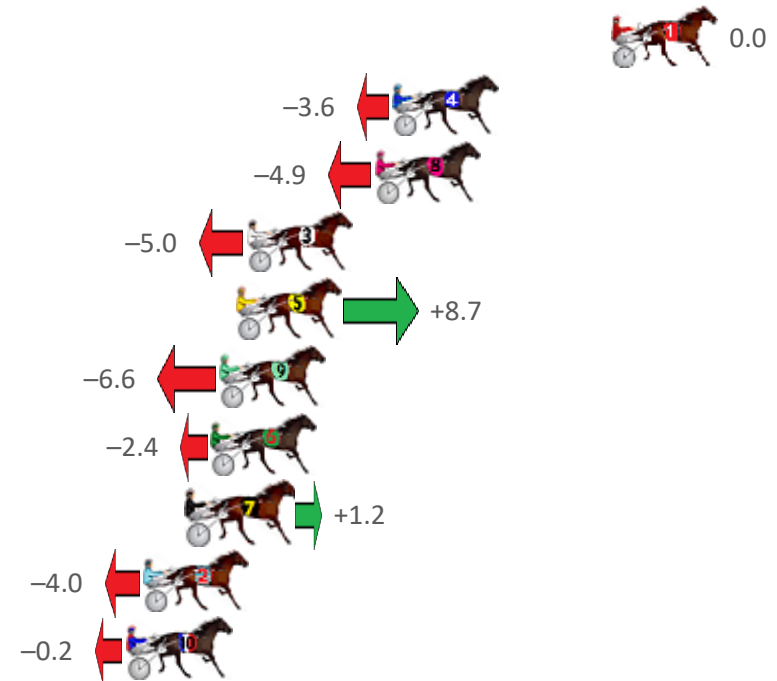
Albion Park Race 7 Distance 1660m

Tuesday, 13 September 2022

Gross Time: 2:02.20 MileRate: 1:58.50 LeadTime: 3.40s First Qtr: 29.30s Second Qtr: 33.30s Third Qtr: 28.70s Fourth Qtr: 27.50s

No Horse	Plc	Mar	800 Posi	400 Posi	Time	3rd Qtr	4th Qtr
1 BRONSKI DELIGHT	1	0.0m	0.0m (0)	0.0m (0)	2:02.20	28.70s	27.50s
4 THE HARRIS HAWK	2	8.7m	5.1m (1)	1.7m (1)	2:02.83	28.46s	28.01s
8 CAPTAIN BRAVEHEA	3	9.4m	4.5m (0)	4.0m (0)	2:02.88	28.66s	27.90s
3 KOOKABURRAPRINC	4	14.5m	9.5m (1)	6.3m (1)	2:03.25	28.46s	28.11s
5 HEARTBREAK	5	14.9m	23.6m (1)	8.0m (2)	2:03.28	27.58s	28.02s
9 SHADYS CULLECT	6	15.6m	9.0m (0)	8.6m (0)	2:03.33	28.66s	28.03s
6 WHATA TERROR	7	15.9m	13.5m (0)	12.6m (0)	2:03.35	28.62s	27.77s
7 JAY TEE TYRON	8	16.8m	18.0m (0)	12.0m (2)	2:03.42	28.26s	27.88s
2 ALL THE FOURS	9	18.6m	14.6m (1)	13.2m (1)	2:03.55	28.58s	27.93s
10 SHEZ ALL STYLE	10	19.3m	19.1m (1)	4.0m (2)	2:03.60	27.62s	28.62s

Finish Position and metres gained from 800m





Home of PJ Harness Analyser
Want to know how successful PJ Harness Analyser is?
Click here for regular updates

www.pjdata.com.au
 admin@pjdata.com.au
 www.facebook.com/PJHarnessRacing



RISE Digital, Harness Racing Australia nor the provider accepts any responsibility for the completeness or accuracy of any of the information contained herein, and makes no representations about its suitability for any particular purpose. Users should make their own judgements about those matters and/or seek independent advice. You assume all risks associated with use of data provided on this page

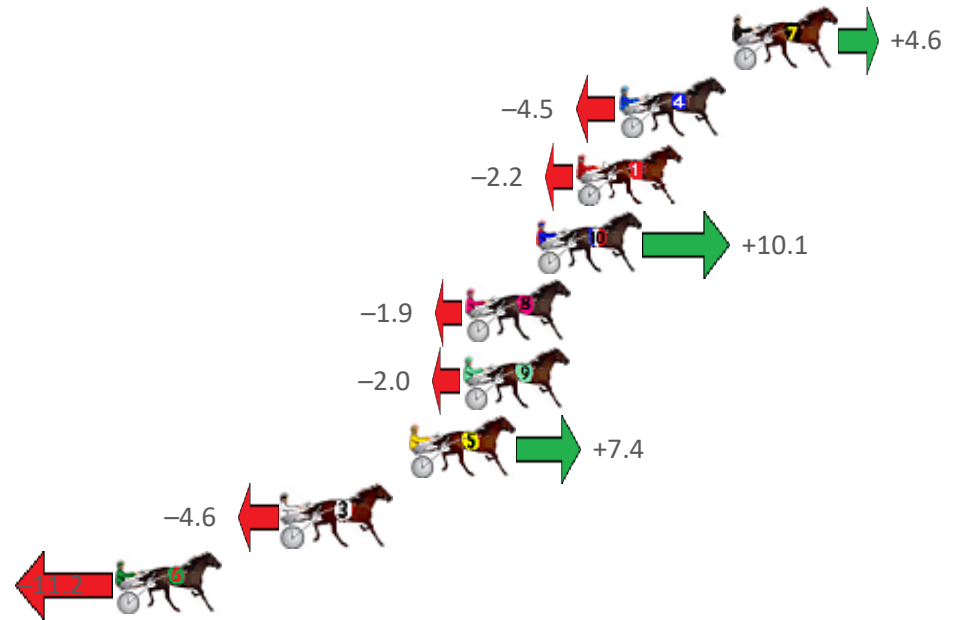
Albion Park Race 8 Distance 1660m

Tuesday, 13 September 2022

Gross Time: 1:58.70 MileRate: 1:55.10 LeadTime: 3.40s First Qtr: 28.30s Second Qtr: 31.70s Third Qtr: 27.90s Fourth Qtr: 27.40s

No Horse	Plc	Mar	800 Posi	400 Posi	Time	3rd Qtr	4th Qtr
7 ITZ CHEROKEE JACK	1	0.0m	4.6m (1)	2.3m (1)	1:58.70	27.74s	27.24s
4 SMOOTH CASH	2	4.5m	0.0m (0)	0.0m (0)	1:59.02	27.90s	27.72s
1 LITTLELIONELJAMES	3	6.2m	4.0m (0)	4.1m (0)	1:59.15	27.90s	27.57s
10 SO MUCH MORE	4	7.8m	17.9m (1)	13.4m (2)	1:59.26	27.58s	27.04s
8 HEZ ON THE BUZZER	5	10.6m	8.7m (1)	7.6m (1)	1:59.46	27.82s	27.64s
9 IMA SOCIALITE	6	10.7m	8.7m (0)	8.7m (0)	1:59.47	27.90s	27.57s
5 CANT BLUFF YOU	7	12.8m	20.2m (0)	17.5m (1)	1:59.62	27.70s	27.12s
3 DANCELIKEANANGEL	8	17.9m	13.3m (0)	14.0m (0)	1:59.99	27.94s	27.73s
6 KYRONTA	9	24.5m	13.3m (1)	12.8m (1)	2:00.47	27.86s	28.29s

Finish Position and metres gained from 800m





Home of PJ Harness Analyser

Want to know how successful PJ Harness Analyser is?
[Click here for regular updates](#)

www.pjdata.com.au
 admin@pjdata.com.au
 www.facebook.com/PJHarnessRacing



RISE Digital, Harness Racing Australia nor the provider accepts any responsibility for the completeness or accuracy of any of the information contained herein, and makes no representations about its suitability for any particular purpose. Users should make their own judgements about those matters and/or seek independent advice. You assume all risks associated with use of data provided on this page

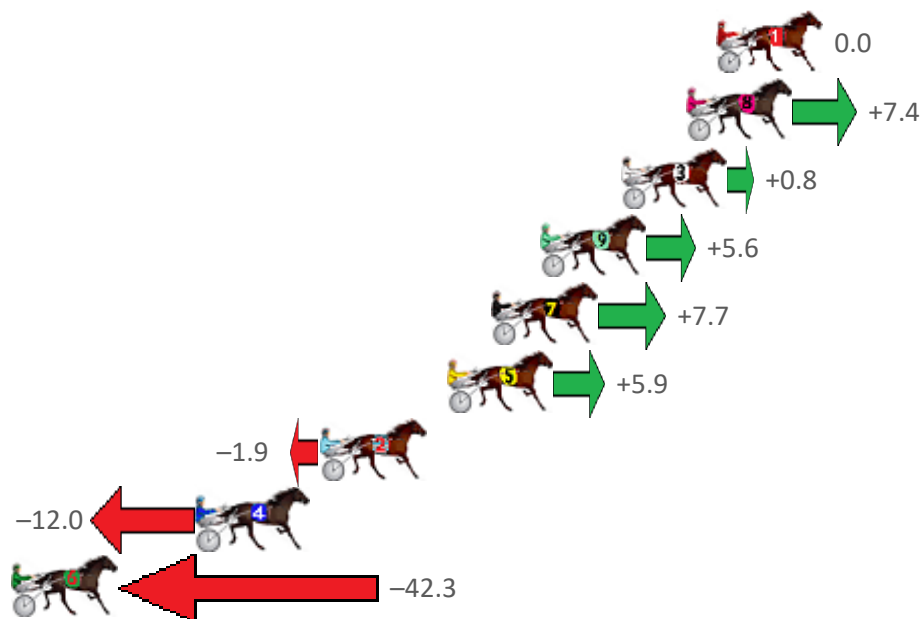
Albion Park Race 9 Distance 2138m

Tuesday, 13 September 2022

Gross Time: 2:35.00 MileRate: 1:56.70 LeadTime: 37.60s First Qtr: 29.50s Second Qtr: 30.60s Third Qtr: 28.10s Fourth Qtr: 29.20s

No Horse	Plc	Mar	800 Posi	400 Posi	Time	3rd Qtr	4th Qtr
1 THE MAHARANI	1	0.0m	0.0m (0)	0.0m (0)	2:35.00	28.10s	29.20s
8 BETTORS HOPE	2	1.2m	8.6m (0)	7.9m (0)	2:35.09	28.06s	28.73s
3 MY ULTIMATE VICTO	3	3.8m	4.6m (0)	3.9m (0)	2:35.29	28.06s	29.21s
9 MAGICOL IDEAL	4	7.0m	12.6m (0)	12.4m (0)	2:35.54	28.10s	28.86s
7 CHAINLINC	5	8.9m	16.6m (2)	6.7m (2)	2:35.68	27.42s	29.40s
5 LUXURY LAD	6	10.7m	16.6m (0)	15.7m (1)	2:35.82	28.06s	28.90s
2 LANCELOT BROMAC	7	15.7m	13.8m (1)	17.4m (2)	2:36.20	28.38s	29.16s
4 VOODOO FELLA	8	20.6m	8.6m (1)	12.9m (2)	2:36.58	28.42s	29.86s
6 IMA BIRUBI BOY	9	45.2m	2.9m (1)	10.1m (1)	2:38.46	28.62s	31.94s

Finish Position and metres gained from 800m





Home of PJ Harness Analyser

Want to know how successful PJ Harness Analyser is?
Click here for regular updates

www.pjdata.com.au
 admin@pjdata.com.au
 www.facebook.com/PJHarnessRacing



RISE Digital, Harness Racing Australia nor the provider accepts any responsibility for the completeness or accuracy of any of the information contained herein, and makes no representations about its suitability for any particular purpose. Users should make their own judgements about those matters and/or seek independent advice. You assume all risks associated with use of data provided on this page