

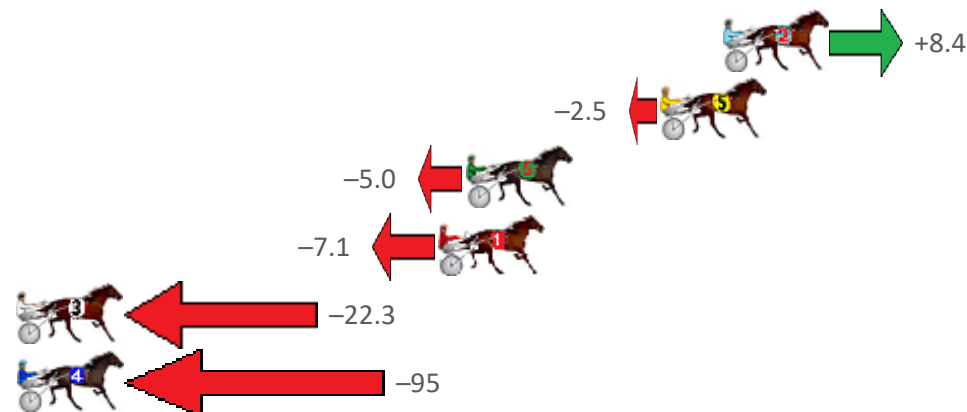
# Albion Park Race 1 Distance 1660m

Tuesday, 27 September 2022

Gross Time: 1:58.90 MileRate: 1:55.30 LeadTime: 3.50s First Qtr: 28.00s Second Qtr: 30.30s Third Qtr: 28.90s Fourth Qtr: 28.20s

| NoHorse              | Plc | Mar    | 800 Posi   | 400 Posi   | Time    | 3rd Qtr | 4th Qtr |
|----------------------|-----|--------|------------|------------|---------|---------|---------|
| 2 FAKE COLLECTION    | 1   | 0.0m   | 8.4m (0)   | 6.8m (2)   | 1:58.90 | 28.78s  | 27.72s  |
| 5 FREE THINKER       | 2   | 2.5m   | 0.0m (0)   | 0.0m (0)   | 1:59.09 | 28.90s  | 28.38s  |
| 6 QUEENSLANDER       | 3   | 10.2m  | 5.2m (1)   | 2.8m (1)   | 1:59.66 | 28.74s  | 28.72s  |
| 1 TACTICS ARE ROLLIN | 4   | 11.3m  | 4.2m (0)   | 4.2m (0)   | 1:59.74 | 28.91s  | 28.70s  |
| 3 MORETTA            | 5   | 64.3m  | 42.0m (0)  | 50.0m (0)  | 2:03.66 | 29.48s  | 29.20s  |
| 4 SAINT LOUIS BEAT   | 6   | 255.0m | 160.0m (0) | 200.0m (0) | 2:17.80 | 31.79s  | 32.06s  |

Finish Position and metres gained from 800m





**Home of PJ Harness Analyser**  
 Want to know how successful PJ Harness Analyser is?  
 Click here for regular updates

[www.pjdata.com.au](http://www.pjdata.com.au)  
 [admin@pjdata.com.au](mailto:admin@pjdata.com.au)  
 [www.facebook.com/PJHarnessRacing](https://www.facebook.com/PJHarnessRacing)



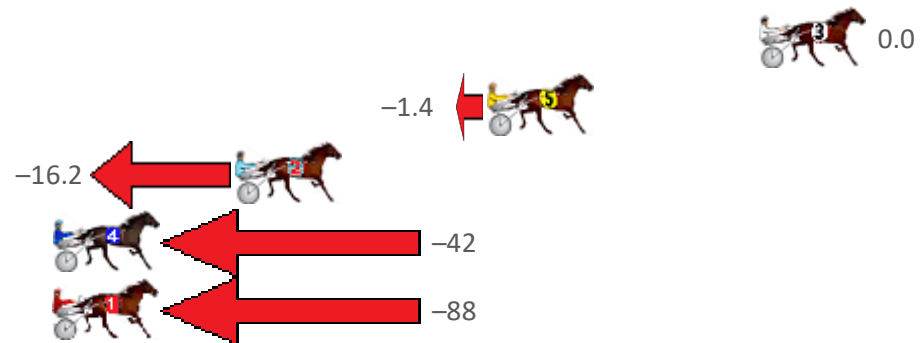
# Albion Park Race 2 Distance 2138m

Tuesday, 27 September 2022

Gross Time: 2:40.60 MileRate: 2:00.90 LeadTime: 42.50s First Qtr: 29.70s Second Qtr: 31.70s Third Qtr: 28.60s Fourth Qtr: 28.10s

| NoHorse              | Plc | Mar    | 800 Posi   | 400 Posi   | Time    | 3rd Qtr | 4th Qtr |
|----------------------|-----|--------|------------|------------|---------|---------|---------|
| 3 YOU NO ILL BE LATE | 1   | 0.0m   | 0.0m (0)   | 0.0m (0)   | 2:40.60 | 28.60s  | 28.10s  |
| 5 CONFISCATED        | 2   | 10.8m  | 9.4m (0)   | 6.2m (1)   | 2:41.40 | 28.38s  | 28.42s  |
| 2 NORTIE NORTIE      | 3   | 20.8m  | 4.6m (0)   | 9.0m (0)   | 2:42.14 | 28.92s  | 28.92s  |
| 4 PARIS KAY          | 4   | 106.4m | 65.0m (0)  | 85.0m (0)  | 2:48.46 | 30.02s  | 29.59s  |
| 1 SHEZA CHANCE       | 5   | 337.1m | 250.0m (0) | 290.0m (0) | 3:05.50 | 31.45s  | 31.39s  |

Finish Position and metres gained from 800m





**Home of PJ Harness Analyser**  
 Want to know how successful PJ Harness Analyser is?  
 Click here for regular updates

[www.pjdata.com.au](http://www.pjdata.com.au)  
 [admin@pjdata.com.au](mailto:admin@pjdata.com.au)  
 [www.facebook.com/PJHarnessRacing](https://www.facebook.com/PJHarnessRacing)



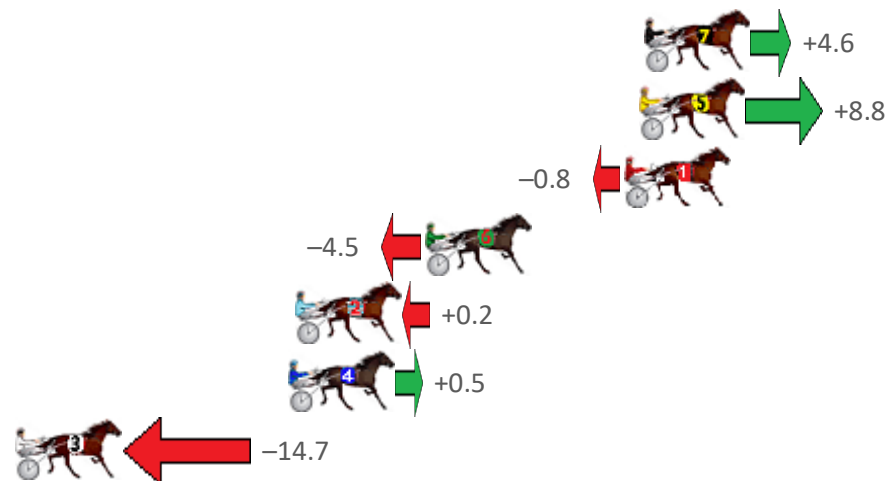
# Albion Park Race 3 Distance 2138m

Tuesday, 27 September 2022

Gross Time: 2:44.20 MileRate: 2:02.50 LeadTime: 42.90s First Qtr: 31.90s Second Qtr: 31.90s Third Qtr: 29.50s Fourth Qtr: 28.00s

| NoHorse           | Plc | Mar   | 800 Posi  | 400 Posi  | Time    | 3rd Qtr | 4th Qtr |
|-------------------|-----|-------|-----------|-----------|---------|---------|---------|
| 7 SUGARINSPICE    | 1   | 0.0m  | 4.6m (0)  | 4.4m (0)  | 2:44.20 | 29.48s  | 27.69s  |
| 5 KAR MANOR       | 2   | 0.2m  | 9.0m (1)  | 8.2m (1)  | 2:44.21 | 29.43s  | 27.44s  |
| 1 BOURBONONTHERO  | 3   | 0.8m  | 0.0m (0)  | 0.0m (0)  | 2:44.26 | 29.50s  | 28.06s  |
| 6 MATATOKI        | 4   | 8.7m  | 4.2m (1)  | 3.4m (1)  | 2:44.84 | 29.45s  | 28.37s  |
| 2 ZEALOUS SPUR    | 5   | 13.8m | 14.0m (1) | 13.6m (1) | 2:45.22 | 29.47s  | 28.01s  |
| 4 RIGONDEAUX      | 6   | 14.1m | 14.6m (0) | 14.6m (0) | 2:45.24 | 29.50s  | 27.97s  |
| 3 LEESA CASTLETON | 7   | 24.9m | 10.2m (0) | 10.2m (0) | 2:46.03 | 29.53s  | 29.02s  |

Finish Position and metres gained from 800m





**Home of PJ Harness Analyser**

Want to know how successful PJ Harness Analyser is?

Click here for regular updates

[www.pjdata.com.au](http://www.pjdata.com.au)  
 [admin@pjdata.com.au](mailto:admin@pjdata.com.au)  
 [www.facebook.com/PJHarnessRacing](https://www.facebook.com/PJHarnessRacing)



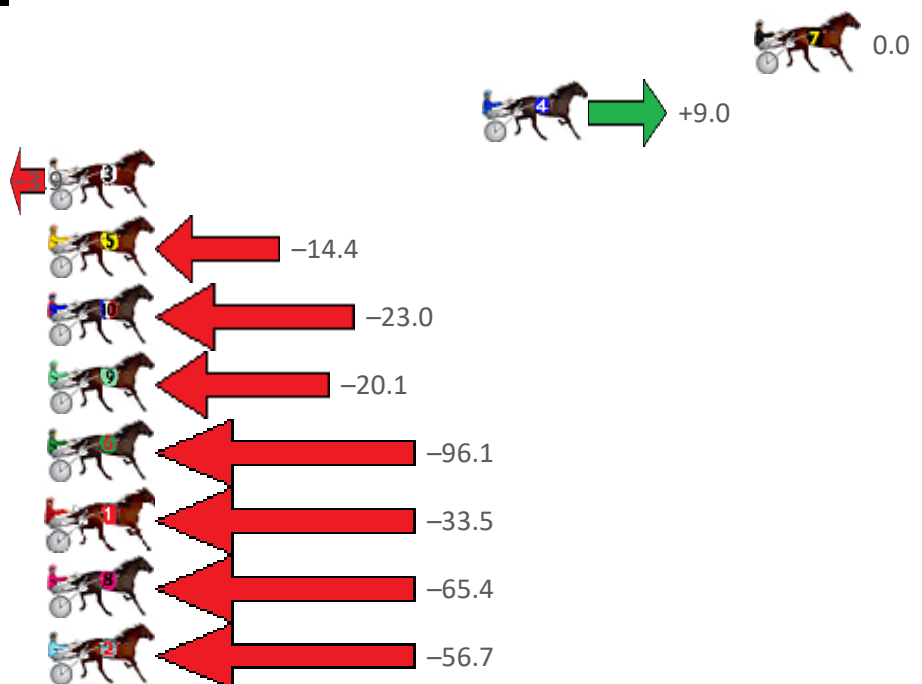
# Albion Park Race 4 Distance 1628m

Tuesday, 27 September 2022

Gross Time: 2:01.70 MileRate: 2:00.30 LeadTime: 2.90s First Qtr: 31.30s Second Qtr: 28.70s Third Qtr: 29.60s Fourth Qtr: 29.20s

| NoHorse            | Plc | Mar    | 800 Posi   | 400 Posi   | Time    | 3rd Qtr | 4th Qtr |
|--------------------|-----|--------|------------|------------|---------|---------|---------|
| 7 RAZZLEME DAZZLEM | 1   | 0.0m   | 0.0m (0)   | 0.0m (0)   | 2:01.70 | 29.60s  | 29.20s  |
| 4 KENETURIO        | 2   | 10.8m  | 19.8m (0)  | 13.4m (0)  | 2:02.53 | 29.13s  | 29.01s  |
| 3 YSMIR            | 3   | 41.5m  | 37.6m (0)  | 35.4m (1)  | 2:04.88 | 29.44s  | 29.64s  |
| 5 GLENEAGLE REIGN  | 4   | 46.4m  | 32.0m (0)  | 31.2m (0)  | 2:05.25 | 29.55s  | 30.30s  |
| 10 MISS MEMPHIS    | 5   | 64.0m  | 41.0m (1)  | 29.0m (1)  | 2:06.60 | 28.74s  | 31.74s  |
| 9 UWOWALI          | 6   | 85.1m  | 65.0m (0)  | 70.0m (0)  | 2:08.22 | 29.97s  | 30.30s  |
| 6 WEWILLSEEHOWWE   | 7   | 103.7m | 7.6m (0)   | 6.4m (0)   | 2:09.64 | 29.56s  | 36.26s  |
| 1 HOLD MY HAT DOUG | 8   | 108.5m | 75.0m (0)  | 90.0m (0)  | 2:10.01 | 30.71s  | 30.54s  |
| 8 PANDA FOOEY      | 9   | 215.4m | 150.0m (0) | 180.0m (0) | 2:18.20 | 31.81s  | 31.77s  |
| 2 THE EMULATOR     | 10  | 226.7m | 170.0m (0) | 200.0m (0) | 2:19.06 | 31.81s  | 31.14s  |

Finish Position and metres gained from 800m





**Home of PJ Harness Analyser**  
 Want to know how successful PJ Harness Analyser is?  
 Click here for regular updates

[www.pjdata.com.au](http://www.pjdata.com.au)  
 [admin@pjdata.com.au](mailto:admin@pjdata.com.au)  
 [www.facebook.com/PJHarnessRacing](https://www.facebook.com/PJHarnessRacing)



RISE Digital, Harness Racing Australia nor the provider accepts any responsibility for the completeness or accuracy of any of the information contained herein, and makes no representations about its suitability for any particular purpose. Users should make their own judgements about those matters and/or seek independent advice. You assume all risks associated with use of data provided on this page


# Albion Park Race 5 Distance 2138m

Tuesday, 27 September 2022

Gross Time: 2:42.80 MileRate: 2:02.50 LeadTime: 42.50s First Qtr: 30.30s Second Qtr: 29.80s Third Qtr: 30.10s Fourth Qtr: 30.10s

| NoHorse             | Plc | Mar    | 800 Posi  | 400 Posi  | Time    | 3rd Qtr | 4th Qtr |
|---------------------|-----|--------|-----------|-----------|---------|---------|---------|
| 3 SET ME FREE       | 1   | 0.0m   | 5.8m (0)  | 4.6m (0)  | 2:42.80 | 30.01s  | 29.76s  |
| 2 JUST CALL ME MOLL | 2   | 1.5m   | 0.0m (0)  | 0.0m (0)  | 2:42.92 | 30.10s  | 30.21s  |
| 13 THE REAPER       | 3   | 3.8m   | 14.6m (1) | 9.0m (2)  | 2:43.10 | 29.68s  | 29.71s  |
| 6 WILLIS GRAHAM     | 4   | 12.1m  | 10.0m (0) | 8.8m (0)  | 2:43.75 | 30.01s  | 30.35s  |
| 11 AURORA           | 5   | 25.7m  | 15.2m (0) | 15.8m (0) | 2:44.83 | 30.14s  | 30.84s  |
| 7 DELLARIO          | 6   | 31.8m  | 10.4m (1) | 9.0m (1)  | 2:45.31 | 30.00s  | 31.81s  |
| 4 SONETTO           | 7   | 48.3m  | 5.4m (1)  | 18.0m (1) | 2:46.61 | 31.04s  | 32.37s  |
| 9 YEA YOU           | 8   | 49.6m  | 34.0m (0) | 34.0m (0) | 2:46.71 | 30.10s  | 31.27s  |
| 12 KAPAI            | 9   | 52.1m  | 39.0m (0) | 34.0m (0) | 2:46.91 | 29.73s  | 31.45s  |
| 8 DON ABRASCO       | 10  | 71.8m  | 38.4m (1) | 50.0m (1) | 2:48.46 | 30.97s  | 31.73s  |
| 5 MY RUMOUR HAS IT  | 11  | 79.5m  | 43.6m (0) | 55.0m (0) | 2:49.07 | 30.95s  | 31.93s  |
| 10 JACCKA WATCH     | 12  | 83.9m  | 55.0m (0) | 70.0m (0) | 2:49.41 | 31.22s  | 31.14s  |
| 1 CHOCOLATEHANDFU   | 13  | 128.9m | 75.0m (0) | 95.0m (0) | 2:52.96 | 31.60s  | 32.64s  |

Finish Position and metres gained from 800m





**Home of PJ Harness Analyser**  
 Want to know how successful PJ Harness Analyser is?  
 Click here for regular updates

[www.pjdata.com.au](http://www.pjdata.com.au)  
 [admin@pjdata.com.au](mailto:admin@pjdata.com.au)  
 [www.facebook.com/PJHarnessRacing](https://www.facebook.com/PJHarnessRacing)



RISE Digital, Harness Racing Australia nor the provider accepts any responsibility for the completeness or accuracy of any of the information contained herein, and makes no representations about its suitability for any particular purpose. Users should make their own judgements about those matters and/or seek independent advice. You assume all risks associated with use of data provided on this page

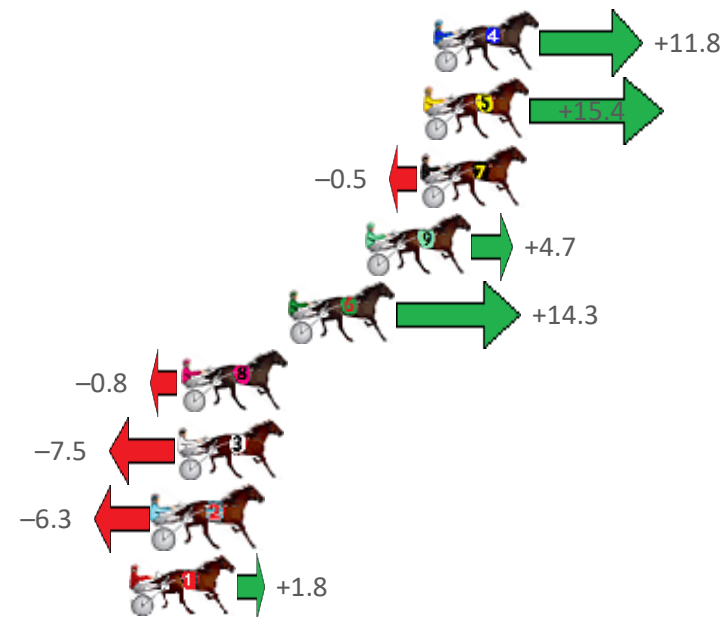
# Albion Park Race 6 Distance 2138m

Tuesday, 27 September 2022

Gross Time: 2:35.80 MileRate: 1:57.30 LeadTime: 36.70s First Qtr: 31.50s Second Qtr: 30.40s Third Qtr: 28.50s Fourth Qtr: 28.70s

| NoHorse             | Plc | Mar   | 800 Posi  | 400 Posi  | Time    | 3rd Qtr | 4th Qtr |
|---------------------|-----|-------|-----------|-----------|---------|---------|---------|
| 4 THE HARRIS HAWK   | 1   | 0.0m  | 11.8m (1) | 11.4m (2) | 2:35.80 | 28.47s  | 27.89s  |
| 5 REDBANK MOLLY     | 2   | 0.4m  | 15.8m (1) | 15.8m (1) | 2:35.83 | 28.50s  | 27.60s  |
| 7 CAPTAIN BRAVEHEA  | 3   | 0.5m  | 0.0m (0)  | 0.0m (0)  | 2:35.84 | 28.50s  | 28.74s  |
| 9 EUGENIEN          | 4   | 2.7m  | 7.4m (1)  | 6.6m (2)  | 2:36.00 | 28.44s  | 28.42s  |
| 6 LANCELOT BROMAC   | 5   | 5.7m  | 20.0m (1) | 20.6m (1) | 2:36.23 | 28.55s  | 27.64s  |
| 8 NEVADA YANKEE     | 6   | 10.0m | 9.2m (0)  | 12.2m (0) | 2:36.55 | 28.71s  | 28.54s  |
| 3 JAY TEE TYRON     | 7   | 10.1m | 2.6m (1)  | 5.4m (1)  | 2:36.56 | 28.70s  | 29.04s  |
| 2 SHEZ ALL STYLE    | 8   | 11.1m | 4.8m (0)  | 8.0m (0)  | 2:36.64 | 28.73s  | 28.92s  |
| 1 BETTOR KEEP ROCKI | 9   | 12.0m | 13.8m (0) | 16.8m (0) | 2:36.70 | 28.71s  | 28.36s  |

Finish Position and metres gained from 800m





### Home of PJ Harness Analyser

Want to know how successful PJ Harness Analyser is?  
[Click here for regular updates](#)

[www.pjdata.com.au](http://www.pjdata.com.au)   
 [admin@pjdata.com.au](mailto:admin@pjdata.com.au)   
 [www.facebook.com/PJHarnessRacing](https://www.facebook.com/PJHarnessRacing)



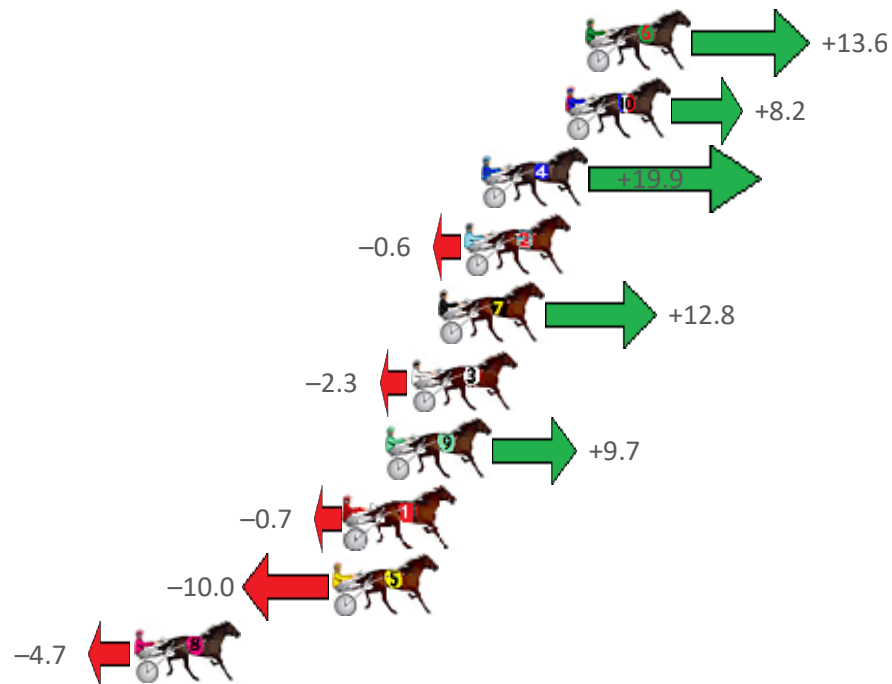
# Albion Park Race 7 Distance 1660m

Tuesday, 27 September 2022

Gross Time: 1:56.70 MileRate: 1:53.10 LeadTime: 3.40s First Qtr: 26.60s Second Qtr: 30.30s Third Qtr: 28.30s Fourth Qtr: 28.10s

| NoHorse             | Plc | Mar   | 800 Posi  | 400 Posi  | Time    | 3rd Qtr | 4th Qtr |
|---------------------|-----|-------|-----------|-----------|---------|---------|---------|
| 6 SWAGGIE SHANNON   | 1   | 0.0m  | 13.6m (1) | 11.4m (2) | 1:56.70 | 28.14s  | 27.30s  |
| 10 MOHS EM DOWN     | 2   | 0.8m  | 9.0m (1)  | 7.2m (1)  | 1:56.76 | 28.17s  | 27.65s  |
| 4 ROLL ONE OVER     | 3   | 4.1m  | 24.0m (1) | 19.4m (1) | 1:57.00 | 27.97s  | 27.03s  |
| 2 OHOKA JIMMY       | 4   | 4.8m  | 4.2m (1)  | 3.0m (1)  | 1:57.05 | 28.22s  | 28.23s  |
| 7 JONAH JONES       | 5   | 5.8m  | 18.6m (1) | 14.8m (1) | 1:57.13 | 28.03s  | 27.47s  |
| 3 OUR BONDI BEACH   | 6   | 6.9m  | 4.6m (0)  | 4.2m (0)  | 1:57.21 | 28.27s  | 28.29s  |
| 9 HANDSOME HERO     | 7   | 7.9m  | 17.6m (0) | 16.6m (0) | 1:57.28 | 28.23s  | 27.49s  |
| 1 SO BOBS YOUR UNCL | 8   | 9.5m  | 8.8m (0)  | 8.2m (0)  | 1:57.40 | 28.26s  | 28.19s  |
| 5 PARAVANI          | 9   | 10.0m | 0.0m (0)  | 0.0m (0)  | 1:57.44 | 28.30s  | 28.80s  |
| 8 JUST ROKIN        | 10  | 17.9m | 13.2m (0) | 12.4m (0) | 1:58.02 | 28.25s  | 28.48s  |

Finish Position and metres gained from 800m





**Home of PJ Harness Analyser**  
 Want to know how successful PJ Harness Analyser is?  
 Click here for regular updates

[www.pjdata.com.au](http://www.pjdata.com.au)  
 [admin@pjdata.com.au](mailto:admin@pjdata.com.au)  
 [www.facebook.com/PJHarnessRacing](https://www.facebook.com/PJHarnessRacing)



RISE Digital, Harness Racing Australia nor the provider accepts any responsibility for the completeness or accuracy of any of the information contained herein, and makes no representations about its suitability for any particular purpose. Users should make their own judgements about those matters and/or seek independent advice. You assume all risks associated with use of data provided on this page

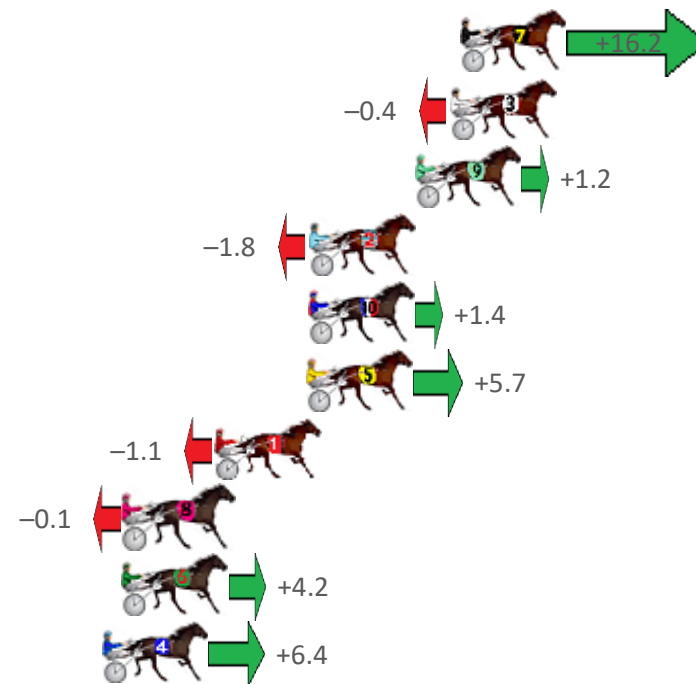
# Albion Park Race 8 Distance 1660m

Tuesday, 27 September 2022

Gross Time: 1:58.20 MileRate: 1:54.60 LeadTime: 3.40s First Qtr: 27.60s Second Qtr: 30.10s Third Qtr: 28.80s Fourth Qtr: 28.30s

| NoHorse              | Plc | Mar   | 800 Posi  | 400 Posi  | Time    | 3rd Qtr | 4th Qtr |
|----------------------|-----|-------|-----------|-----------|---------|---------|---------|
| 7 CHAINLINC          | 1   | 0.0m  | 16.2m (1) | 6.6m (2)  | 1:58.20 | 28.11s  | 27.84s  |
| 3 LOVIN MISS DIXIE   | 2   | 0.4m  | 0.0m (0)  | 0.0m (0)  | 1:58.23 | 28.80s  | 28.33s  |
| 9 BETTING ORIGIN     | 3   | 1.8m  | 3.0m (1)  | 2.4m (1)  | 1:58.33 | 28.76s  | 28.26s  |
| 2 GOALKICKER         | 4   | 6.0m  | 4.2m (0)  | 5.2m (0)  | 1:58.65 | 28.87s  | 28.36s  |
| 10 WILLIEWA LIGHTNIN | 5   | 6.0m  | 7.4m (1)  | 7.0m (1)  | 1:58.65 | 28.77s  | 28.23s  |
| 5 RANCHO MAN         | 6   | 6.1m  | 11.8m (1) | 11.2m (1) | 1:58.65 | 28.75s  | 27.94s  |
| 1 ASHLEE NITRO       | 7   | 9.7m  | 8.6m (0)  | 10.0m (0) | 1:58.92 | 28.90s  | 28.28s  |
| 8 SHEREACTS          | 8   | 13.3m | 13.2m (0) | 14.8m (0) | 1:59.19 | 28.91s  | 28.19s  |
| 6 MAGICOL IDEAL      | 9   | 13.4m | 17.6m (0) | 18.0m (1) | 1:59.20 | 28.83s  | 27.98s  |
| 4 OUR FRIEND         | 10  | 14.2m | 20.6m (1) | 15.4m (2) | 1:59.26 | 28.43s  | 28.22s  |

Finish Position and metres gained from 800m



**Home of PJ Harness Analyser**

Want to know how successful PJ Harness Analyser is?

Click here for regular updates

[www.pjdata.com.au](http://www.pjdata.com.au)  
 [admin@pjdata.com.au](mailto:admin@pjdata.com.au)  
 [www.facebook.com/PJHarnessRacing](https://www.facebook.com/PJHarnessRacing)

RISE Digital, Harness Racing Australia nor the provider accepts any responsibility for the completeness or accuracy of any of the information contained herein, and makes no representations about its suitability for any particular purpose. Users should make their own judgements about those matters and/or seek independent advice. You assume all risks associated with use of data provided on this page

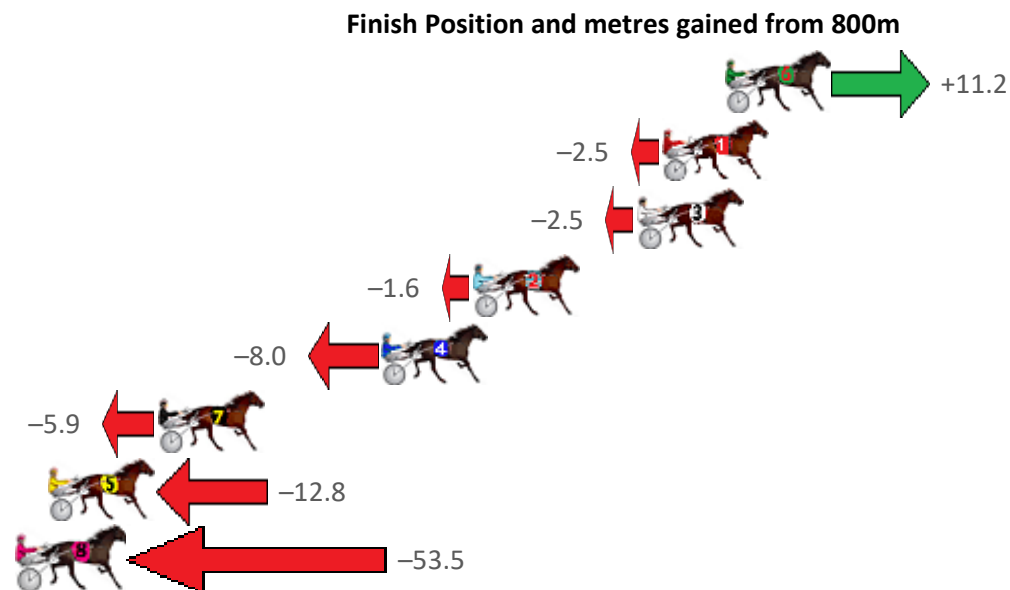


# Albion Park Race 9 Distance 2138m

Tuesday, 27 September 2022

Gross Time: 2:33.40 MileRate: 1:55.50 LeadTime: 37.80s First Qtr: 29.90s Second Qtr: 30.20s Third Qtr: 27.30s Fourth Qtr: 28.20s

| NoHorse            | Plc | Mar   | 800 Posi  | 400 Posi  | Time    | 3rd Qtr | 4th Qtr |
|--------------------|-----|-------|-----------|-----------|---------|---------|---------|
| 6 COPPERFIELD      | 1   | 0.0m  | 11.2m (1) | 13.8m (1) | 2:33.40 | 27.49s  | 27.23s  |
| 1 BETTORS HOPE     | 2   | 2.5m  | 0.0m (0)  | 0.0m (0)  | 2:33.59 | 27.30s  | 28.38s  |
| 3 GELDOF           | 3   | 3.5m  | 1.0m (1)  | 3.6m (1)  | 2:33.66 | 27.48s  | 28.19s  |
| 2 HES SWEET        | 4   | 10.0m | 8.4m (0)  | 14.8m (0) | 2:34.14 | 27.75s  | 27.86s  |
| 4 HE SAID SHE SAID | 5   | 13.6m | 5.6m (1)  | 8.8m (1)  | 2:34.41 | 27.52s  | 28.54s  |
| 7 BETTERTHANAROCK  | 6   | 22.5m | 16.6m (1) | 19.2m (1) | 2:35.07 | 27.48s  | 28.43s  |
| 5 FORTYEIGHTHENSO  | 7   | 26.8m | 14.0m (0) | 20.2m (0) | 2:35.39 | 27.72s  | 28.66s  |
| 8 LETSPLAYUNI      | 8   | 57.7m | 4.2m (0)  | 10.6m (0) | 2:37.68 | 27.69s  | 31.50s  |





**Home of PJ Harness Analyser**

**Want to know how successful PJ Harness Analyser is?**

**Click here for regular updates**

[www.pjdata.com.au](http://www.pjdata.com.au)  
 [admin@pjdata.com.au](mailto:admin@pjdata.com.au)  
 [www.facebook.com/PJHarnessRacing](https://www.facebook.com/PJHarnessRacing)

