

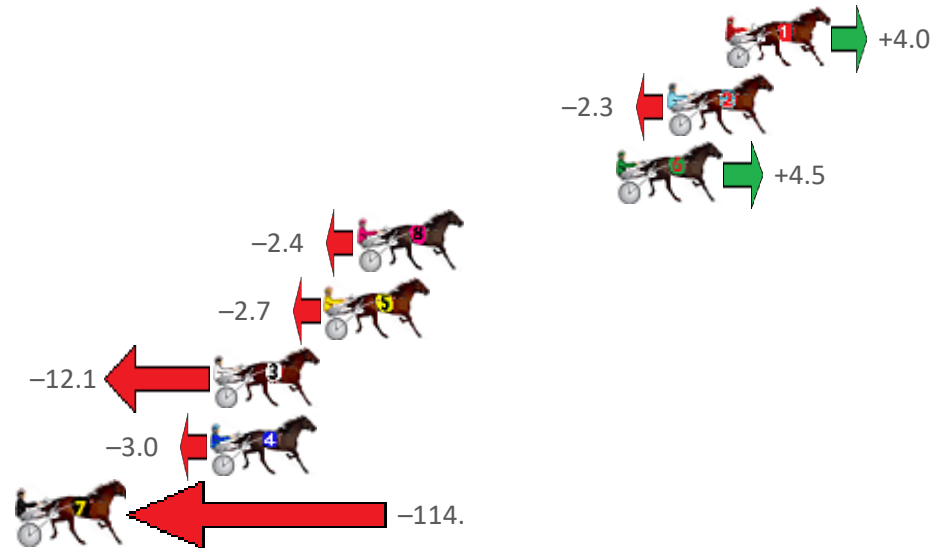
Redcliffe Race 1 Distance 1780m

Thursday, 27 October 2022

Gross Time: 2:13.30 MileRate: 2:00.50 LeadTime: 11.30s First Qtr: 31.30s Second Qtr: 31.50s Third Qtr: 29.80s Fourth Qtr: 29.40s

NoHorse	Plc	Mar	800 Posi	400 Posi	Time	3rd Qtr	4th Qtr
1 GOTALUVASUNDAYS	1	0.0m	4.0m (0)	4.2m (0)	2:13.30	29.81s	29.09s
2 BOUNTYHUNTER	2	2.3m	0.0m (0)	0.0m (0)	2:13.48	29.80s	29.57s
6 STUDLEIGH PATRICIA	3	4.3m	8.8m (1)	4.2m (1)	2:13.63	29.46s	29.41s
8 MAJOR PAINT	4	14.6m	12.2m (0)	13.8m (0)	2:14.43	29.92s	29.46s
5 PAYOUT	5	15.9m	13.2m (1)	8.8m (1)	2:14.53	29.48s	29.92s
3 MELTON QUALITY	6	20.3m	8.2m (0)	9.4m (0)	2:14.86	29.89s	30.20s
4 BOOM BOOM BOY	7	20.4m	17.4m (0)	13.2m (1)	2:14.87	29.49s	29.93s
7 BLACK GEMSTONE	8	314.7m	200.0m (0)	250.0m (0)	2:37.56	33.51s	34.13s

Finish Position and metres gained from 800m





Home of Australian Harness Sectionals

PJ Harness Analyser Daily Raw Data directly to your inbox

NEW All Victorian Racing added as of 17 January 2022

www.pjdata.com.au admin@pjdata.com.au www.facebook.com/PJHarnessRacing



RISE Digital, Harness Racing Australia nor the provider accepts any responsibility for the completeness or accuracy of any of the information contained herein, and makes no representations about its suitability for any particular purpose. Users should make their own judgements about those matters and/or seek independent advice. You assume all risks associated with use of data provided on this page

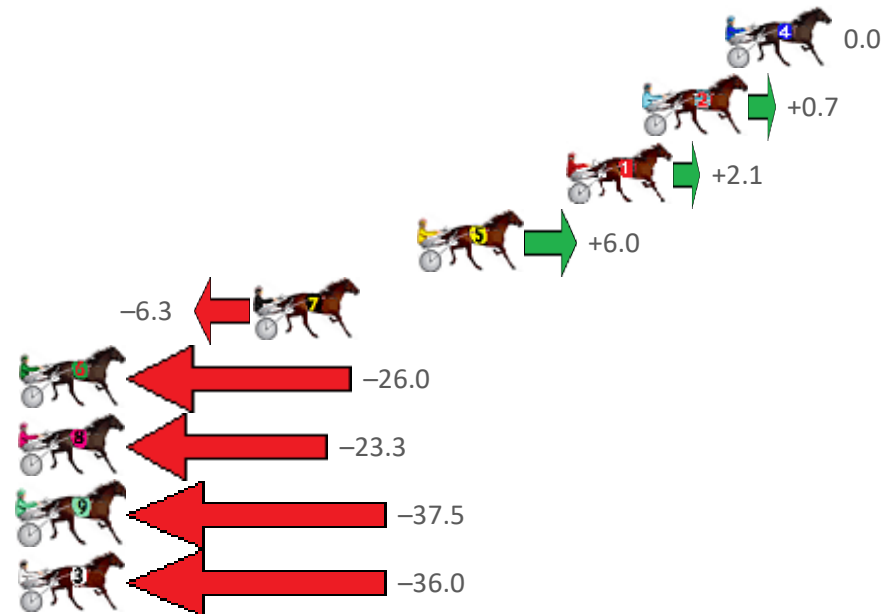
Redcliffe Race 2 Distance 1780m

Thursday, 27 October 2022

Gross Time: 2:10.10 MileRate: 1:57.60 LeadTime: 11.30s First Qtr: 30.10s Second Qtr: 31.00s Third Qtr: 29.30s Fourth Qtr: 28.40s

No Horse	Plc	Mar	800 Posi	400 Posi	Time	3rd Qtr	4th Qtr
4 REEDS VISION	1	0.0m	0.0m (0)	0.0m (0)	2:10.10	29.30s	28.40s
2 DELIGHTFUL RAINBO	2	3.3m	4.0m (0)	4.0m (0)	2:10.35	29.30s	28.35s
1 BARROOM BLITZ	3	6.3m	8.4m (0)	8.2m (0)	2:10.57	29.28s	28.27s
5 OCTOBER RACKETEE	4	12.2m	18.2m (1)	7.8m (2)	2:11.01	28.56s	28.71s
7 IM A CLASSY GIRL	5	18.7m	12.4m (0)	13.0m (0)	2:11.50	29.35s	28.80s
6 CHAMPAGNE REACT	6	39.8m	13.8m (1)	13.4m (2)	2:13.07	29.30s	30.26s
8 DONT YOUBE NAUG	7	40.3m	17.0m (0)	17.6m (0)	2:13.11	29.37s	30.00s
9 CAMPBELL BEST	8	42.1m	4.6m (1)	5.6m (1)	2:13.24	29.41s	30.98s
3 SARIE MARAIS	9	45.8m	9.8m (1)	9.8m (1)	2:13.52	29.34s	30.94s

Finish Position and metres gained from 800m



Home of Australian Harness Sectionals
 PJ Harness Analyser Daily Raw Data directly to your inbox

NEW All Victorian Racing added as of 17 January 2022

www.pjdata.com.au
 admin@pjdata.com.au
 www.facebook.com/PJHarnessRacing

RISE Digital, Harness Racing Australia nor the provider accepts any responsibility for the completeness or accuracy of any of the information contained herein, and makes no representations about its suitability for any particular purpose. Users should make their own judgements about those matters and/or seek independent advice. You assume all risks associated with use of data provided on this page

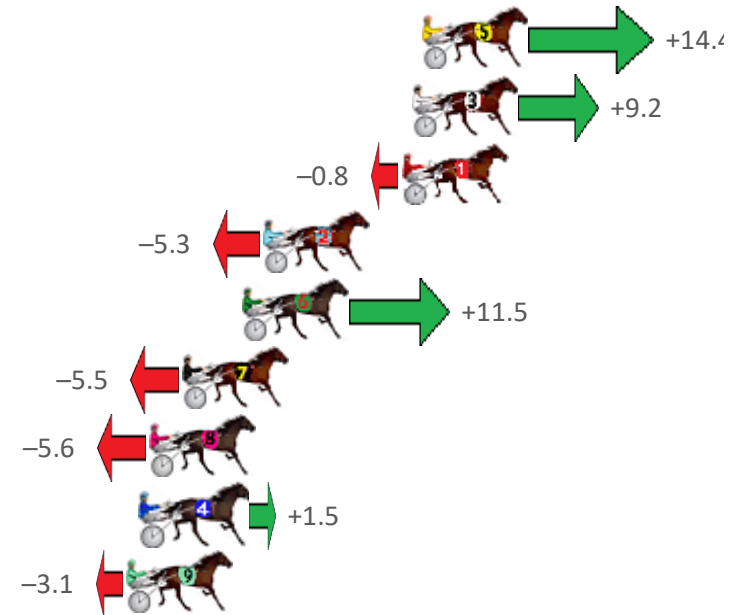
Redcliffe Race 3 Distance 1780m

Thursday, 27 October 2022

Gross Time: 2:12.80 MileRate: 2:00.10 LeadTime: 11.70s First Qtr: 30.30s Second Qtr: 30.90s Third Qtr: 30.00s Fourth Qtr: 29.90s

NoHorse	Plc	Mar	800 Posi	400 Posi	Time	3rd Qtr	4th Qtr
5 GO JO JOLT	1	0.0m	14.4m (1)	10.6m (2)	2:12.80	29.72s	29.11s
3 SCHOOPY	2	0.4m	9.6m (1)	6.8m (2)	2:12.83	29.79s	29.42s
1 DARBY BRIGHTS	3	0.8m	0.0m (0)	0.0m (0)	2:12.86	30.00s	29.96s
2 JANG PEL	4	6.3m	1.0m (1)	0.8m (1)	2:13.29	29.99s	30.31s
6 DOWNTOWN LUCCA	5	7.1m	18.6m (1)	14.6m (2)	2:13.36	29.70s	29.34s
7 EASTBRO TEX	6	9.5m	4.0m (0)	4.0m (0)	2:13.54	30.00s	30.31s
8 MOLLIDOR	7	10.8m	5.2m (1)	1.8m (2)	2:13.65	29.75s	30.57s
4 NEVAEVABEND	8	11.1m	12.6m (0)	7.8m (1)	2:13.67	29.64s	30.15s
9 WHATA CHALLENGE	9	11.7m	8.6m (0)	8.0m (0)	2:13.72	29.96s	30.18s

Finish Position and metres gained from 800m



Home of Australian Harness Sectionals
 PJ Harness Analyser Daily Raw Data directly to your inbox

NEW All Victorian Racing added as of 17 January 2022

www.pjdata.com.au admin@pjdata.com.au www.facebook.com/PJHarnessRacing

RISE Digital, Harness Racing Australia nor the provider accepts any responsibility for the completeness or accuracy of any of the information contained herein, and makes no representations about its suitability for any particular purpose. Users should make their own judgements about those matters and/or seek independent advice. You assume all risks associated with use of data provided on this page

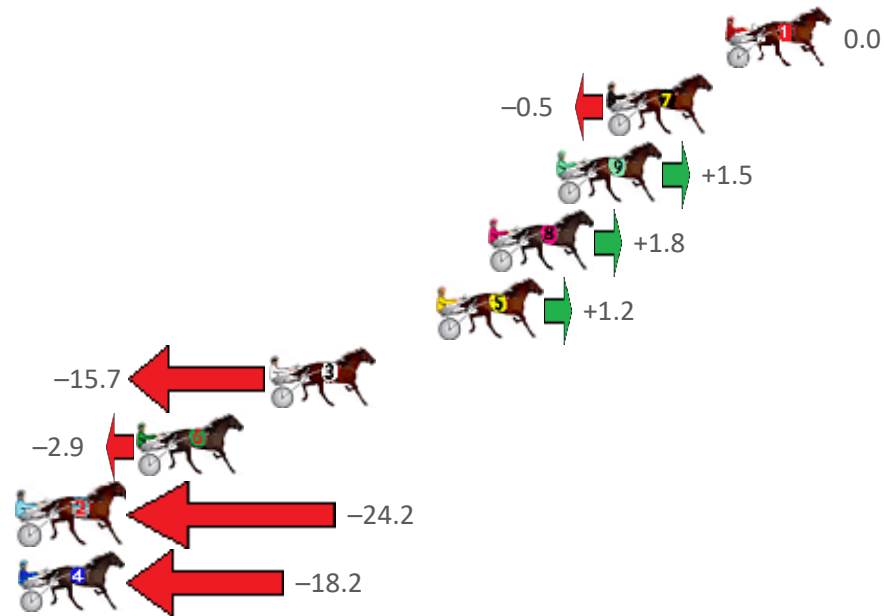
Redcliffe Race 4 Distance 1780m

Thursday, 27 October 2022

Gross Time: 2:13.40 MileRate: 2:00.60 LeadTime: 11.40s First Qtr: 30.70s Second Qtr: 30.80s Third Qtr: 30.40s Fourth Qtr: 30.10s

NoHorse	Plc	Mar	800 Posi	400 Posi	Time	3rd Qtr	4th Qtr
1 SUBTLE ADVICE	1	0.0m	0.0m (0)	0.0m (0)	2:13.40	30.40s	30.10s
7 CHASIN DREAMZ	2	4.7m	4.2m (0)	5.2m (0)	2:13.77	30.48s	30.06s
9 THE CROM	3	6.7m	8.2m (0)	9.4m (0)	2:13.93	30.49s	29.90s
8 TORQUE TO THE MA	4	9.4m	11.2m (1)	12.6m (1)	2:14.14	30.50s	29.86s
5 JAYDES TERROR	5	11.4m	12.6m (0)	13.6m (0)	2:14.30	30.47s	29.94s
3 RISKY BUZINESS	6	18.1m	2.4m (1)	4.4m (1)	2:14.83	30.56s	31.13s
6 WONDERWOMAN J	7	23.3m	20.4m (1)	18.2m (2)	2:15.24	30.24s	30.48s
2 MELTON MAX GENT	8	31.2m	7.0m (1)	8.2m (2)	2:15.86	30.50s	31.82s
4 OFFICE BAD BOY	9	34.2m	16.0m (1)	14.0m (2)	2:16.10	30.26s	31.61s

Finish Position and metres gained from 800m





Home of Australian Harness Sectionals

PJ Harness Analyser Daily Raw Data directly to your inbox

NEW All Victorian Racing added as of 17 January 2022

www.pjdata.com.au admin@pjdata.com.au www.facebook.com/PJHarnessRacing



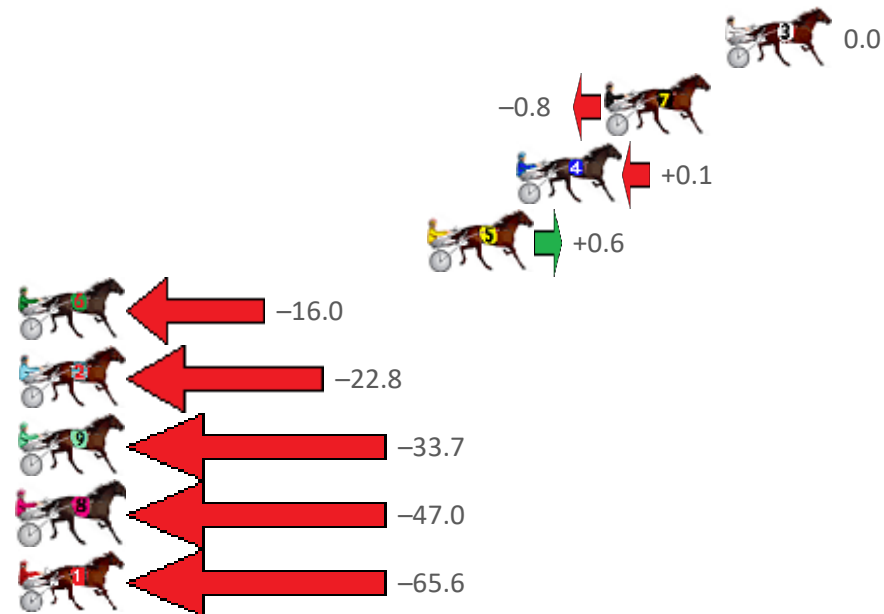
Redcliffe Race 5 Distance 2040m

Thursday, 27 October 2022

Gross Time: 2:29.80 MileRate: 1:58.20 LeadTime: 30.00s First Qtr: 30.00s Second Qtr: 30.70s Third Qtr: 29.30s Fourth Qtr: 29.80s

NoHorse	Plc	Mar	800 Posi	400 Posi	Time	3rd Qtr	4th Qtr
3 HEAVENLY WISDOM	1	0.0m	0.0m (0)	0.0m (0)	2:29.80	29.30s	29.80s
7 FAVREAU	2	4.8m	4.0m (0)	4.2m (0)	2:30.17	29.31s	29.84s
4 ROLLED IN GOLD	3	8.3m	8.4m (0)	8.6m (0)	2:30.45	29.31s	29.78s
5 AQUA CRUISER	4	11.8m	12.4m (0)	13.0m (0)	2:30.72	29.34s	29.71s
6 MY SECRET BEACH	5	32.6m	16.6m (0)	17.4m (0)	2:32.35	29.35s	30.93s
2 JET FORCE	6	33.0m	10.2m (1)	14.2m (2)	2:32.38	29.58s	31.19s
9 BETTOR ROCKNROLL	7	39.5m	5.8m (2)	5.0m (1)	2:32.88	29.22s	32.36s
8 MAYWYN A JUG ORT	8	61.6m	14.6m (1)	18.4m (1)	2:34.61	29.55s	33.00s
1 GRIGORA	9	71.2m	5.6m (1)	11.8m (1)	2:35.36	29.72s	34.20s

Finish Position and metres gained from 800m



Home of Australian Harness Sectionals
 PJ Harness Analyser Daily Raw Data directly to your inbox

NEW All Victorian Racing added as of 17 January 2022

www.pjdata.com.au
 admin@pjdata.com.au
 www.facebook.com/PJHarnessRacing

RISE Digital, Harness Racing Australia nor the provider accepts any responsibility for the completeness or accuracy of any of the information contained herein, and makes no representations about its suitability for any particular purpose. Users should make their own judgements about those matters and/or seek independent advice. You assume all risks associated with use of data provided on this page

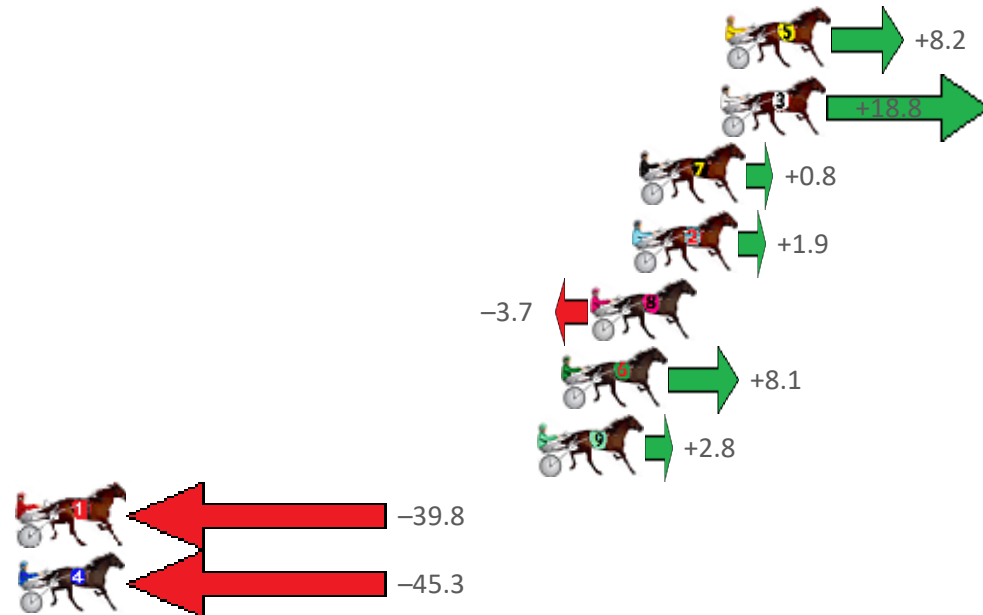
Redcliffe Race 6 Distance 2040m

Thursday, 27 October 2022

Gross Time: 2:32.70 MileRate: 2:00.40 LeadTime: 31.00s First Qtr: 31.10s Second Qtr: 31.20s Third Qtr: 29.10s Fourth Qtr: 30.30s

NoHorse	Plc	Mar	800 Posi	400 Posi	Time	3rd Qtr	4th Qtr
5 CHEDDAR MADE BET	1	0.0m	8.2m (0)	8.4m (1)	2:32.70	29.13s	29.67s
3 VERMONT	2	0.2m	19.0m (1)	7.2m (3)	2:32.72	28.24s	29.77s
7 TORO DELAGO	3	3.4m	4.2m (0)	11.8m (0)	2:32.97	29.67s	29.67s
2 SHEZ GOT BLING	4	3.7m	5.6m (1)	3.6m (1)	2:32.99	28.95s	30.31s
8 STUDLEIGH WILL	5	5.3m	1.6m (1)	0.0m (0)	2:33.12	28.97s	30.70s
6 ALLSTAR SEA	6	6.5m	14.6m (1)	3.2m (2)	2:33.22	28.25s	30.55s
9 HOLDINGNO CURRE	7	7.4m	10.2m (1)	10.0m (2)	2:33.29	29.09s	30.10s
1 MALIBU DREAM	8	39.8m	0.0m (0)	7.8m (0)	2:35.86	29.63s	32.71s
4 TELL ME THIS	9	58.3m	13.0m (0)	22.8m (0)	2:37.32	29.77s	32.97s

Finish Position and metres gained from 800m



Home of Australian Harness Sectionals
 PJ Harness Analyser Daily Raw Data directly to your inbox

All Victorian Racing added as of 17 January 2022

www.pjdata.com.au admin@pjdata.com.au www.facebook.com/PJHarnessRacing

RISE Digital, Harness Racing Australia nor the provider accepts any responsibility for the completeness or accuracy of any of the information contained herein, and makes no representations about its suitability for any particular purpose. Users should make their own judgements about those matters and/or seek independent advice. You assume all risks associated with use of data provided on this page

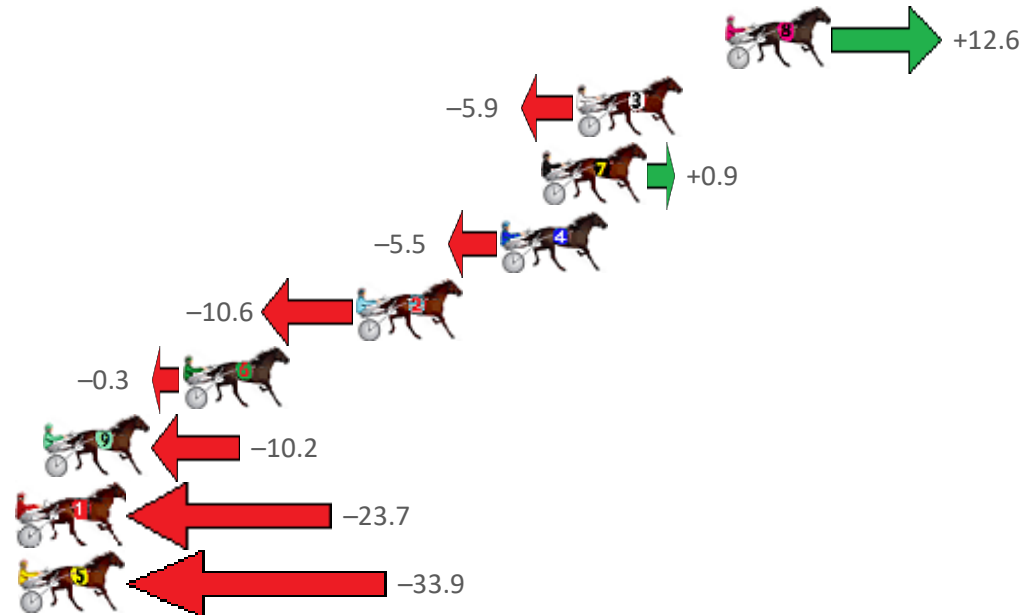
Redcliffe Race 7 Distance 1780m

Thursday, 27 October 2022

Gross Time: 2:09.50 MileRate: 1:57.00 LeadTime: 11.10s First Qtr: 29.20s Second Qtr: 30.30s Third Qtr: 29.30s Fourth Qtr: 29.60s

NoHorse	Plc	Mar	800 Posi	400 Posi	Time	3rd Qtr	4th Qtr
8 THE WEEKEND	1	0.0m	12.6m (1)	3.8m (2)	2:09.50	28.66s	29.32s
3 STUDLEIGH MARK	2	5.9m	0.0m (0)	0.0m (0)	2:09.96	29.30s	30.03s
7 NEVADA YANKEE	3	7.3m	8.2m (0)	8.2m (0)	2:10.07	29.30s	29.53s
4 JOHNROD	4	8.9m	3.4m (1)	2.4m (1)	2:10.19	29.22s	30.08s
2 ROCKNROLL DA GA	5	14.6m	4.0m (0)	4.2m (0)	2:10.63	29.31s	30.37s
6 ILLBEWATCHING	6	21.5m	21.2m (1)	11.8m (1)	2:11.17	28.61s	30.31s
9 WHOSTOLEMYPIGEO	7	27.0m	16.8m (1)	9.8m (2)	2:11.59	28.78s	30.87s
1 AUGUSTA HANOVER	8	36.9m	13.2m (0)	12.4m (0)	2:12.36	29.23s	31.40s
5 VANITY BAY	9	42.1m	8.2m (1)	7.2m (1)	2:12.77	29.21s	32.17s

Finish Position and metres gained from 800m



Home of Australian Harness Sectionals

PJ Harness Analyser Daily Raw Data directly to your inbox

NEW All Victorian Racing added as of 17 January 2022

www.pjdata.com.au
 admin@pjdata.com.au
 www.facebook.com/PJHarnessRacing

RISE Digital, Harness Racing Australia nor the provider accepts any responsibility for the completeness or accuracy of any of the information contained herein, and makes no representations about its suitability for any particular purpose. Users should make their own judgements about those matters and/or seek independent advice. You assume all risks associated with use of data provided on this page

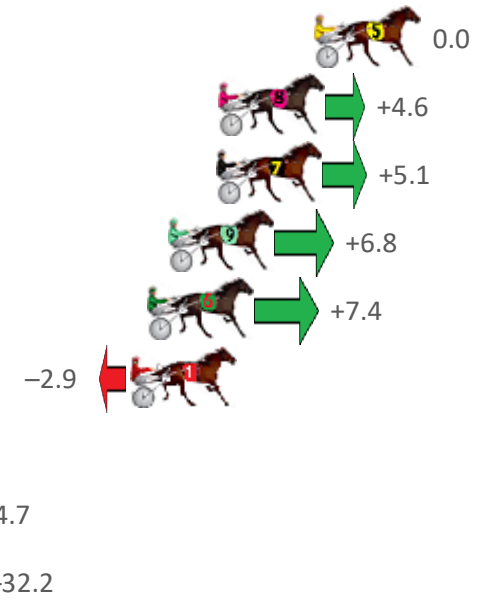
Redcliffe Race 8 Distance 1780m

Thursday, 27 October 2022

Gross Time: 2:10.00 MileRate: 1:57.50 LeadTime: 11.30s First Qtr: 30.00s Second Qtr: 30.30s Third Qtr: 28.90s Fourth Qtr: 29.50s

NoHorse	Plc	Mar	800 Posi	400 Posi	Time	3rd Qtr	4th Qtr
5 THE GENERAL	1	0.0m	0.0m (0)	0.0m (0)	2:10.00	28.90s	29.50s
8 IDEAL TIGER	2	3.8m	8.4m (1)	9.6m (3)	2:10.29	28.99s	29.07s
7 MISTER DIAMOND	3	3.9m	9.0m (0)	8.2m (0)	2:10.30	28.85s	29.18s
9 HE SAID SHE SAID	4	5.8m	12.6m (1)	13.8m (3)	2:10.45	28.99s	28.91s
6 SHADOW MINISTER	5	6.6m	14.0m (0)	12.4m (0)	2:10.51	28.79s	29.07s
1 ROSARITO	6	7.3m	4.4m (0)	4.2m (0)	2:10.56	28.88s	29.73s
3 MISTER HART	7	26.4m	17.4m (1)	11.6m (2)	2:12.04	28.47s	30.59s
2 ALTANA BLUE	8	27.1m	2.4m (2)	6.2m (2)	2:12.10	29.16s	31.03s
4 JINGLES BROMAC	9	36.4m	4.2m (1)	7.2m (1)	2:12.82	29.10s	31.64s

Finish Position and metres gained from 800m



Home of Australian Harness Sectionals
 PJ Harness Analyser Daily Raw Data directly to your inbox

NEW All Victorian Racing added as of 17 January 2022

www.pjdata.com.au admin@pjdata.com.au www.facebook.com/PJHarnessRacing

RISE Digital, Harness Racing Australia nor the provider accepts any responsibility for the completeness or accuracy of any of the information contained herein, and makes no representations about its suitability for any particular purpose. Users should make their own judgements about those matters and/or seek independent advice. You assume all risks associated with use of data provided on this page

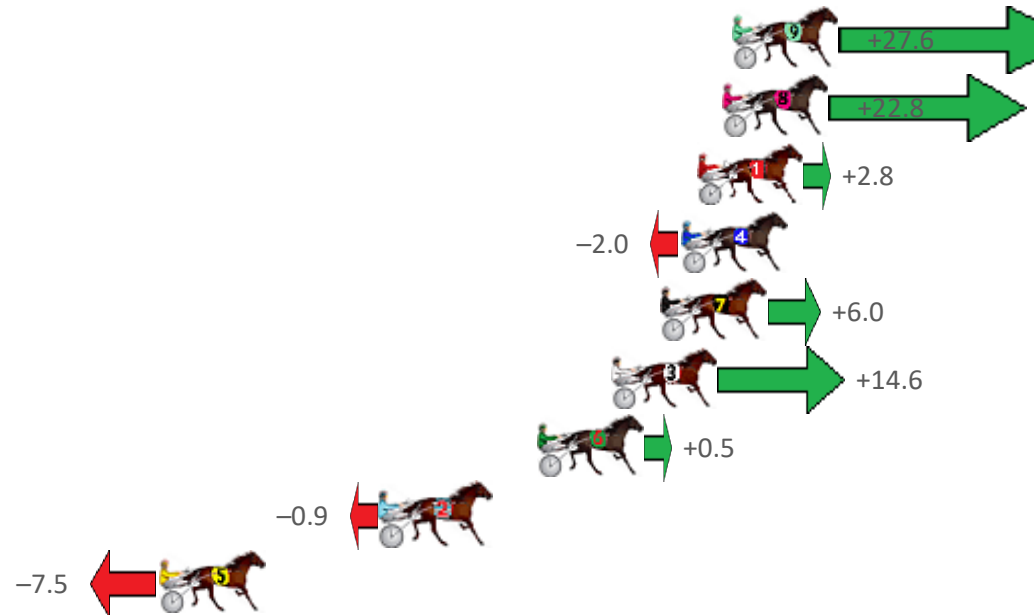
Redcliffe Race 9 Distance 1780m

Thursday, 27 October 2022

Gross Time: 2:10.20 MileRate: 1:57.70 LeadTime: 11.20s First Qtr: 28.90s Second Qtr: 30.20s Third Qtr: 29.00s Fourth Qtr: 30.90s

NoHorse	Plc	Mar	800 Posi	400 Posi	Time	3rd Qtr	4th Qtr
9 PRINCE JOY	1	0.0m	27.6m (1)	18.8m (2)	2:10.20	28.39s	29.46s
8 STORMTIDE	2	0.4m	23.2m (1)	14.8m (2)	2:10.23	28.41s	29.79s
1 CHARLEVOIX	3	1.4m	4.2m (0)	4.4m (0)	2:10.31	29.02s	30.67s
4 PRECIOUS CULLEN	4	2.0m	0.0m (0)	0.0m (0)	2:10.36	29.00s	31.05s
7 SAILALONG SINBAD	5	2.8m	8.8m (0)	9.4m (0)	2:10.43	29.06s	30.39s
3 SWEET JASMINE	6	4.8m	19.4m (1)	10.4m (2)	2:10.59	28.34s	30.47s
6 WUNDERLAND	7	7.7m	8.2m (1)	6.2m (1)	2:10.82	28.85s	31.02s
2 SNUGGLES BANYULA	8	13.9m	13.0m (0)	14.6m (0)	2:11.32	29.12s	30.85s
5 BETTOR GETTA LOVE	9	22.7m	15.2m (1)	13.6m (1)	2:12.03	28.86s	31.60s

Finish Position and metres gained from 800m



Home of Australian Harness Sectionals
 PJ Harness Analyser Daily Raw Data directly to your inbox

NEW All Victorian Racing added as of 17 January 2022

www.pjdata.com.au
 admin@pjdata.com.au
 www.facebook.com/PJHarnessRacing

RISE Digital, Harness Racing Australia nor the provider accepts any responsibility for the completeness or accuracy of any of the information contained herein, and makes no representations about its suitability for any particular purpose. Users should make their own judgements about those matters and/or seek independent advice. You assume all risks associated with use of data provided on this page