

Aquis Park Gold Coast QLD Professional

Race 3: The George Webber Memorial Maiden Handicap - 1700m

12 November 2022 - 13:31

Track Rating: Good 4, Weather: Showery, Rail Position: +3m 1800m-350m with a 3m cutaway; True in the Straight

Section													Overall	
Field Times													1:44.00	
													(0:09.23)	
													1:34.77	
													(0:11.56)	
													1:23.21	
													(0:11.60)	
													1:11.61	
													(0:11.57)	
													1:00.04	
													(0:12.21)	
													0:47.83	
													(0:11.66)	
													0:36.17	
													(0:11.71)	
													0:36.17	
Rank	TAB	Horse/Jockey	Barrier	Top Speed [km/h]	Fastest Section	Overall	1600m	1400m	1200m	1000m	800m	600m	Last 600m	Distance Travelled [m]
1	2	ISOMETRIC Luke Dittman	3	65.2 600m	0:09.39 Overall	1:44.00 [1] (0:09.39)	1:34.61 [5] (0:11.78)	1:22.83 [4] (0:11.72)	1:11.11 [5] (0:11.58)	0:59.53 [5] (0:12.03)	0:47.50 [5] (0:11.64)	0:35.86 [5] (0:11.52)	0:35.86	
2	9	LA BREA Robbie Fradd	7	65.0 1400m	0:09.23 Overall	1:44.06 [2] (0:09.23)	1:34.83 [2] (0:11.78)	1:23.05 [3] (0:11.38)	1:11.67 [1] (0:11.57)	1:00.10 [1] (0:12.21)	0:47.89 [1] (0:11.66)	0:36.23 [1] (0:11.71)	0:36.23	+6
3	7	WILLNOTQUIT Nathan Thomas	5	63.5 800m	0:09.24 Overall	1:44.29 [3] (0:09.24)	1:35.05 [1] (0:11.63)	1:23.42 [2] (0:11.69)	1:11.73 [2] (0:11.74)	0:59.99 [3] (0:12.18)	0:47.81 [4] (0:11.66)	0:36.15 [3] (0:11.77)	0:36.15	+0
4	5	BRAMBLE BAY Lani Allen	1	64.1 600m	0:09.62 Overall	1:44.40 [4] (0:09.62)	1:34.78 [6] (0:11.89)	1:22.89 [7] (0:11.95)	1:10.94 [9] (0:11.54)	0:59.40 [9] (0:12.12)	0:47.28 [9] (0:11.66)	0:35.62 [9] (0:11.56)	0:35.62	+0
5	1	GLEN MASSEY Anthony Allen	10	63.8 1200m	0:09.70 Overall	1:44.61 [5] (0:09.70)	1:34.91 [7] (0:11.65)	1:23.26 [6] (0:11.72)	1:11.54 [6] (0:11.48)	1:00.06 [6] (0:12.07)	0:47.99 [6] (0:11.74)	0:36.25 [6] (0:11.80)	0:36.25	+6
6	8	CRYSTALLIZATION Rikki Jamieson	6	64.4 600m	0:09.24 Overall	1:44.75 [6] (0:09.24)	1:35.51 [3] (0:11.55)	1:23.96 [1] (0:11.74)	1:12.22 [3] (0:11.57)	1:00.65 [2] (0:12.20)	0:48.45 [2] (0:11.65)	0:36.80 [2] (0:11.73)	0:36.80	+10
7	10	THE WOLVERINE Yvette Lewis	12	64.0 1600m	0:09.73 Overall	1:44.77 [7] (0:09.73)	1:35.04 [8] (0:11.85)	1:23.19 [8] (0:11.65)	1:11.54 [7] (0:11.51)	1:00.03 [7] (0:12.07)	0:47.96 [7] (0:11.72)	0:36.24 [7] (0:11.67)	0:36.24	+7
8	3	RUFUS WINRIGHT Martin Harley	9	64.0 1400m	0:09.30 Overall	1:45.17 [8] (0:09.30)	1:35.87 [4] (0:11.87)	1:24.00 [5] (0:11.68)	1:12.32 [4] (0:11.54)	1:00.78 [4] (0:11.95)	0:48.83 [3] (0:11.67)	0:37.16 [4] (0:11.77)	0:37.16	+9
9	4	TIGER LENY Sean Cormack	8	64.1 600m	0:09.84 Overall	1:45.19 [9] (0:09.84)	1:35.35 [9] (0:11.82)	1:23.53 [9] (0:11.78)	1:11.75 [8] (0:11.50)	1:00.25 [8] (0:12.07)	0:48.18 [8] (0:11.75)	0:36.43 [8] (0:11.55)	0:36.43	+6

Scratched: Lovelikealovesong (#6), Destination Sydney (#11), Nirvana Ninja (#12), Burn The Boats (#13)



Aquis Park Gold Coast QLD Professional

Race 3: The George Webber Memorial Maiden Handicap - 1700m

12 November 2022 - 13:31



Track Rating: Good 4, Weather: Showery, Rail Position: +3m 1800m-350m with a 3m cutaway; True in the Straight

Section				400m	200m			Last 600m			
Field Times				0:24.46 (0:12.01)	0:12.45 (0:12.45)			0:36.17			
Rank	TAB	Horse/Jockey	Barrier	Top Speed [km/h]	Fastest Section	Margin				Distance Travelled [m]	
1	2	ISOMETRIC Luke Dittman	3	65.2 600m	0:09.39 Overall	0:24.34 [1] (0:12.00)	0:12.34 [1] (0:12.34)	1:44.00		0:35.86	
2	9	LA BREA Robbie Fradd	7	65.0 1400m	0:09.23 Overall	0:24.52 [2] (0:12.01)	0:12.51 [2] (0:12.51)	0.2L		0:36.23	+6
3	7	WILLNOTQUIT Nathan Thomas	5	63.5 800m	0:09.24 Overall	0:24.38 [4] (0:12.16)	0:12.22 [4] (0:12.22)	1.5L		0:36.15	+0
4	5	BRAMBLE BAY Lani Allen	1	64.1 600m	0:09.62 Overall	0:24.06 [9] (0:11.96)	0:12.10 [9] (0:12.10)	2L		0:35.62	+0
5	1	GLEN MASSEY Anthony Allen	10	63.8 1200m	0:09.70 Overall	0:24.45 [8] (0:12.03)	0:12.42 [8] (0:12.42)	3.3L		0:36.25	+6
6	8	CRYSTALLIZATION Rikki Jamieson	6	64.4 600m	0:09.24 Overall	0:25.07 [3] (0:12.20)	0:12.87 [3] (0:12.87)	4.1L		0:36.80	+10
7	10	THE WOLVERINE Yvette Lewis	12	64.0 1600m	0:09.73 Overall	0:24.57 [6] (0:12.15)	0:12.42 [6] (0:12.42)	4.2L		0:36.24	+7
8	3	RUFUS WINRIGHT Martin Harley	9	64.0 1400m	0:09.30 Overall	0:25.39 [5] (0:12.33)	0:13.06 [5] (0:13.06)	6.5L		0:37.16	+9
9	4	TIGER LENY Sean Cormack	8	64.1 600m	0:09.84 Overall	0:24.88 [7] (0:12.04)	0:12.84 [7] (0:12.84)	6.6L		0:36.43	+6

Scratched: Loveulikealovesong (#6), Destination Sydney (#11), Nirvana Ninja (#12), Burn The Boats (#13)



Horse/Jockey Name	Isometric
Final Rank	1
Fastest Section Time (Section)	0:09.39 (Overall)
Top Speed [km/h] (Section)	65.2 (600m)
Race State	Finished



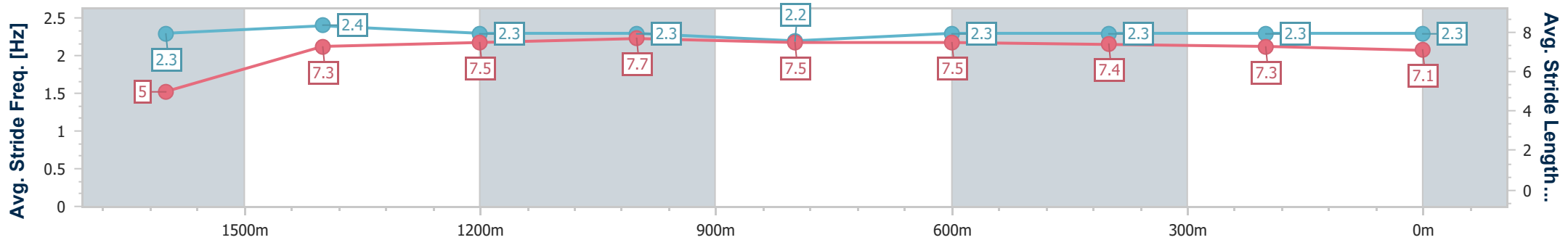
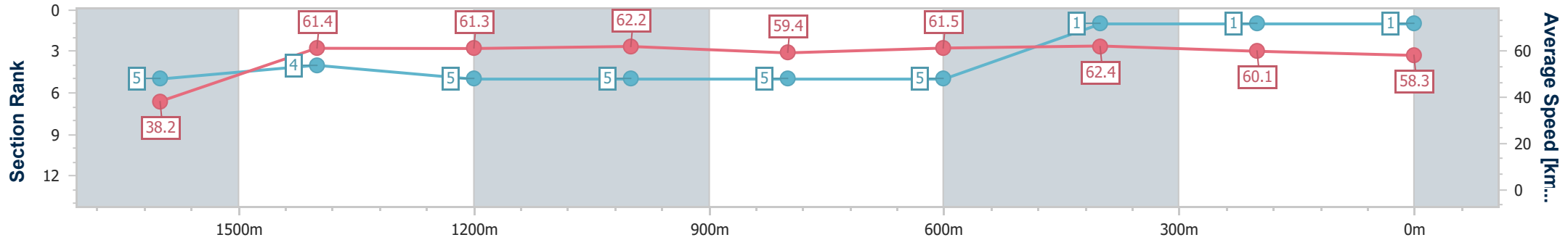
Aquis Park Gold Coast QLD Professional
Race 3: The George Webber Memorial Maiden Handicap - 1700m



12 November 2022 - 13:31

Track Rating: Good 4, Weather: Showery, Rail Position: +3m 1800m
 -350m with a 3m cutaway; True in the Straight

Section	Overall	1600m	1400m	1200m	1000m	800m	600m	400m	200m			
Section Times	1:44.00 [1] (0:09.39)	1:34.61 [5] (0:11.78)	1:22.83 [4] (0:11.72)	1:11.11 [5] (0:11.58)	0:59.53 [5] (0:12.03)	0:47.50 [5] (0:11.64)	0:35.86 [5] (0:11.52)	0:24.34 [1] (0:12.00)	0:12.34 [1] (0:12.34)			
Average Speed [km/h]	38.2	61.4	61.3	62.2	59.4	61.5	62.4	60.1	58.3			
Top Speed [km/h]	60.0	64.0	62.8	63.6	59.9	63.4	65.2	61.3	59.6			
Avg. Dist. to Rail [m]	4.0	1.0	0.6	0.5	1.2	1.4	0.5	1.6	3.7			
Avg. Stride Freq. [Hz]	2.3	2.4	2.3	2.3	2.2	2.3	2.3	2.3	2.3			
Avg. Stride Length [m]	5.0	7.3	7.5	7.7	7.5	7.5	7.4	7.3	7.1			



- [] Ranking at each section and finish
- .-.- No data available at this section
- NA No data available



Horse/Jockey Name	La Brea
Final Rank	2
Fastest Section Time (Section)	0:09.23 (Overall)
Top Speed [km/h] (Section)	65.0 (1400m)
Race State	Finished



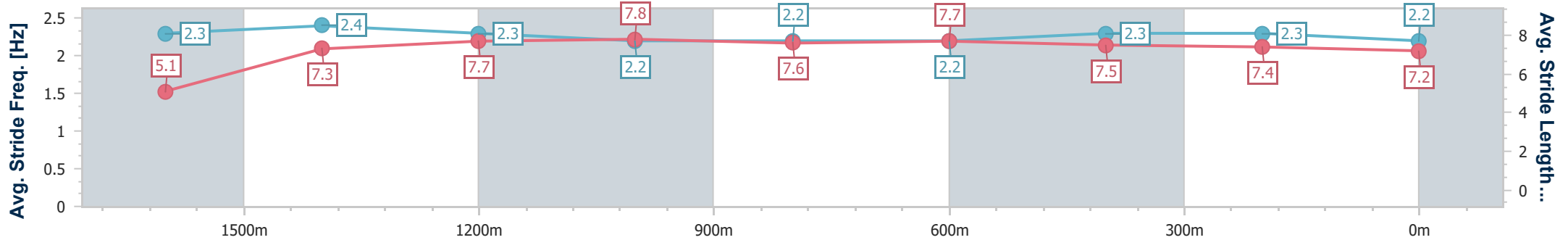
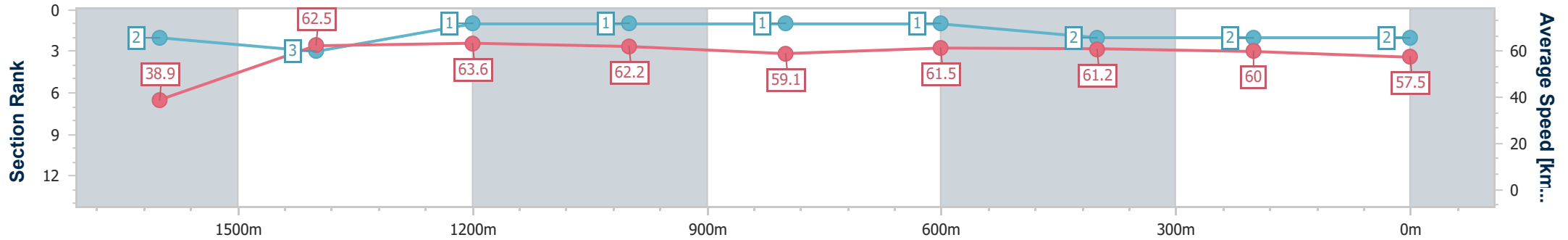
Aquis Park Gold Coast QLD Professional
 Race 3: The George Webber Memorial Maiden Handicap - 1700m



12 November 2022 - 13:31

Track Rating: Good 4, Weather: Showery, Rail Position: +3m 1800m
 -350m with a 3m cutaway; True in the Straight

Section	Overall	1600m	1400m	1200m	1000m	800m	600m	400m	200m			
Section Times	1:44.06 [2] (0:09.23)	1:34.83 [2] (0:11.78)	1:23.05 [3] (0:11.38)	1:11.67 [1] (0:11.57)	1:00.10 [1] (0:12.21)	0:47.89 [1] (0:11.66)	0:36.23 [1] (0:11.71)	0:24.52 [2] (0:12.01)	0:12.51 [2] (0:12.51)			
Average Speed [km/h]	38.9	62.5	63.6	62.2	59.1	61.5	61.2	60.0	57.5			
Top Speed [km/h]	63.2	63.7	65.0	63.8	60.3	63.5	62.2	60.6	58.8			
Avg. Dist. to Rail [m]	6.8	3.6	4.0	2.6	0.5	0.5	0.9	0.8	2.5			
Avg. Stride Freq. [Hz]	2.3	2.4	2.3	2.2	2.2	2.2	2.3	2.3	2.2			
Avg. Stride Length [m]	5.1	7.3	7.7	7.8	7.6	7.7	7.5	7.4	7.2			



- [] Ranking at each section and finish
- .-.- No data available at this section
- NA No data available



Horse/Jockey Name	Willnotquit
Final Rank	3
Fastest Section Time (Section)	0:09.24 (Overall)
Top Speed [km/h] (Section)	63.5 (800m)
Race State	Finished



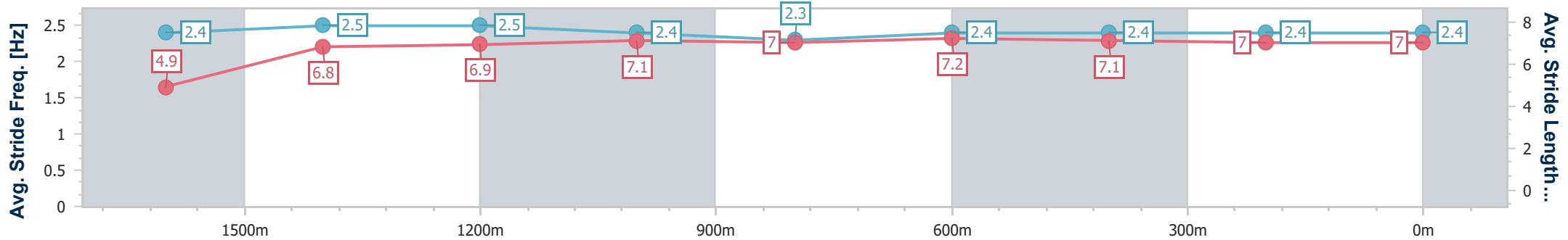
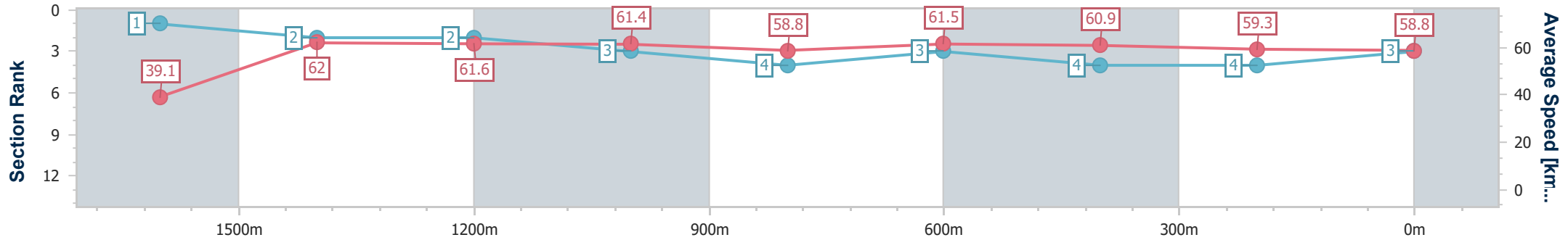
Aquis Park Gold Coast QLD Professional
Race 3: The George Webber Memorial Maiden Handicap - 1700m



12 November 2022 - 13:31

Track Rating: Good 4, Weather: Showery, Rail Position: +3m 1800m
 -350m with a 3m cutaway; True in the Straight

Section	Overall	1600m	1400m	1200m	1000m	800m	600m	400m	200m
Section Times	1:44.29 [3] (0:09.24)	1:35.05 [1] (0:11.63)	1:23.42 [2] (0:11.69)	1:11.73 [2] (0:11.74)	0:59.99 [3] (0:12.18)	0:47.81 [4] (0:11.66)	0:36.15 [3] (0:11.77)	0:24.38 [4] (0:12.16)	0:12.22 [4] (0:12.22)
Average Speed [km/h]	39.1	62.0	61.6	61.4	58.8	61.5	60.9	59.3	58.8
Top Speed [km/h]	62.2	63.2	62.9	62.8	59.7	63.5	62.3	60.8	61.6
Avg. Dist. to Rail [m]	5.2	0.6	0.2	0.3	0.7	1.3	0.9	2.1	4.6
Avg. Stride Freq. [Hz]	2.4	2.5	2.5	2.4	2.3	2.4	2.4	2.4	2.4
Avg. Stride Length [m]	4.9	6.8	6.9	7.1	7.0	7.2	7.1	7.0	7.0



- [] Ranking at each section and finish
- .-.- No data available at this section
- NA No data available



Horse/Jockey Name	Bramble Bay
Final Rank	4
Fastest Section Time (Section)	0:09.62 (Overall)
Top Speed [km/h] (Section)	64.1 (600m)
Race State	Finished



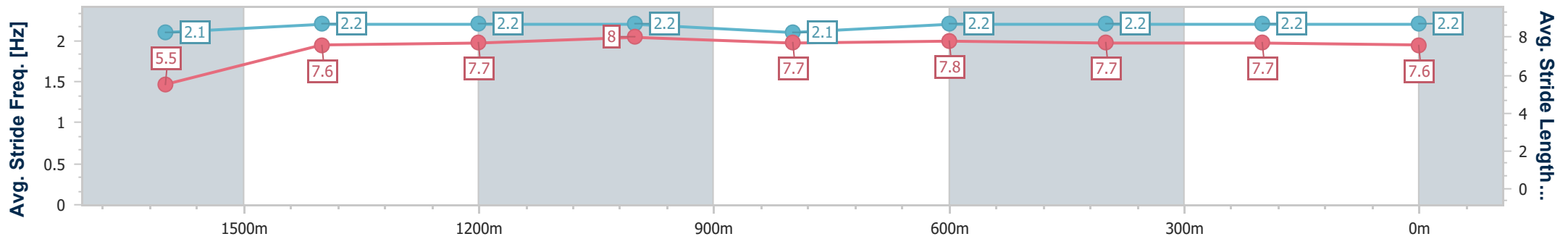
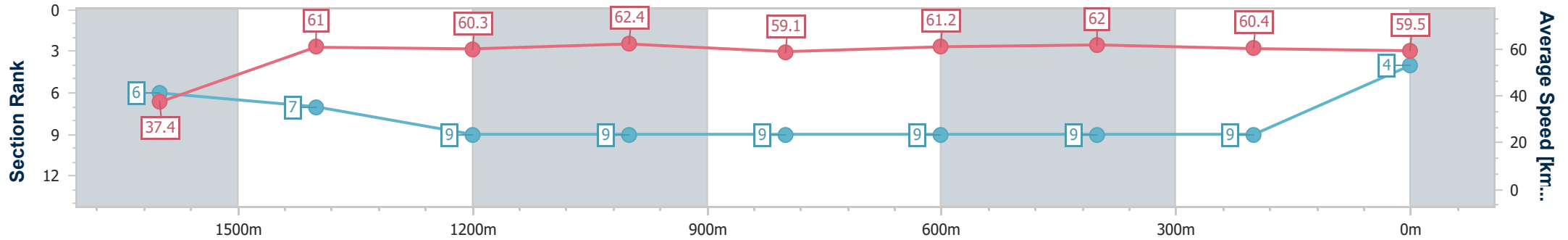
Aquis Park Gold Coast QLD Professional
 Race 3: The George Webber Memorial Maiden Handicap - 1700m



12 November 2022 - 13:31

Track Rating: Good 4, Weather: Showery, Rail Position: +3m 1800m
 -350m with a 3m cutaway; True in the Straight

Section	Overall	1600m	1400m	1200m	1000m	800m	600m	400m	200m			
Section Times	1:44.40 [4] (0:09.62)	1:34.78 [6] (0:11.89)	1:22.89 [7] (0:11.95)	1:10.94 [9] (0:11.54)	0:59.40 [9] (0:12.12)	0:47.28 [9] (0:11.66)	0:35.62 [9] (0:11.56)	0:24.06 [9] (0:11.96)	0:12.10 [9] (0:12.10)			
Average Speed [km/h]	37.4	61.0	60.3	62.4	59.1	61.2	62.0	60.4	59.5			
Top Speed [km/h]	61.7	62.6	61.5	63.3	60.7	62.1	64.1	61.3	60.7			
Avg. Dist. to Rail [m]	3.4	1.1	0.7	0.4	1.1	2.0	0.9	1.4	3.2			
Avg. Stride Freq. [Hz]	2.1	2.2	2.2	2.2	2.1	2.2	2.2	2.2	2.2			
Avg. Stride Length [m]	5.5	7.6	7.7	8.0	7.7	7.8	7.7	7.7	7.6			



- [] Ranking at each section and finish
- .-.- No data available at this section
- NA No data available



Horse/Jockey Name	Glen Massey
Final Rank	5
Fastest Section Time (Section)	0:09.70 (Overall)
Top Speed [km/h] (Section)	63.8 (1200m)
Race State	Finished



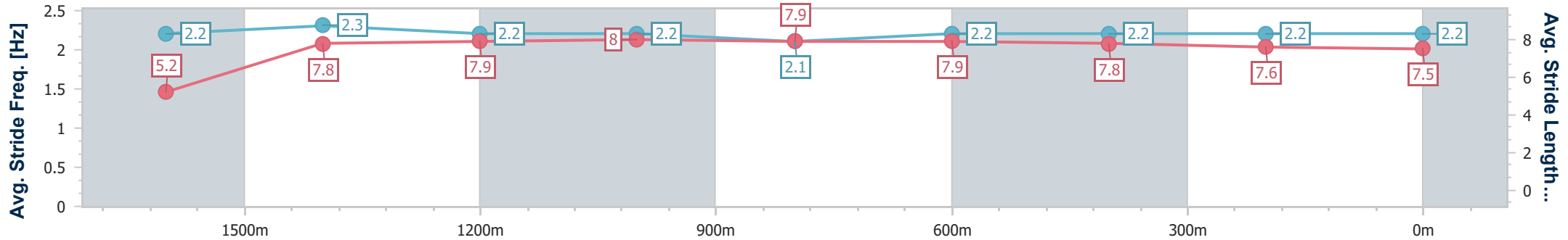
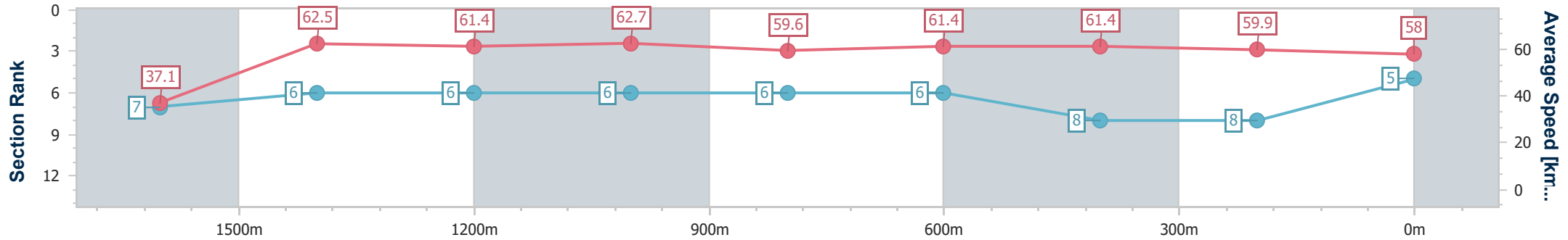
Aquis Park Gold Coast QLD Professional
Race 3: The George Webber Memorial Maiden Handicap - 1700m



12 November 2022 - 13:31

Track Rating: Good 4, Weather: Showery, Rail Position: +3m 1800m
 -350m with a 3m cutaway; True in the Straight

Section	Overall	1600m	1400m	1200m	1000m	800m	600m	400m	200m			
Section Times	1:44.61 [5] (0:09.70)	1:34.91 [7] (0:11.65)	1:23.26 [6] (0:11.72)	1:11.54 [6] (0:11.48)	1:00.06 [6] (0:12.07)	0:47.99 [6] (0:11.74)	0:36.25 [6] (0:11.80)	0:24.45 [8] (0:12.03)	0:12.42 [8] (0:12.42)			
Average Speed [km/h]	37.1	62.5	61.4	62.7	59.6	61.4	61.4	59.9	58.0			
Top Speed [km/h]	62.0	63.0	62.3	63.8	60.6	62.8	62.3	60.8	59.6			
Avg. Dist. to Rail [m]	8.2	1.8	0.6	0.3	0.3	0.4	1.1	0.9	0.7			
Avg. Stride Freq. [Hz]	2.2	2.3	2.2	2.2	2.1	2.2	2.2	2.2	2.2			
Avg. Stride Length [m]	5.2	7.8	7.9	8.0	7.9	7.9	7.8	7.6	7.5			



- [] Ranking at each section and finish
- .-.- No data available at this section
- NA No data available



Horse/Jockey Name	Crystallization
Final Rank	6
Fastest Section Time (Section)	0:09.24 (Overall)
Top Speed [km/h] (Section)	64.4 (600m)
Race State	Finished



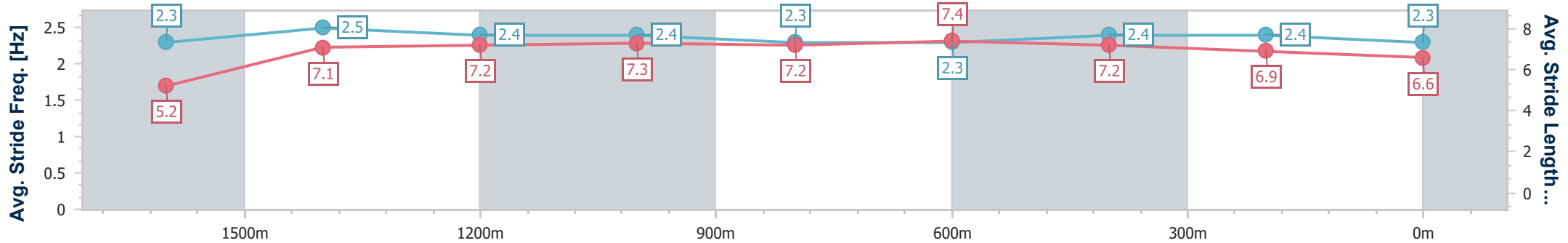
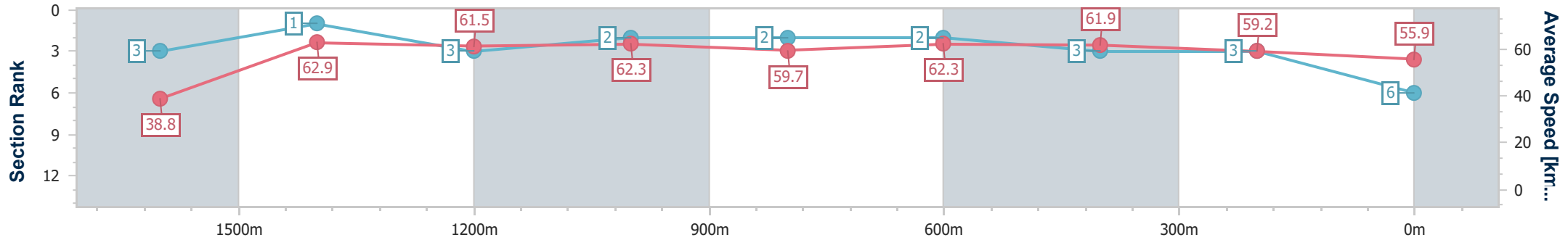
Aquis Park Gold Coast QLD Professional
Race 3: The George Webber Memorial Maiden Handicap - 1700m



12 November 2022 - 13:31

Track Rating: Good 4, Weather: Showery, Rail Position: +3m 1800m
 -350m with a 3m cutaway; True in the Straight

Section	Overall	1600m	1400m	1200m	1000m	800m	600m	400m	200m			
Section Times	1:44.75 [6] (0:09.24)	1:35.51 [3] (0:11.55)	1:23.96 [1] (0:11.74)	1:12.22 [3] (0:11.57)	1:00.65 [2] (0:12.20)	0:48.45 [2] (0:11.65)	0:36.80 [2] (0:11.73)	0:25.07 [3] (0:12.20)	0:12.87 [3] (0:12.87)			
Average Speed [km/h]	38.8	62.9	61.5	62.3	59.7	62.3	61.9	59.2	55.9			
Top Speed [km/h]	63.4	64.1	63.0	63.6	61.4	63.8	64.4	61.9	59.3			
Avg. Dist. to Rail [m]	5.4	1.7	1.6	2.0	2.3	1.8	1.7	2.3	1.8			
Avg. Stride Freq. [Hz]	2.3	2.5	2.4	2.4	2.3	2.3	2.4	2.4	2.3			
Avg. Stride Length [m]	5.2	7.1	7.2	7.3	7.2	7.4	7.2	6.9	6.6			



- [] Ranking at each section and finish
- .-.- No data available at this section
- NA No data available



Horse/Jockey Name	The Wolverine
Final Rank	7
Fastest Section Time (Section)	0:09.73 (Overall)
Top Speed [km/h] (Section)	64.0 (1600m)
Race State	Finished



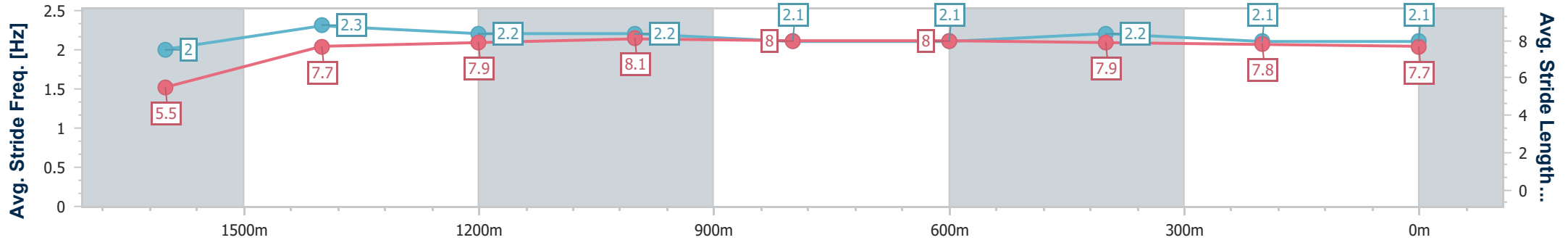
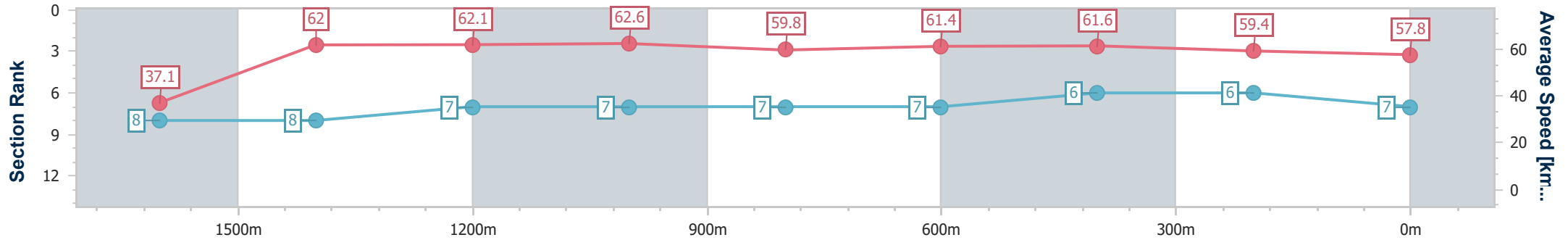
Aquis Park Gold Coast QLD Professional
 Race 3: The George Webber Memorial Maiden Handicap - 1700m



12 November 2022 - 13:31

Track Rating: Good 4, Weather: Showery, Rail Position: +3m 1800m
 -350m with a 3m cutaway; True in the Straight

Section	Overall	1600m	1400m	1200m	1000m	800m	600m	400m	200m			
Section Times	1:44.77 [7] (0:09.73)	1:35.04 [8] (0:11.85)	1:23.19 [8] (0:11.65)	1:11.54 [7] (0:11.51)	1:00.03 [7] (0:12.07)	0:47.96 [7] (0:11.72)	0:36.24 [7] (0:11.67)	0:24.57 [6] (0:12.15)	0:12.42 [6] (0:12.42)			
Average Speed [km/h]	37.1	62.0	62.1	62.6	59.8	61.4	61.6	59.4	57.8			
Top Speed [km/h]	60.8	64.0	63.4	63.7	61.1	63.4	62.8	60.6	61.6			
Avg. Dist. to Rail [m]	9.3	3.7	1.9	1.0	0.5	0.2	0.2	1.6	3.6			
Avg. Stride Freq. [Hz]	2.0	2.3	2.2	2.2	2.1	2.1	2.2	2.1	2.1			
Avg. Stride Length [m]	5.5	7.7	7.9	8.1	8.0	8.0	7.9	7.8	7.7			



- [] Ranking at each section and finish
- .-.- No data available at this section
- NA No data available



Horse/Jockey Name	Rufus Winright
Final Rank	8
Fastest Section Time (Section)	0:09.30 (Overall)
Top Speed [km/h] (Section)	64.0 (1400m)
Race State	Finished



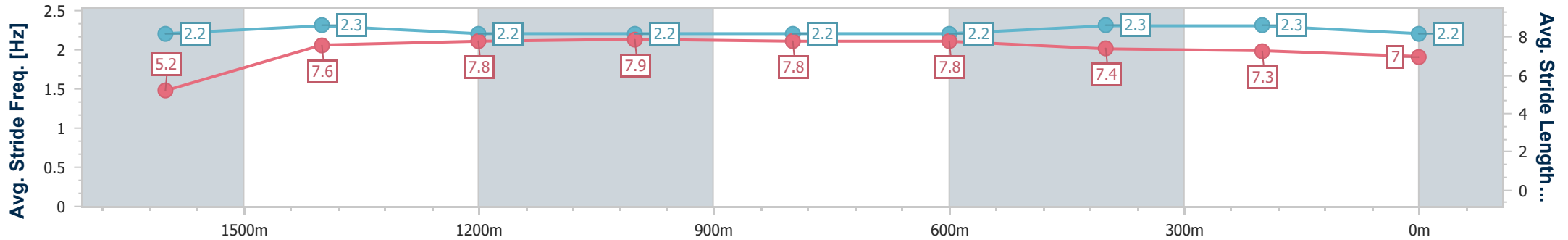
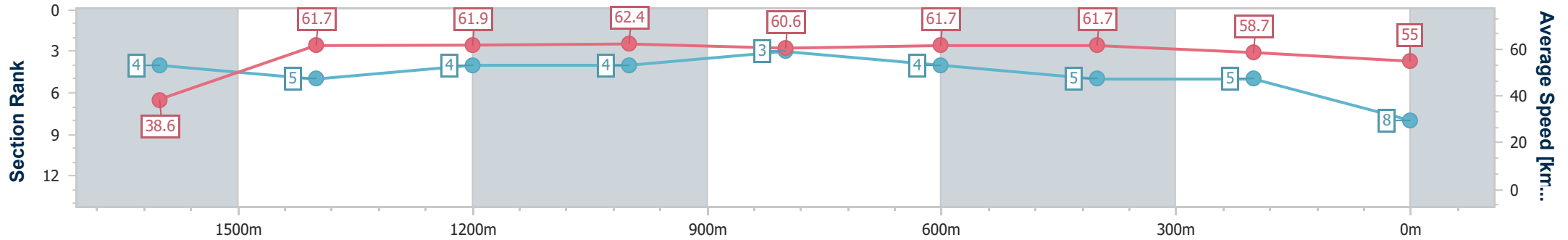
Aquis Park Gold Coast QLD Professional
 Race 3: The George Webber Memorial Maiden Handicap - 1700m



12 November 2022 - 13:31

Track Rating: Good 4, Weather: Showery, Rail Position: +3m 1800m
 -350m with a 3m cutaway; True in the Straight

Section	Overall	1600m	1400m	1200m	1000m	800m	600m	400m	200m			
Section Times	1:45.17 [8] (0:09.30)	1:35.87 [4] (0:11.87)	1:24.00 [5] (0:11.68)	1:12.32 [4] (0:11.54)	1:00.78 [4] (0:11.95)	0:48.83 [3] (0:11.67)	0:37.16 [4] (0:11.77)	0:25.39 [5] (0:12.33)	0:13.06 [5] (0:13.06)			
Average Speed [km/h]	38.6	61.7	61.9	62.4	60.6	61.7	61.7	58.7	55.0			
Top Speed [km/h]	60.6	63.7	64.0	63.8	61.4	62.8	63.5	62.1	57.0			
Avg. Dist. to Rail [m]	7.9	2.8	1.6	1.6	1.0	0.4	1.7	3.3	4.8			
Avg. Stride Freq. [Hz]	2.2	2.3	2.2	2.2	2.2	2.2	2.3	2.3	2.2			
Avg. Stride Length [m]	5.2	7.6	7.8	7.9	7.8	7.8	7.4	7.3	7.0			



- [] Ranking at each section and finish
- .-.- No data available at this section
- NA No data available



Horse/Jockey Name	Tiger Leny
Final Rank	9
Fastest Section Time (Section)	0:09.84 (Overall)
Top Speed [km/h] (Section)	64.1 (600m)
Race State	Finished



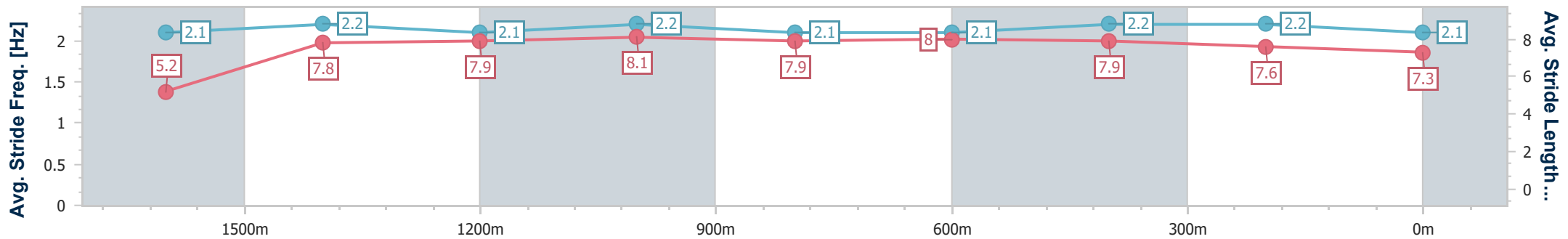
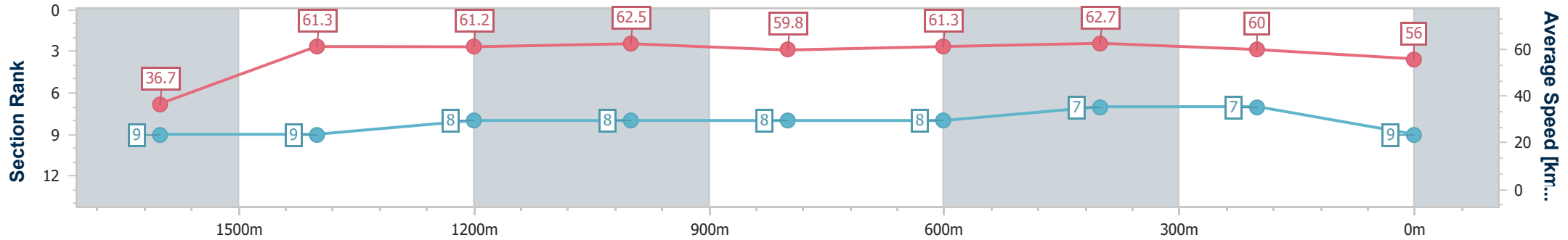
Aquis Park Gold Coast QLD Professional
 Race 3: The George Webber Memorial Maiden Handicap - 1700m



12 November 2022 - 13:31

Track Rating: Good 4, Weather: Showery, Rail Position: +3m 1800m
 -350m with a 3m cutaway; True in the Straight

Section	Overall	1600m	1400m	1200m	1000m	800m	600m	400m	200m			
Section Times	1:45.19 [9] (0:09.84)	1:35.35 [9] (0:11.82)	1:23.53 [9] (0:11.78)	1:11.75 [8] (0:11.50)	1:00.25 [8] (0:12.07)	0:48.18 [8] (0:11.75)	0:36.43 [8] (0:11.55)	0:24.88 [7] (0:12.04)	0:12.84 [7] (0:12.84)			
Average Speed [km/h]	36.7	61.3	61.2	62.5	59.8	61.3	62.7	60.0	56.0			
Top Speed [km/h]	61.5	62.8	62.0	63.2	61.0	62.4	64.1	62.3	60.3			
Avg. Dist. to Rail [m]	6.9	1.2	0.3	0.3	0.3	0.5	1.1	3.6	6.1			
Avg. Stride Freq. [Hz]	2.1	2.2	2.1	2.2	2.1	2.1	2.2	2.2	2.1			
Avg. Stride Length [m]	5.2	7.8	7.9	8.1	7.9	8.0	7.9	7.6	7.3			



- [] Ranking at each section and finish
- .-.- No data available at this section
- NA No data available