

# Aquis Park Gold Coast QLD Professional

## Race 4: The Meg Daniel & Prue Webber BM68 Handicap - 1700m

12 November 2022 - 14:09

Track Rating: Good 4, Weather: Showery, Rail Position: +3m 1800m-350m with a 3m cutaway; True in the Straight

Section		Overall	1600m	1400m	1200m	1000m	800m	600m	Last 600m					
Field Times		1:42.82 (0:09.45)	1:33.37 (0:11.43)	1:21.94 (0:11.43)	1:10.51 (0:11.57)	0:58.94 (0:11.53)	0:47.41 (0:11.47)	0:35.94 (0:11.50)	0:35.94					
Rank	TAB	Horse/Jockey	Barrier	Top Speed [km/h]	Fastest Section								Distance Travelled [m]	
1	1	<b>OUR REBEL</b> Micheal Hellyer	4	64.7 1600m	0:09.78 Overall	1:42.82 [1] (0:09.78)	1:33.04 [5] (0:11.64)	1:21.40 [5] (0:11.31)	1:10.09 [4] (0:11.57)	0:58.52 [5] (0:11.53)	0:46.99 [5] (0:11.49)	0:35.50 [5] (0:11.53)	0:35.50	
2	5	<b>LOOKS LIKE</b> Anthony Allen	8	66.2 1600m	0:09.45 Overall	1:42.93 [2] (0:09.45)	1:33.48 [1] (0:11.43)	1:22.05 [1] (0:11.43)	1:10.62 [1] (0:11.57)	0:59.05 [1] (0:11.53)	0:47.52 [1] (0:11.47)	0:36.05 [1] (0:11.50)	0:36.05	-2
3	6	<b>CIRCLING</b> Karl Zechner	3	64.8 1600m	0:09.61 Overall	1:42.94 [3] (0:09.61)	1:33.33 [4] (0:11.66)	1:21.67 [4] (0:11.48)	1:10.19 [5] (0:11.39)	0:58.80 [3] (0:11.56)	0:47.24 [4] (0:11.44)	0:35.80 [3] (0:11.51)	0:35.80	+2
4	2	<b>BETTER ETHICS</b> Robbie Fradd	2	64.9 1400m	0:09.51 Overall	1:42.99 [4] (0:09.51)	1:33.48 [2] (0:11.48)	1:22.00 [2] (0:11.58)	1:10.42 [2] (0:11.58)	0:58.84 [4] (0:11.56)	0:47.28 [3] (0:11.44)	0:35.84 [4] (0:11.50)	0:35.84	-5
5	4	<b>SAVAHEAT</b> Jon Grisedale	7	65.7 1600m	0:10.35 Overall	1:43.14 [5] (0:10.35)	1:32.79 [7] (0:11.60)	1:21.19 [7] (0:11.15)	1:10.04 [7] (0:11.48)	0:58.56 [6] (0:11.53)	0:47.03 [7] (0:11.49)	0:35.54 [6] (0:11.55)	0:35.54	-3
6	3	<b>GO DARCY</b> Danny Peisley	6	64.4 1200m	0:09.54 Overall	1:43.55 [6] (0:09.54)	1:34.01 [3] (0:11.57)	1:22.44 [3] (0:11.47)	1:10.97 [3] (0:11.40)	0:59.57 [2] (0:11.52)	0:48.05 [2] (0:11.41)	0:36.64 [2] (0:11.58)	0:36.64	-3
7	8	<b>SIDEWALK</b> Sean Cormack	5	65.9 1400m	0:09.95 Overall	1:44.58 [7] (0:09.95)	1:34.63 [6] (0:11.83)	1:22.80 [6] (0:11.26)	1:11.54 [6] (0:11.53)	1:00.01 [6] (0:11.51)	0:48.50 [6] (0:11.54)	0:36.96 [7] (0:11.69)	0:36.96	+3

Scratched: Tuki Twelve (#7)

# Aquis Park Gold Coast QLD Professional

## Race 4: The Meg Daniel & Prue Webber BM68 Handicap - 1700m

12 November 2022 - 14:09

Track Rating: Good 4, Weather: Showery, Rail Position: +3m 1800m-350m with a 3m cutaway; True in the Straight

Section				400m	200m			Last 600m		
Field Times				0:24.44 (0:11.99)	0:12.45 (0:12.45)			0:35.94		
Rank	TAB	Horse/Jockey	Barrier	Top Speed [km/h]	Fastest Section	Margin			Distance Travelled [m]	
1	1	<b>OUR REBEL</b> Micheal Hellyer	4	64.7 1600m	0:09.78 Overall	0:23.97 [5] (0:11.62)	0:12.35 [3] (0:12.35)	1:42.82	0:35.50	
2	5	<b>LOOKS LIKE</b> Anthony Allen	8	66.2 1600m	0:09.45 Overall	0:24.55 [1] (0:11.99)	0:12.56 [1] (0:12.56)	0.5L	0:36.05	-2
3	6	<b>CIRCLING</b> Karl Zechner	3	64.8 1600m	0:09.61 Overall	0:24.29 [4] (0:11.83)	0:12.46 [4] (0:12.46)	0.6L	0:35.80	+2
4	2	<b>BETTER ETHICS</b> Robbie Fradd	2	64.9 1400m	0:09.51 Overall	0:24.34 [3] (0:11.83)	0:12.51 [2] (0:12.51)	0.8L	0:35.84	-5
5	4	<b>SAVAHEAT</b> Jon Grisedale	7	65.7 1600m	0:10.35 Overall	0:23.99 [6] (0:11.74)	0:12.25 [6] (0:12.25)	1.6L	0:35.54	-3
6	3	<b>GO DARCY</b> Danny Peisley	6	64.4 1200m	0:09.54 Overall	0:25.06 [2] (0:12.17)	0:12.89 [5] (0:12.89)	3.9L	0:36.64	-3
7	8	<b>SIDEWALK</b> Sean Cormack	5	65.9 1400m	0:09.95 Overall	0:25.27 [7] (0:12.11)	0:13.16 [7] (0:13.16)	9.9L	0:36.96	+3

Scratched: Tuki Twelve (#7)



Horse/Jockey Name	Our Rebel
Final Rank	1
Fastest Section Time (Section)	0:09.78 (Overall)
Top Speed [km/h] (Section)	64.7 (1600m)
Race State	Finished



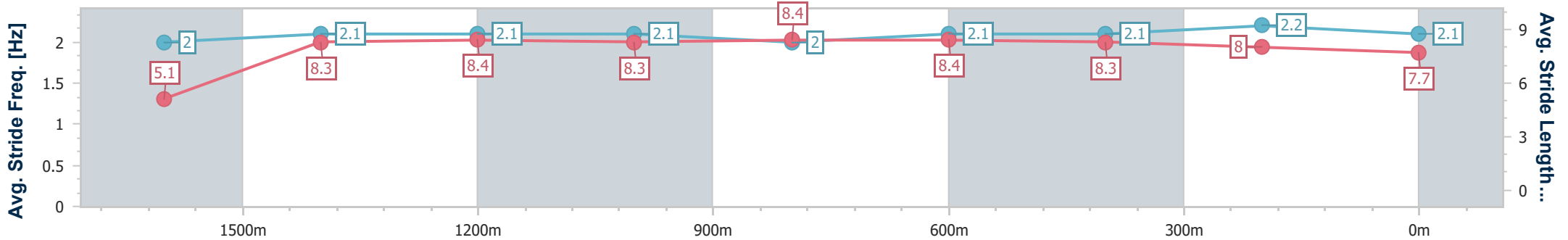
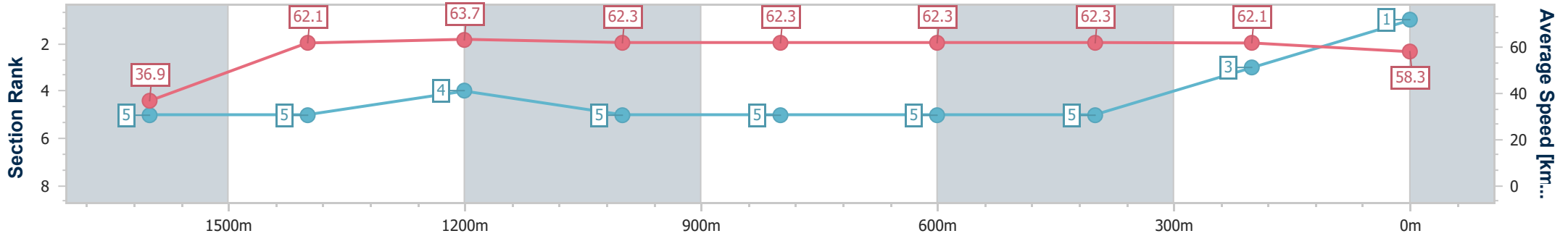
Aquis Park Gold Coast QLD Professional  
 Race 4: The Meg Daniel & Prue Webber BM68 Handicap - 1700m



12 November 2022 - 14:09

Track Rating: Good 4, Weather: Showery, Rail Position: +3m 1800m  
 -350m with a 3m cutaway; True in the Straight

Section	Overall	1600m	1400m	1200m	1000m	800m	600m	400m	200m			
Section Times	1:42.82 [1] (0:09.78)	1:33.04 [5] (0:11.64)	1:21.40 [5] (0:11.31)	1:10.09 [4] (0:11.57)	0:58.52 [5] (0:11.53)	0:46.99 [5] (0:11.49)	0:35.50 [5] (0:11.53)	0:23.97 [5] (0:11.62)	0:12.35 [3] (0:12.35)			
Average Speed [km/h]	36.9	62.1	63.7	62.3	62.3	62.3	62.3	62.1	58.3			
Top Speed [km/h]	58.4	64.7	64.4	63.2	63.0	63.1	62.9	62.8	61.4			
Avg. Dist. to Rail [m]	4.9	0.7	0.5	0.2	0.4	1.1	0.8	1.7	3.5			
Avg. Stride Freq. [Hz]	2.0	2.1	2.1	2.1	2.0	2.1	2.1	2.2	2.1			
Avg. Stride Length [m]	5.1	8.3	8.4	8.3	8.4	8.4	8.3	8.0	7.7			



- [ ] Ranking at each section and finish
- .-.- No data available at this section
- NA No data available



Horse/Jockey Name	Looks Like
Final Rank	2
Fastest Section Time (Section)	0:09.45 (Overall)
Top Speed [km/h] (Section)	66.2 (1600m)
Race State	Finished



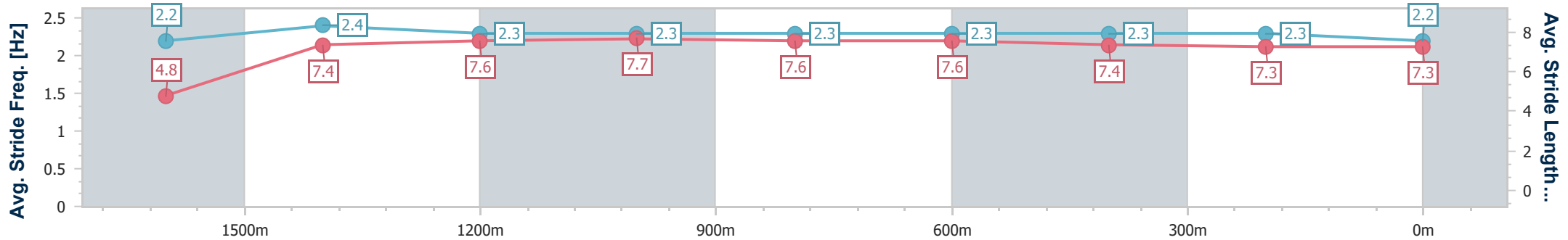
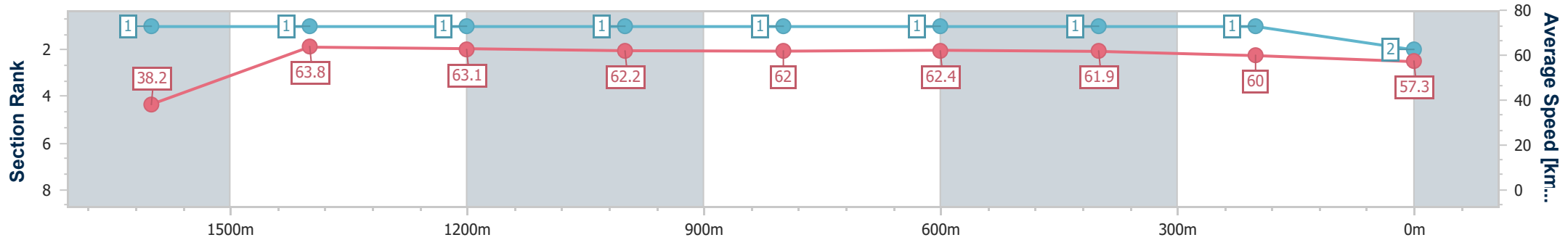
Aquis Park Gold Coast QLD Professional  
 Race 4: The Meg Daniel & Prue Webber BM68 Handicap - 1700m



12 November 2022 - 14:09

Track Rating: Good 4, Weather: Showery, Rail Position: +3m 1800m  
 -350m with a 3m cutaway; True in the Straight

Section	Overall	1600m	1400m	1200m	1000m	800m	600m	400m	200m			
Section Times	1:42.93 [2] (0:09.45)	1:33.48 [1] (0:11.43)	1:22.05 [1] (0:11.43)	1:10.62 [1] (0:11.57)	0:59.05 [1] (0:11.53)	0:47.52 [1] (0:11.47)	0:36.05 [1] (0:11.50)	0:24.55 [1] (0:11.99)	0:12.56 [1] (0:12.56)			
Average Speed [km/h]	38.2	63.8	63.1	62.2	62.0	62.4	61.9	60.0	57.3			
Top Speed [km/h]	63.9	66.2	64.8	63.5	63.2	62.8	63.9	61.1	59.1			
Avg. Dist. to Rail [m]	7.6	2.6	0.5	0.6	1.3	1.8	1.7	1.5	1.7			
Avg. Stride Freq. [Hz]	2.2	2.4	2.3	2.3	2.3	2.3	2.3	2.3	2.2			
Avg. Stride Length [m]	4.8	7.4	7.6	7.7	7.6	7.6	7.4	7.3	7.3			



- [ ] Ranking at each section and finish
- .-.- No data available at this section
- NA No data available



Horse/Jockey Name	Circling
Final Rank	3
Fastest Section Time (Section)	0:09.61 (Overall)
Top Speed [km/h] (Section)	64.8 (1600m)
Race State	Finished



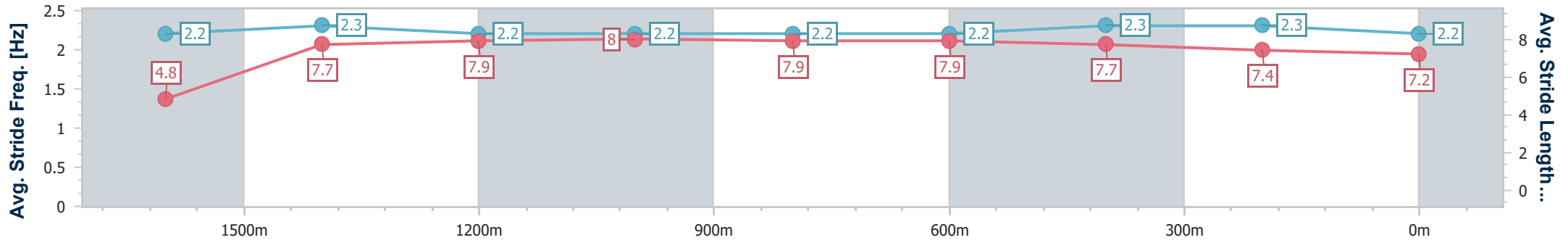
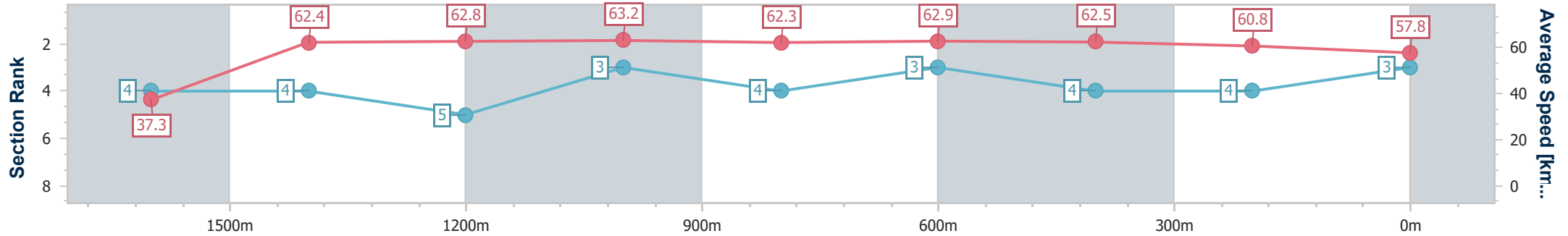
**Aquis Park Gold Coast QLD Professional**  
**Race 4: The Meg Daniel & Prue Webber BM68 Handicap - 1700m**



12 November 2022 - 14:09

Track Rating: Good 4, Weather: Showery, Rail Position: +3m 1800m  
 -350m with a 3m cutaway; True in the Straight

Section	Overall	1600m	1400m	1200m	1000m	800m	600m	400m	200m			
Section Times	1:42.94 [3] (0:09.61)	1:33.33 [4] (0:11.66)	1:21.67 [4] (0:11.48)	1:10.19 [5] (0:11.39)	0:58.80 [3] (0:11.56)	0:47.24 [4] (0:11.44)	0:35.80 [3] (0:11.51)	0:24.29 [4] (0:11.83)	0:12.46 [4] (0:12.46)			
Average Speed [km/h]	37.3	62.4	62.8	63.2	62.3	62.9	62.5	60.8	57.8			
Top Speed [km/h]	59.7	64.8	64.0	64.2	62.7	63.9	63.4	62.0	59.7			
Avg. Dist. to Rail [m]	4.0	1.5	1.4	1.0	0.3	0.3	0.3	0.7	2.3			
Avg. Stride Freq. [Hz]	2.2	2.3	2.2	2.2	2.2	2.2	2.3	2.3	2.2			
Avg. Stride Length [m]	4.8	7.7	7.9	8.0	7.9	7.9	7.7	7.4	7.2			



- [ ] Ranking at each section and finish
- .-.- No data available at this section
- NA No data available



Horse/Jockey Name	Better Ethics
Final Rank	4
Fastest Section Time (Section)	0:09.51 (Overall)
Top Speed [km/h] (Section)	64.9 (1400m)
Race State	Finished



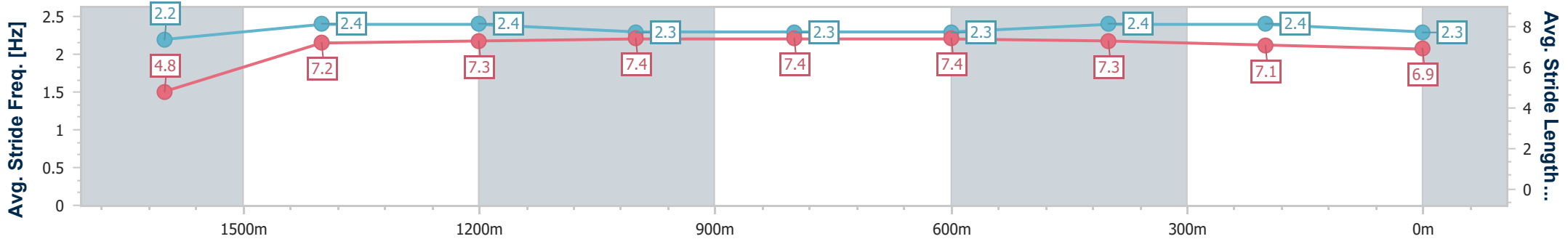
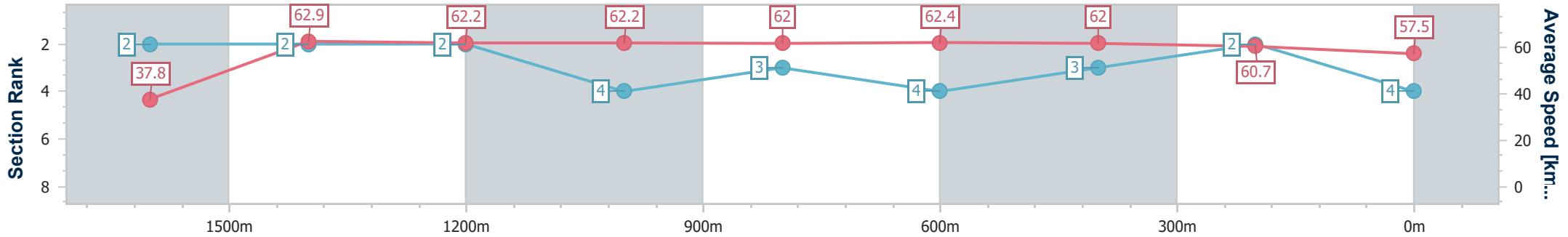
Aquis Park Gold Coast QLD Professional  
 Race 4: The Meg Daniel & Prue Webber BM68 Handicap - 1700m



12 November 2022 - 14:09

Track Rating: Good 4, Weather: Showery, Rail Position: +3m 1800m  
 -350m with a 3m cutaway; True in the Straight

Section	Overall	1600m	1400m	1200m	1000m	800m	600m	400m	200m			
Section Times	1:42.99 [4] (0:09.51)	1:33.48 [2] (0:11.48)	1:22.00 [2] (0:11.58)	1:10.42 [2] (0:11.58)	0:58.84 [4] (0:11.56)	0:47.28 [3] (0:11.44)	0:35.84 [4] (0:11.50)	0:24.34 [3] (0:11.83)	0:12.51 [2] (0:12.51)			
Average Speed [km/h]	37.8	62.9	62.2	62.2	62.0	62.4	62.0	60.7	57.5			
Top Speed [km/h]	63.1	64.7	64.9	64.7	63.3	63.5	63.0	61.7	59.8			
Avg. Dist. to Rail [m]	3.8	0.3	0.5	0.3	1.1	2.1	1.9	2.2	0.3			
Avg. Stride Freq. [Hz]	2.2	2.4	2.4	2.3	2.3	2.3	2.4	2.4	2.3			
Avg. Stride Length [m]	4.8	7.2	7.3	7.4	7.4	7.4	7.3	7.1	6.9			



- [ ] Ranking at each section and finish
- .-.- No data available at this section
- NA No data available



Horse/Jockey Name	Savaheat
Final Rank	5
Fastest Section Time (Section)	0:10.35 (Overall)
Top Speed [km/h] (Section)	65.7 (1600m)
Race State	Finished



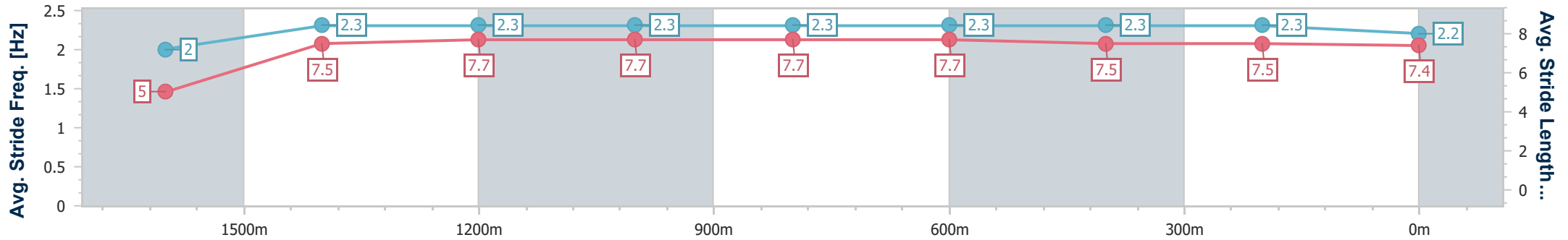
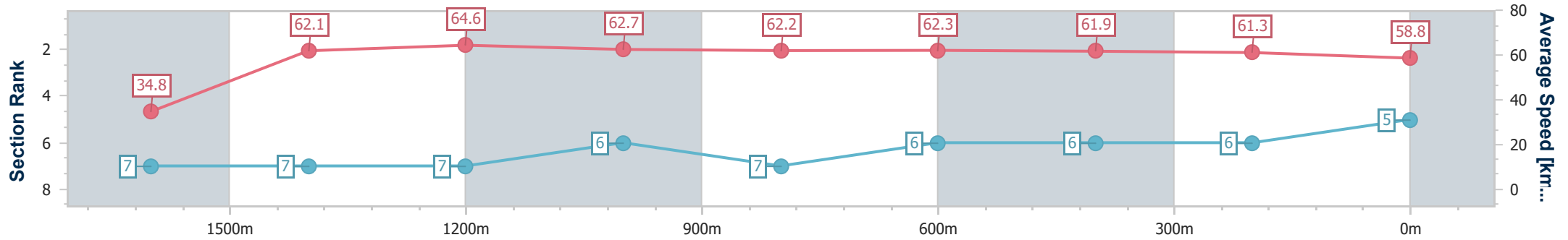
**Aquis Park Gold Coast QLD Professional**  
**Race 4: The Meg Daniel & Prue Webber BM68 Handicap - 1700m**



12 November 2022 - 14:09

Track Rating: Good 4, Weather: Showery, Rail Position: +3m 1800m  
 -350m with a 3m cutaway; True in the Straight

Section	Overall	1600m	1400m	1200m	1000m	800m	600m	400m	200m			
Section Times	1:43.14 [5] (0:10.35)	1:32.79 [7] (0:11.60)	1:21.19 [7] (0:11.15)	1:10.04 [7] (0:11.48)	0:58.56 [6] (0:11.53)	0:47.03 [7] (0:11.49)	0:35.54 [6] (0:11.55)	0:23.99 [6] (0:11.74)	0:12.25 [6] (0:12.25)			
Average Speed [km/h]	34.8	62.1	64.6	62.7	62.2	62.3	61.9	61.3	58.8			
Top Speed [km/h]	57.7	65.7	65.6	63.7	63.1	62.8	62.5	62.0	60.5			
Avg. Dist. to Rail [m]	5.9	0.2	0.4	0.1	0.7	1.2	1.1	1.0	1.6			
Avg. Stride Freq. [Hz]	2.0	2.3	2.3	2.3	2.3	2.3	2.3	2.3	2.2			
Avg. Stride Length [m]	5.0	7.5	7.7	7.7	7.7	7.7	7.5	7.5	7.4			



- [ ] Ranking at each section and finish
- .-.- No data available at this section
- NA No data available



Horse/Jockey Name	Go Darcy
Final Rank	6
Fastest Section Time (Section)	0:09.54 (Overall)
Top Speed [km/h] (Section)	64.4 (1200m)
Race State	Finished



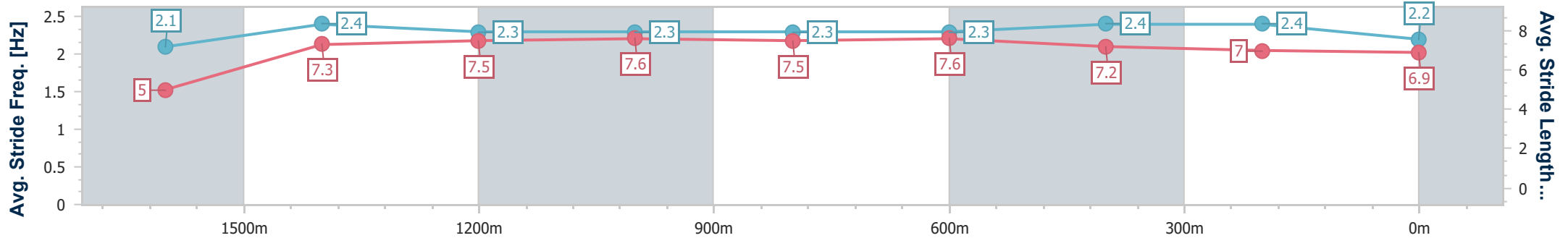
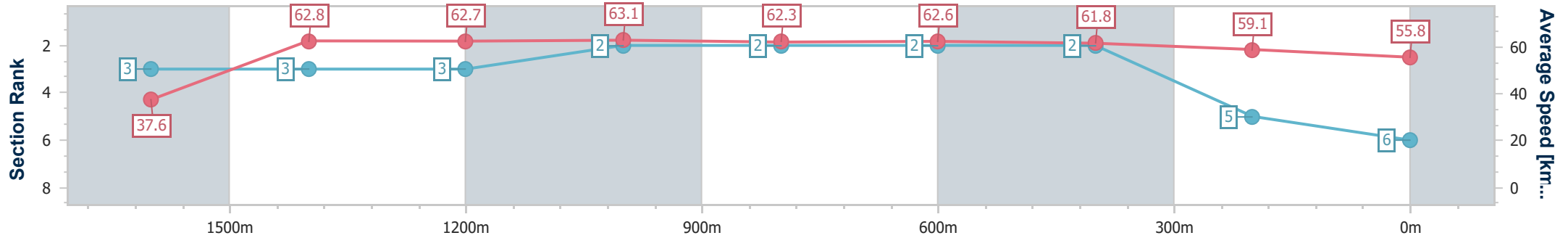
Aquis Park Gold Coast QLD Professional  
 Race 4: The Meg Daniel & Prue Webber BM68 Handicap - 1700m



12 November 2022 - 14:09

Track Rating: Good 4, Weather: Showery, Rail Position: +3m 1800m  
 -350m with a 3m cutaway; True in the Straight

Section	Overall	1600m	1400m	1200m	1000m	800m	600m	400m	200m			
Section Times	1:43.55 [6] (0:09.54)	1:34.01 [3] (0:11.57)	1:22.44 [3] (0:11.47)	1:10.97 [3] (0:11.40)	0:59.57 [2] (0:11.52)	0:48.05 [2] (0:11.41)	0:36.64 [2] (0:11.58)	0:25.06 [2] (0:12.17)	0:12.89 [5] (0:12.89)			
Average Speed [km/h]	37.6	62.8	62.7	63.1	62.3	62.6	61.8	59.1	55.8			
Top Speed [km/h]	62.3	64.3	63.6	64.4	62.9	63.6	63.2	61.2	57.8			
Avg. Dist. to Rail [m]	6.5	1.4	0.2	0.3	1.0	1.4	1.3	0.7	3.4			
Avg. Stride Freq. [Hz]	2.1	2.4	2.3	2.3	2.3	2.3	2.4	2.4	2.2			
Avg. Stride Length [m]	5.0	7.3	7.5	7.6	7.5	7.6	7.2	7.0	6.9			



- [ ] Ranking at each section and finish
- .-.- No data available at this section
- NA No data available





Horse/Jockey Name	Sidewalk
Final Rank	7
Fastest Section Time (Section)	0:09.95 (Overall)
Top Speed [km/h] (Section)	65.9 (1400m)
Race State	Finished



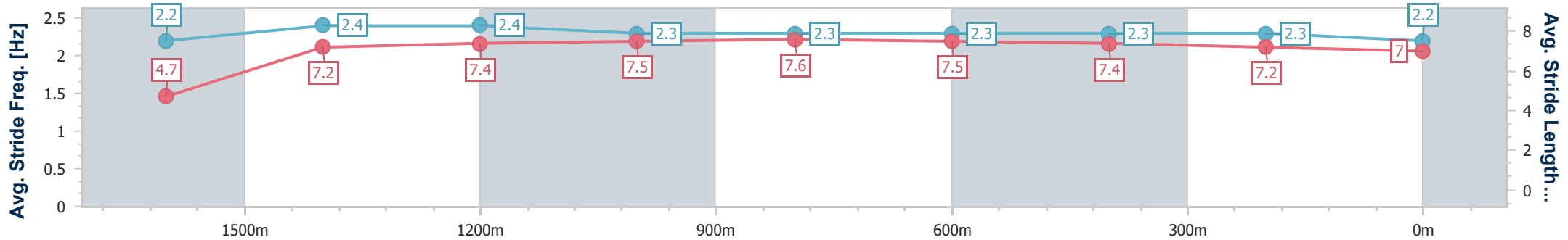
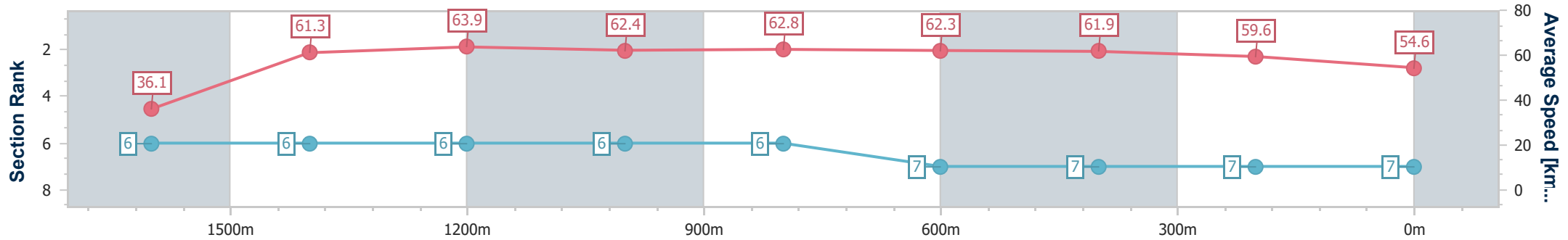
Aquis Park Gold Coast QLD Professional  
 Race 4: The Meg Daniel & Prue Webber BM68 Handicap - 1700m



12 November 2022 - 14:09

Track Rating: Good 4, Weather: Showery, Rail Position: +3m 1800m  
 -350m with a 3m cutaway; True in the Straight

Section	Overall	1600m	1400m	1200m	1000m	800m	600m	400m	200m			
Section Times	1:44.58 [7] (0:09.95)	1:34.63 [6] (0:11.83)	1:22.80 [6] (0:11.26)	1:11.54 [6] (0:11.53)	1:00.01 [6] (0:11.51)	0:48.50 [6] (0:11.54)	0:36.96 [7] (0:11.69)	0:25.27 [7] (0:12.11)	0:13.16 [7] (0:13.16)			
Average Speed [km/h]	36.1	61.3	63.9	62.4	62.8	62.3	61.9	59.6	54.6			
Top Speed [km/h]	58.5	64.3	65.9	63.2	63.5	63.2	63.6	60.8	57.4			
Avg. Dist. to Rail [m]	5.4	1.1	0.7	1.5	0.3	0.4	1.0	2.4	2.7			
Avg. Stride Freq. [Hz]	2.2	2.4	2.4	2.3	2.3	2.3	2.3	2.3	2.2			
Avg. Stride Length [m]	4.7	7.2	7.4	7.5	7.6	7.5	7.4	7.2	7.0			



- [ ] Ranking at each section and finish
- .-.- No data available at this section
- NA No data available