

Track Rating: Good 4, Weather: Showery, Rail Position: +3m 1800m-350m with a 3m cutaway; True in the Straight

Section		Overall	1000m	800m	600m	400m	200m	Last 600m					
Field Times		1:03.73 (0:08.11)	0:55.62 (0:10.73)	0:44.89 (0:10.69)	0:34.20 (0:11.22)	0:22.98 (0:11.29)	0:11.69 (0:11.69)	0:34.20					
Rank	TAB	Horse/Jockey	Barrier	Top Speed [km/h]	Fastest Section	Margin	Distance Travelled [m]						
1	4	BOHO BEAUTY Sean Cormack	11	70.0 1000m	0:08.19 Overall	1:03.73 [1] (0:08.19)	0:55.54 [3] (0:10.65)	0:44.89 [1] (0:10.69)	0:34.20 [1] (0:11.22)	0:22.98 [1] (0:11.29)	0:11.69 [1] (0:11.69)	1:03.73	0:34.20
2	3	ALL STARS Jag Guthmann-Chester	5	67.8 1000m	0:08.17 Overall	1:04.04 [2] (0:08.17)	0:55.87 [2] (0:10.80)	0:45.07 [2] (0:10.96)	0:34.11 [2] (0:11.07)	0:23.04 [2] (0:11.33)	0:11.71 [3] (0:11.71)	1.8L	0:34.11 -7
3	5	MYSTERIOUS ART Robbie Fradd	3	68.8 800m	0:08.50 Overall	1:04.05 [3] (0:08.50)	0:55.55 [6] (0:11.02)	0:44.53 [7] (0:10.79)	0:33.74 [6] (0:10.99)	0:22.75 [4] (0:11.09)	0:11.66 [4] (0:11.66)	1.9L	0:33.74 -2
4	7	PREDICTABLE MISS Jon Grisedale	10	68.6 1000m	0:08.33 Overall	1:04.13 [4] (0:08.33)	0:55.80 [4] (0:10.88)	0:44.92 [4] (0:10.87)	0:34.05 [3] (0:11.06)	0:22.99 [3] (0:11.18)	0:11.81 [2] (0:11.81)	2.3L	0:34.05 -5
5	10	LUCIFER'S REWARD Lani Allen	2	68.9 800m	0:08.56 Overall	1:04.24 [5] (0:08.56)	0:55.68 [7] (0:10.96)	0:44.72 [6] (0:10.87)	0:33.85 [5] (0:11.32)	0:22.53 [6] (0:10.90)	0:11.63 [5] (0:11.63)	2.8L	0:33.85 -8
6	9	MASTER RED Jason Taylor	7	68.8 1000m	0:08.72 Overall	1:04.49 [6] (0:08.72)	0:55.77 [8] (0:10.85)	0:44.92 [8] (0:10.81)	0:34.11 [8] (0:11.23)	0:22.88 [7] (0:10.99)	0:11.89 [7] (0:11.89)	4.3L	0:34.11 -3
7	6	ZA HIDDEN DRAGON Yvette Lewis	4	69.2 800m	0:08.11 Overall	1:04.80 [7] (0:08.11)	0:56.69 [1] (0:10.87)	0:45.82 [3] (0:11.14)	0:34.68 [4] (0:11.30)	0:23.38 [5] (0:11.17)	0:12.21 [6] (0:12.21)	6.1L	0:34.68 -10
8	8	SIP IT SLOW Olivia Kendal	9	68.7 800m	0:08.39 Overall	1:05.40 [8] (0:08.39)	0:57.01 [5] (0:10.83)	0:46.18 [5] (0:11.16)	0:35.02 [7] (0:11.62)	0:23.40 [8] (0:11.33)	0:12.07 [8] (0:12.07)	9.4L	0:35.02 -6

Scratched: Tanker (#1), Swan Island (#2), Controlocracy (#11)



Horse/Jockey Name	Boho Beauty
Final Rank	1
Fastest Section Time (Section)	0:08.19 (Overall)
Top Speed [km/h] (Section)	70.0 (1000m)
Race State	Finished



Aquis Park Gold Coast QLD Professional

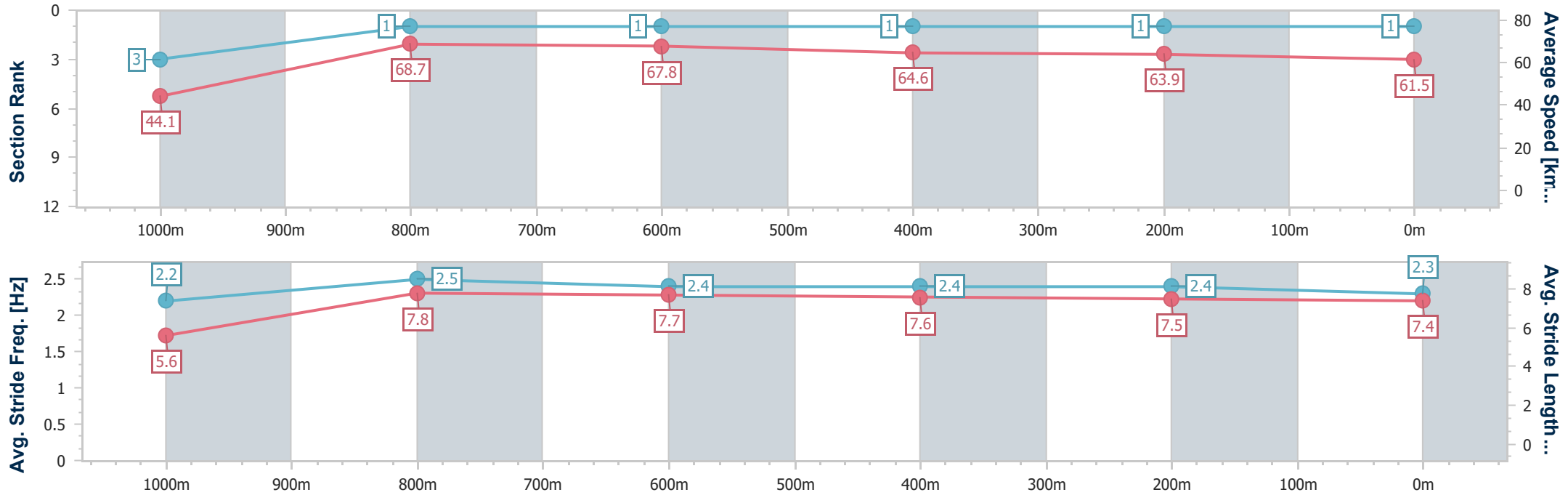
Race 7: The Be Proactive BM65 Handicap - 1100m



12 November 2022 - 16:09

Track Rating: Good 4, Weather: Showery, Rail Position: +3m 1800m
-350m with a 3m cutaway; True in the Straight

Section	Overall	1000m	800m	600m	400m	200m
Section Times	1:03.73 [1] (0:08.19)	0:55.54 [3] (0:10.65)	0:44.89 [1] (0:10.69)	0:34.20 [1] (0:11.22)	0:22.98 [1] (0:11.29)	0:11.69 [1] (0:11.69)
Average Speed [km/h]	44.1	68.7	67.8	64.6	63.9	61.5
Top Speed [km/h]	65.8	70.0	69.9	66.5	65.6	63.3
Avg. Dist. to Rail [m]	7.0	3.0	1.8	1.3	1.9	3.1
Avg. Stride Freq. [Hz]	2.2	2.5	2.4	2.4	2.4	2.3
Avg. Stride Length [m]	5.6	7.8	7.7	7.6	7.5	7.4



- [] Ranking at each section and finish
- .-.- No data available at this section
- NA No data available



Horse/Jockey Name	All Stars
Final Rank	2
Fastest Section Time (Section)	0:08.17 (Overall)
Top Speed [km/h] (Section)	67.8 (1000m)
Race State	Finished



Aquis Park Gold Coast QLD Professional

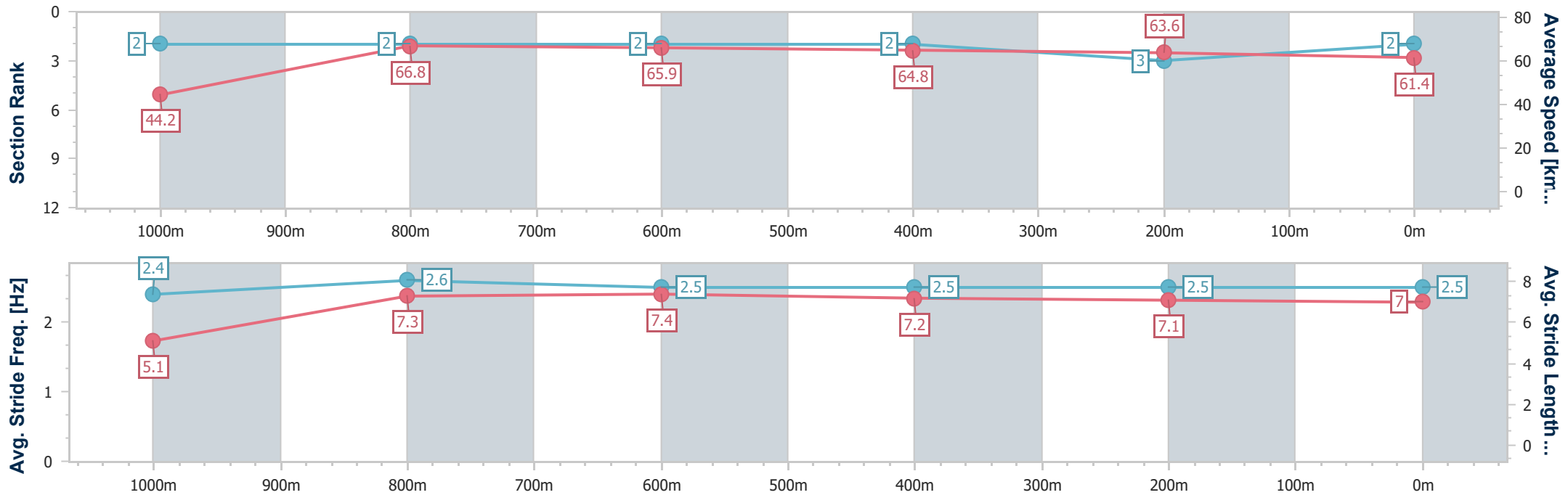
Race 7: The Be Proactive BM65 Handicap - 1100m



12 November 2022 - 16:09

Track Rating: Good 4, Weather: Showery, Rail Position: +3m 1800m
-350m with a 3m cutaway; True in the Straight

Section	Overall	1000m	800m	600m	400m	200m									
Section Times	1:04.04 [2] (0:08.17)	0:55.87 [2] (0:10.80)	0:45.07 [2] (0:10.96)	0:34.11 [2] (0:11.07)	0:23.04 [2] (0:11.33)	0:11.71 [3] (0:11.71)									
Average Speed [km/h]	44.2	66.8	65.9	64.8	63.6	61.4									
Top Speed [km/h]	65.5	67.8	67.6	66.0	64.7	62.7									
Avg. Dist. to Rail [m]	3.3	0.4	0.5	0.6	0.8	4.1									
Avg. Stride Freq. [Hz]	2.4	2.6	2.5	2.5	2.5	2.5									
Avg. Stride Length [m]	5.1	7.3	7.4	7.2	7.1	7.0									



- [] Ranking at each section and finish
- .-.- No data available at this section
- NA No data available



Horse/Jockey Name	Mysterious Art
Final Rank	3
Fastest Section Time (Section)	0:08.50 (Overall)
Top Speed [km/h] (Section)	68.8 (800m)
Race State	Finished



Aquis Park Gold Coast QLD Professional

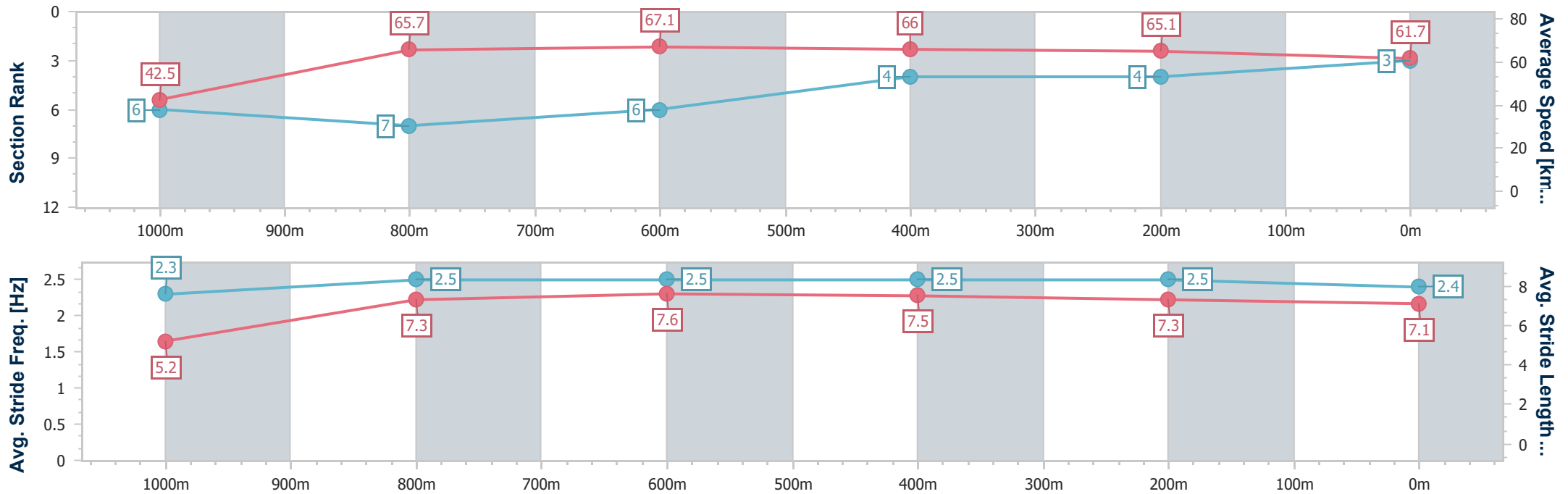
Race 7: The Be Proactive BM65 Handicap - 1100m



12 November 2022 - 16:09

Track Rating: Good 4, Weather: Showery, Rail Position: +3m 1800m
-350m with a 3m cutaway; True in the Straight

Section	Overall	1000m	800m	600m	400m	200m
Section Times	1:04.05 [3] (0:08.50)	0:55.55 [6] (0:11.02)	0:44.53 [7] (0:10.79)	0:33.74 [6] (0:10.99)	0:22.75 [4] (0:11.09)	0:11.66 [4] (0:11.66)
Average Speed [km/h]	42.5	65.7	67.1	66.0	65.1	61.7
Top Speed [km/h]	62.3	67.5	68.8	66.6	66.6	64.6
Avg. Dist. to Rail [m]	2.2	1.3	1.3	1.2	2.8	7.1
Avg. Stride Freq. [Hz]	2.3	2.5	2.5	2.5	2.5	2.4
Avg. Stride Length [m]	5.2	7.3	7.6	7.5	7.3	7.1



- [] Ranking at each section and finish
- .-.- No data available at this section
- NA No data available



Horse/Jockey Name	Predictable Miss
Final Rank	4
Fastest Section Time (Section)	0:08.33 (Overall)
Top Speed [km/h] (Section)	68.6 (1000m)
Race State	Finished



Aquis Park Gold Coast QLD Professional

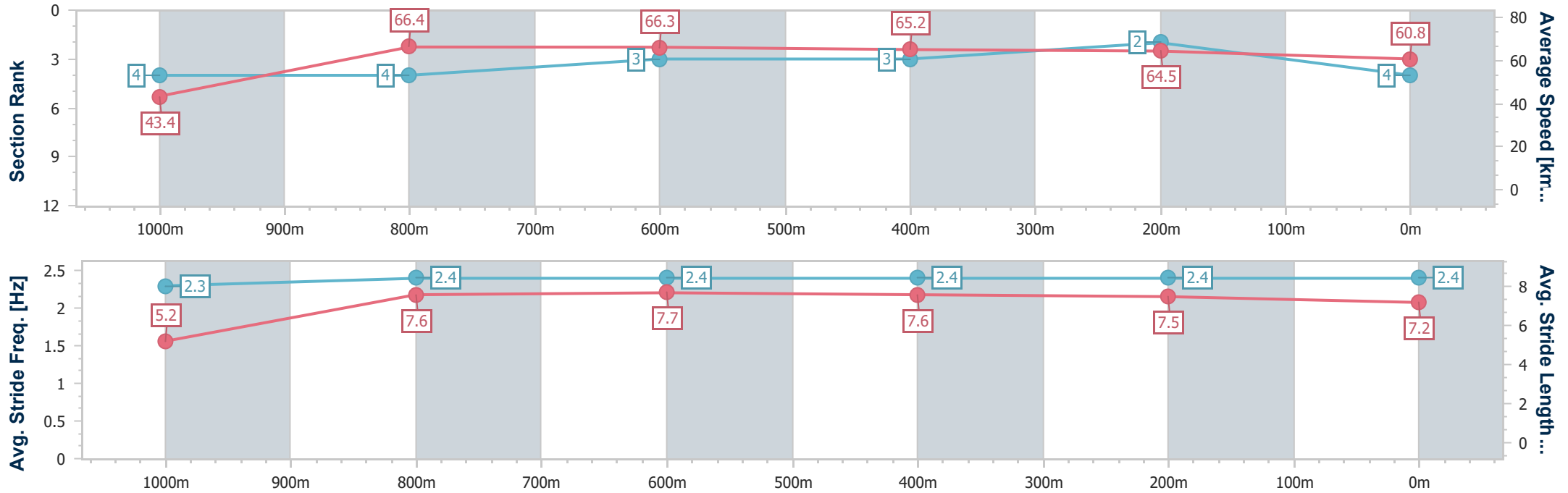
Race 7: The Be Proactive BM65 Handicap - 1100m



12 November 2022 - 16:09

Track Rating: Good 4, Weather: Showery, Rail Position: +3m 1800m
-350m with a 3m cutaway; True in the Straight

Section	Overall	1000m	800m	600m	400m	200m
Section Times	1:04.13 [4] (0:08.33)	0:55.80 [4] (0:10.88)	0:44.92 [4] (0:10.87)	0:34.05 [3] (0:11.06)	0:22.99 [3] (0:11.18)	0:11.81 [2] (0:11.81)
Average Speed [km/h]	43.4	66.4	66.3	65.2	64.5	60.8
Top Speed [km/h]	63.5	68.6	68.6	66.6	66.0	63.7
Avg. Dist. to Rail [m]	5.4	0.8	0.4	0.5	1.3	5.0
Avg. Stride Freq. [Hz]	2.3	2.4	2.4	2.4	2.4	2.4
Avg. Stride Length [m]	5.2	7.6	7.7	7.6	7.5	7.2



- [] Ranking at each section and finish
- .-.- No data available at this section
- NA No data available



Horse/Jockey Name	Lucifer's Reward
Final Rank	5
Fastest Section Time (Section)	0:08.56 (Overall)
Top Speed [km/h] (Section)	68.9 (800m)
Race State	Finished



Aquis Park Gold Coast QLD Professional

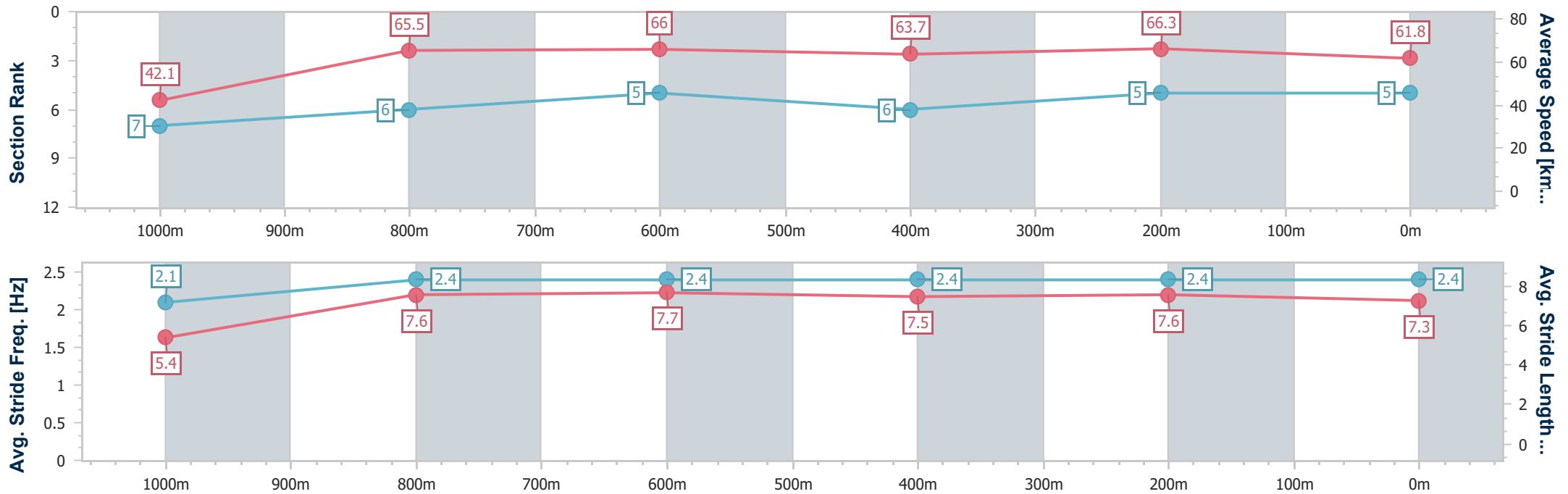
Race 7: The Be Proactive BM65 Handicap - 1100m



12 November 2022 - 16:09

Track Rating: Good 4, Weather: Showery, Rail Position: +3m 1800m
-350m with a 3m cutaway; True in the Straight

Section	Overall	1000m	800m	600m	400m	200m
Section Times	1:04.24 [5] (0:08.56)	0:55.68 [7] (0:10.96)	0:44.72 [6] (0:10.87)	0:33.85 [5] (0:11.32)	0:22.53 [6] (0:10.90)	0:11.63 [5] (0:11.63)
Average Speed [km/h]	42.1	65.5	66.0	63.7	66.3	61.8
Top Speed [km/h]	64.2	67.2	68.9	65.5	68.4	64.1
Avg. Dist. to Rail [m]	0.8	0.7	1.0	0.5	2.0	2.4
Avg. Stride Freq. [Hz]	2.1	2.4	2.4	2.4	2.4	2.4
Avg. Stride Length [m]	5.4	7.6	7.7	7.5	7.6	7.3



- [] Ranking at each section and finish
- .-.- No data available at this section
- NA No data available



Horse/Jockey Name	Master Red
Final Rank	6
Fastest Section Time (Section)	0:08.72 (Overall)
Top Speed [km/h] (Section)	68.8 (1000m)
Race State	Finished



Aquis Park Gold Coast QLD Professional

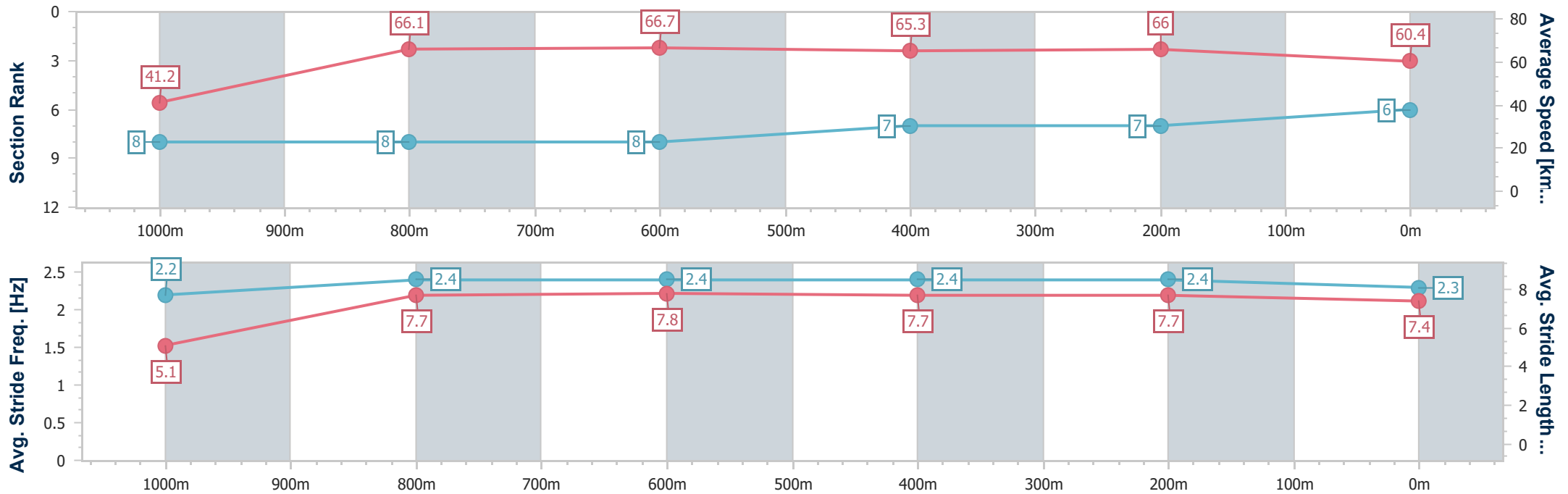
Race 7: The Be Proactive BM65 Handicap - 1100m



12 November 2022 - 16:09

Track Rating: Good 4, Weather: Showery, Rail Position: +3m 1800m
-350m with a 3m cutaway; True in the Straight

Section	Overall	1000m	800m	600m	400m	200m
Section Times	1:04.49 [6] (0:08.72)	0:55.77 [8] (0:10.85)	0:44.92 [8] (0:10.81)	0:34.11 [8] (0:11.23)	0:22.88 [7] (0:10.99)	0:11.89 [7] (0:11.89)
Average Speed [km/h]	41.2	66.1	66.7	65.3	66.0	60.4
Top Speed [km/h]	60.9	68.8	68.8	66.5	67.4	63.7
Avg. Dist. to Rail [m]	2.9	0.9	0.7	3.4	5.5	9.1
Avg. Stride Freq. [Hz]	2.2	2.4	2.4	2.4	2.4	2.3
Avg. Stride Length [m]	5.1	7.7	7.8	7.7	7.7	7.4



- [] Ranking at each section and finish
- :-:- No data available at this section
- NA No data available



Horse/Jockey Name	Za Hidden Dragon
Final Rank	7
Fastest Section Time (Section)	0:08.11 (Overall)
Top Speed [km/h] (Section)	69.2 (800m)
Race State	Finished



Aquis Park Gold Coast QLD Professional

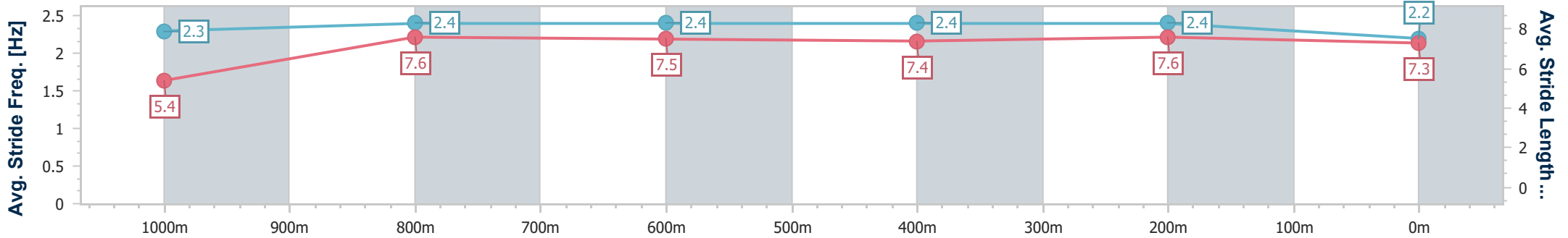
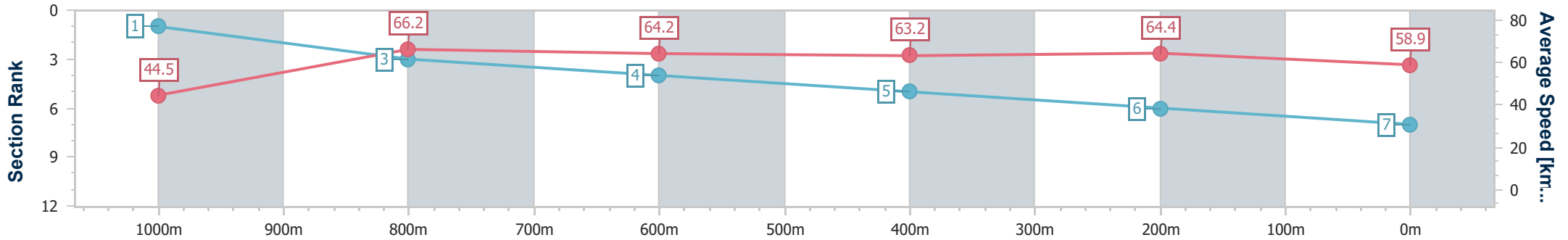
Race 7: The Be Proactive BM65 Handicap - 1100m



12 November 2022 - 16:09

Track Rating: Good 4, Weather: Showery, Rail Position: +3m 1800m
-350m with a 3m cutaway; True in the Straight

Section	Overall	1000m	800m	600m	400m	200m
Section Times	1:04.80 [7] (0:08.11)	0:56.69 [1] (0:10.87)	0:45.82 [3] (0:11.14)	0:34.68 [4] (0:11.30)	0:23.38 [5] (0:11.17)	0:12.21 [6] (0:12.21)
Average Speed [km/h]	44.5	66.2	64.2	63.2	64.4	58.9
Top Speed [km/h]	64.4	68.2	69.2	65.2	67.0	62.8
Avg. Dist. to Rail [m]	2.9	0.5	1.9	1.4	1.1	2.4
Avg. Stride Freq. [Hz]	2.3	2.4	2.4	2.4	2.4	2.2
Avg. Stride Length [m]	5.4	7.6	7.5	7.4	7.6	7.3



- [] Ranking at each section and finish
- .-.- No data available at this section
- NA No data available



Horse/Jockey Name	Sip It Slow
Final Rank	8
Fastest Section Time (Section)	0:08.39 (Overall)
Top Speed [km/h] (Section)	68.7 (800m)
Race State	Finished



Aquis Park Gold Coast QLD Professional

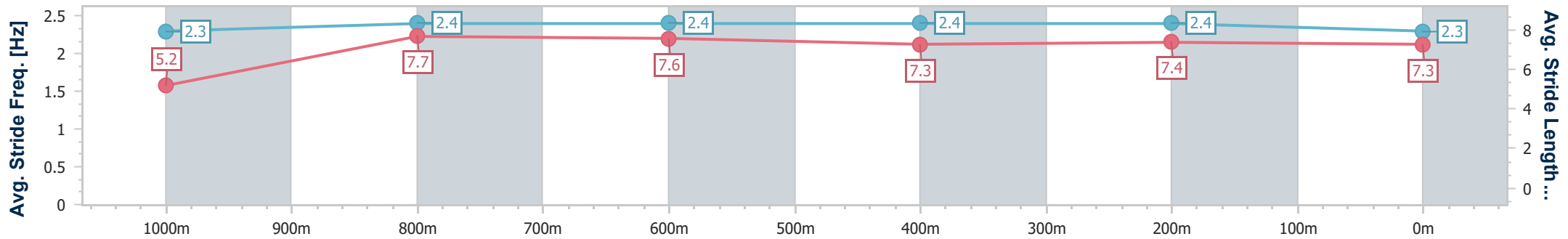
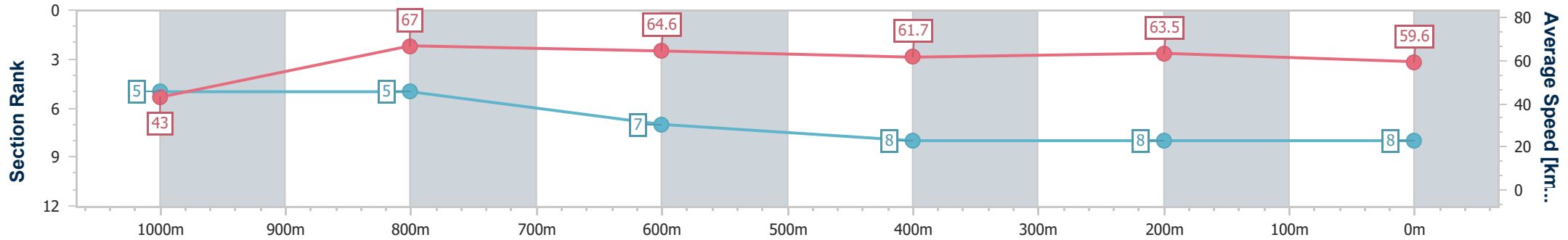
Race 7: The Be Proactive BM65 Handicap - 1100m



12 November 2022 - 16:09

Track Rating: Good 4, Weather: Showery, Rail Position: +3m 1800m
-350m with a 3m cutaway; True in the Straight

Section	Overall	1000m	800m	600m	400m	200m
Section Times	1:05.40 [8] (0:08.39)	0:57.01 [5] (0:10.83)	0:46.18 [5] (0:11.16)	0:35.02 [7] (0:11.62)	0:23.40 [8] (0:11.33)	0:12.07 [8] (0:12.07)
Average Speed [km/h]	43.0	67.0	64.6	61.7	63.5	59.6
Top Speed [km/h]	65.2	68.7	68.7	64.6	65.7	62.7
Avg. Dist. to Rail [m]	4.8	1.6	0.4	0.4	2.6	0.4
Avg. Stride Freq. [Hz]	2.3	2.4	2.4	2.4	2.4	2.3
Avg. Stride Length [m]	5.2	7.7	7.6	7.3	7.4	7.3



- [] Ranking at each section and finish
- .-.- No data available at this section
- NA No data available