



Aquis Park Gold Coast QLD Professional
Race 8: SUMMER CARNIVAL ON SALE SUMMER PROVINCIAL SPRINT
SERIES - HEAT - BENCHMARK 70 Handicap - 1100m
12 November 2022 - 16:45



Track Rating: Good 4, Weather: Showery, Rail Position: +3m 1800m-350m with a 3m cutaway; True in the Straight

Section													
Field Times		Overall	1000m	800m	600m	400m	200m	Last 600m					
		1:03.52 (0:08.08)	0:55.44 (0:10.63)	0:44.81 (0:10.58)	0:34.23 (0:11.25)	0:22.98 (0:11.20)	0:11.78 (0:11.78)	0:34.23					
Rank	TAB	Horse/Jockey	Barrier	Top Speed [km/h]	Fastest Section						Margin	Distance Travelled [m]	
1	6	COSSIE Yvette Lewis	11	72.2 1000m	0:08.08 Overall	1:03.52 [1] (0:08.08)	0:55.44 [1] (0:10.63)	0:44.81 [1] (0:10.58)	0:34.23 [1] (0:11.25)	0:22.98 [1] (0:11.20)	0:11.78 [1] (0:11.78)	1:03.52	0:34.23
2	7	WINTER RAIN Montanna Savva	14	70.9 800m	0:08.53 Overall	1:03.64 [2] (0:08.53)	0:55.11 [7] (0:10.87)	0:44.24 [6] (0:10.41)	0:33.83 [5] (0:11.06)	0:22.77 [5] (0:11.08)	0:11.69 [3] (0:11.69)	0.5L	0:33.83 +0
3	1	ONE STRYKE Paul Hammersley	1	69.9 800m	0:08.16 Overall	1:03.78 [3] (0:08.16)	0:55.62 [2] (0:10.92)	0:44.70 [3] (0:10.70)	0:34.00 [4] (0:11.08)	0:22.92 [4] (0:11.10)	0:11.82 [4] (0:11.82)	1.3L	0:34.00 -1
4	9	KNOCKKNEE Sean Cormack	8	69.7 1000m	0:08.43 Overall	1:03.91 [4] (0:08.43)	0:55.48 [6] (0:10.98)	0:44.50 [7] (0:10.70)	0:33.80 [8] (0:10.79)	0:23.01 [7] (0:11.11)	0:11.90 [5] (0:11.90)	2.1L	0:33.80 -5
5	8	APPLE TART Anthony Allen	10	71.1 1000m	0:09.10 Overall	1:04.04 [5] (0:09.10)	0:54.94 [8] (0:10.52)	0:44.42 [8] (0:10.47)	0:33.95 [7] (0:10.88)	0:23.07 [8] (0:11.24)	0:11.83 [7] (0:11.83)	2.9L	0:33.95 -5
6	5	SWAN ISLAND Olivia Kendal	4	69.4 800m	0:08.28 Overall	1:04.14 [6] (0:08.28)	0:55.86 [4] (0:10.98)	0:44.88 [5] (0:10.61)	0:34.27 [6] (0:11.01)	0:23.26 [6] (0:11.21)	0:12.05 [6] (0:12.05)	3.4L	0:34.27 -3
7	4	KING OF THE DESERT Luke Dittman	6	69.7 1000m	0:08.17 Overall	1:04.27 [7] (0:08.17)	0:56.10 [3] (0:10.65)	0:45.45 [2] (0:10.74)	0:34.71 [2] (0:11.11)	0:23.60 [2] (0:11.25)	0:12.35 [2] (0:12.35)	4.2L	0:34.71 -3
8	2	TANKER Robbie Fradd	7	70.6 800m	0:08.31 Overall	1:04.57 [8] (0:08.31)	0:56.26 [5] (0:10.82)	0:45.44 [4] (0:10.54)	0:34.90 [3] (0:11.10)	0:23.80 [3] (0:11.55)	0:12.25 [8] (0:12.25)	5.7L	0:34.90 -1

Scratched: Abdicating (#3), Boho Beauty (#10), Predictable Miss (#11), Crack Of Doom (#12), Za Hidden Dragon (#13), Master Red (#14)



Horse/Jockey Name	Cossie
Final Rank	1
Fastest Section Time (Section)	0:08.08 (Overall)
Top Speed [km/h] (Section)	72.2 (1000m)
Race State	Finished



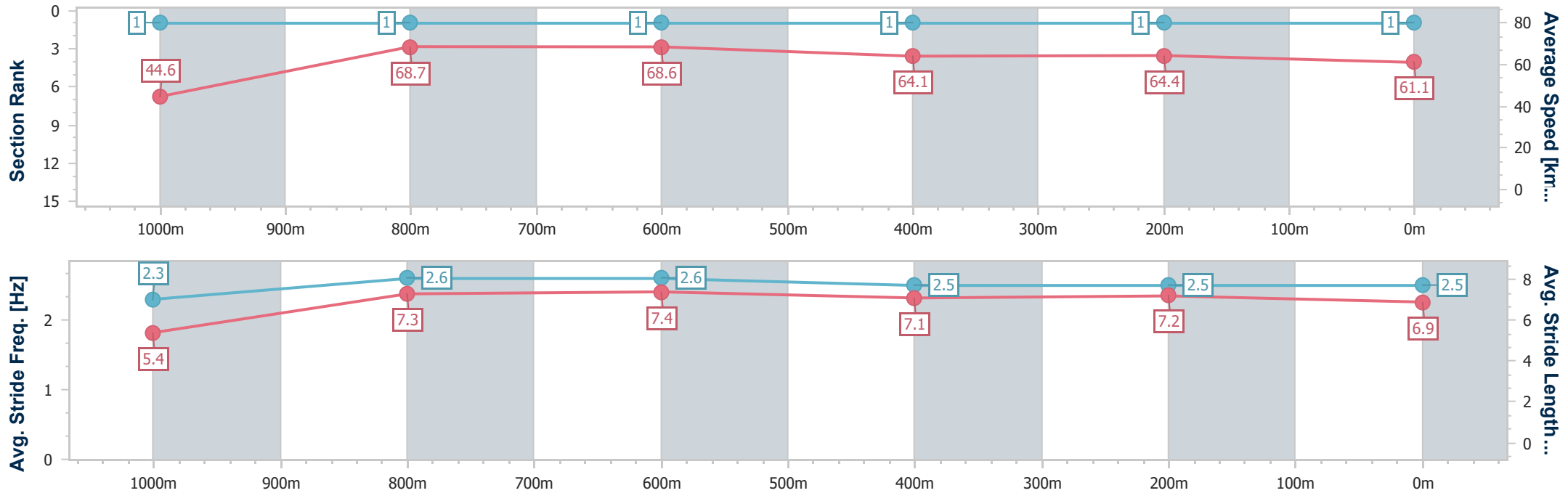
Aquis Park Gold Coast QLD Professional
Race 8: SUMMER CARNIVAL ON SALE SUMMER PROVINCIAL SPRINT SERIES - HEAT - BENCHMARK 70 Handicap - 1100m



12 November 2022 - 16:45

Track Rating: Good 4, Weather: Showery, Rail Position: +3m 1800m
 -350m with a 3m cutaway; True in the Straight

Section	Overall	1000m	800m	600m	400m	200m
Section Times	1:03.52 [1] (0:08.08)	0:55.44 [1] (0:10.63)	0:44.81 [1] (0:10.58)	0:34.23 [1] (0:11.25)	0:22.98 [1] (0:11.20)	0:11.78 [1] (0:11.78)
Average Speed [km/h]	44.6	68.7	68.6	64.1	64.4	61.1
Top Speed [km/h]	64.2	72.2	70.6	65.8	65.3	63.5
Avg. Dist. to Rail [m]	5.7	2.6	1.7	0.7	1.0	4.9
Avg. Stride Freq. [Hz]	2.3	2.6	2.6	2.5	2.5	2.5
Avg. Stride Length [m]	5.4	7.3	7.4	7.1	7.2	6.9



- [] Ranking at each section and finish
- .-.- No data available at this section
- NA No data available



Horse/Jockey Name	Winter Rain
Final Rank	2
Fastest Section Time (Section)	0:08.53 (Overall)
Top Speed [km/h] (Section)	70.9 (800m)
Race State	Finished



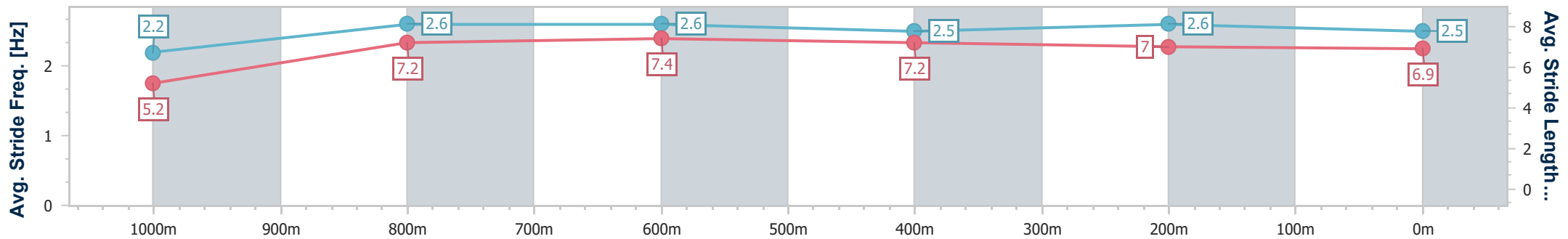
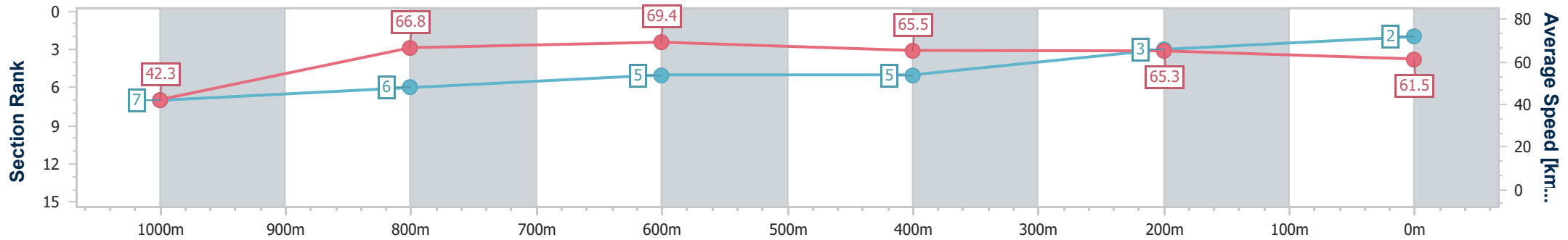
Aquis Park Gold Coast QLD Professional
 Race 8: SUMMER CARNIVAL ON SALE SUMMER PROVINCIAL
 SPRINT SERIES - HEAT - BENCHMARK 70 Handicap - 1100m



12 November 2022 - 16:45

Track Rating: Good 4, Weather: Showery, Rail Position: +3m 1800m
 -350m with a 3m cutaway; True in the Straight

Section	Overall	1000m	800m	600m	400m	200m
Section Times	1:03.64 [2] (0:08.53)	0:55.11 [7] (0:10.87)	0:44.24 [6] (0:10.41)	0:33.83 [5] (0:11.06)	0:22.77 [5] (0:11.08)	0:11.69 [3] (0:11.69)
Average Speed [km/h]	42.3	66.8	69.4	65.5	65.3	61.5
Top Speed [km/h]	61.2	69.7	70.9	67.7	66.4	65.5
Avg. Dist. to Rail [m]	6.3	1.3	0.7	1.2	3.8	6.4
Avg. Stride Freq. [Hz]	2.2	2.6	2.6	2.5	2.6	2.5
Avg. Stride Length [m]	5.2	7.2	7.4	7.2	7.0	6.9



- [] Ranking at each section and finish
- .-.- No data available at this section
- NA No data available



Horse/Jockey Name	One Stryke
Final Rank	3
Fastest Section Time (Section)	0:08.16 (Overall)
Top Speed [km/h] (Section)	69.9 (800m)
Race State	Finished



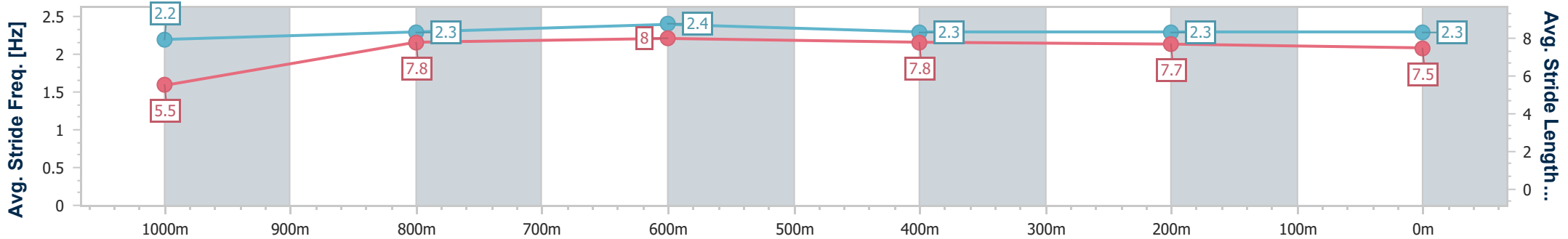
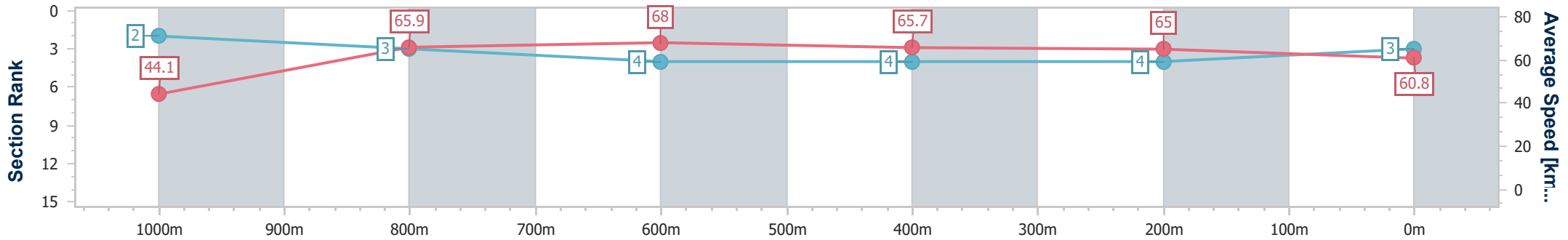
Aquis Park Gold Coast QLD Professional
 Race 8: SUMMER CARNIVAL ON SALE SUMMER PROVINCIAL SPRINT SERIES - HEAT - BENCHMARK 70 Handicap - 1100m



12 November 2022 - 16:45

Track Rating: Good 4, Weather: Showery, Rail Position: +3m 1800m
 -350m with a 3m cutaway; True in the Straight

Section	Overall	1000m	800m	600m	400m	200m
Section Times	1:03.78 [3] (0:08.16)	0:55.62 [2] (0:10.92)	0:44.70 [3] (0:10.70)	0:34.00 [4] (0:11.08)	0:22.92 [4] (0:11.10)	0:11.82 [4] (0:11.82)
Average Speed [km/h]	44.1	65.9	68.0	65.7	65.0	60.8
Top Speed [km/h]	65.0	68.4	69.9	67.5	66.3	64.0
Avg. Dist. to Rail [m]	1.3	0.7	3.1	2.2	2.2	6.0
Avg. Stride Freq. [Hz]	2.2	2.3	2.4	2.3	2.3	2.3
Avg. Stride Length [m]	5.5	7.8	8.0	7.8	7.7	7.5



- [] Ranking at each section and finish
- .-.- No data available at this section
- NA No data available



Horse/Jockey Name	Knockknee
Final Rank	4
Fastest Section Time (Section)	0:08.43 (Overall)
Top Speed [km/h] (Section)	69.7 (1000m)
Race State	Finished



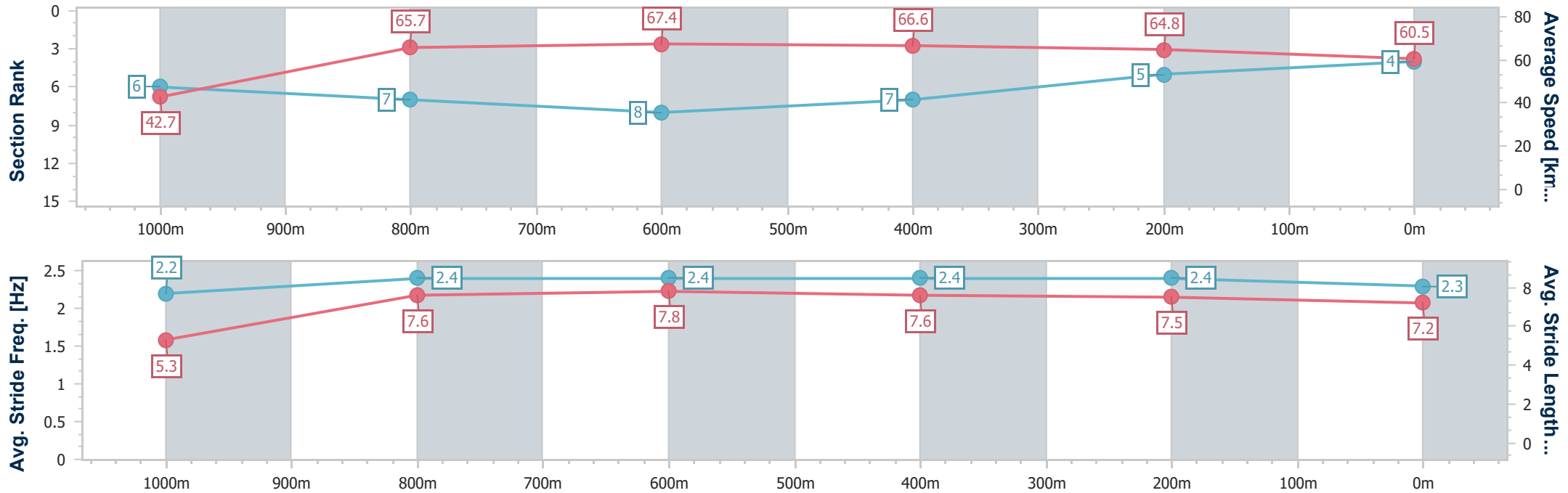
Aquis Park Gold Coast QLD Professional
Race 8: SUMMER CARNIVAL ON SALE SUMMER PROVINCIAL SPRINT SERIES - HEAT - BENCHMARK 70 Handicap - 1100m



12 November 2022 - 16:45

Track Rating: Good 4, Weather: Showery, Rail Position: +3m 1800m
 -350m with a 3m cutaway; True in the Straight

Section	Overall	1000m	800m	600m	400m	200m
Section Times	1:03.91 [4] (0:08.43)	0:55.48 [6] (0:10.98)	0:44.50 [7] (0:10.70)	0:33.80 [8] (0:10.79)	0:23.01 [7] (0:11.11)	0:11.90 [5] (0:11.90)
Average Speed [km/h]	42.7	65.7	67.4	66.6	64.8	60.5
Top Speed [km/h]	60.6	69.7	69.5	69.1	67.3	63.9
Avg. Dist. to Rail [m]	4.0	0.7	0.6	0.8	0.6	3.3
Avg. Stride Freq. [Hz]	2.2	2.4	2.4	2.4	2.4	2.3
Avg. Stride Length [m]	5.3	7.6	7.8	7.6	7.5	7.2



- [] Ranking at each section and finish
- .-.- No data available at this section
- NA No data available



Horse/Jockey Name	Apple Tart
Final Rank	5
Fastest Section Time (Section)	0:09.10 (Overall)
Top Speed [km/h] (Section)	71.1 (1000m)
Race State	Finished



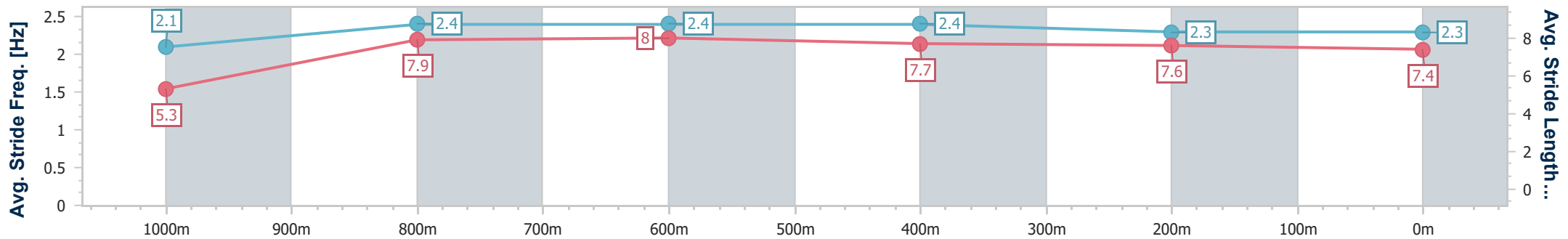
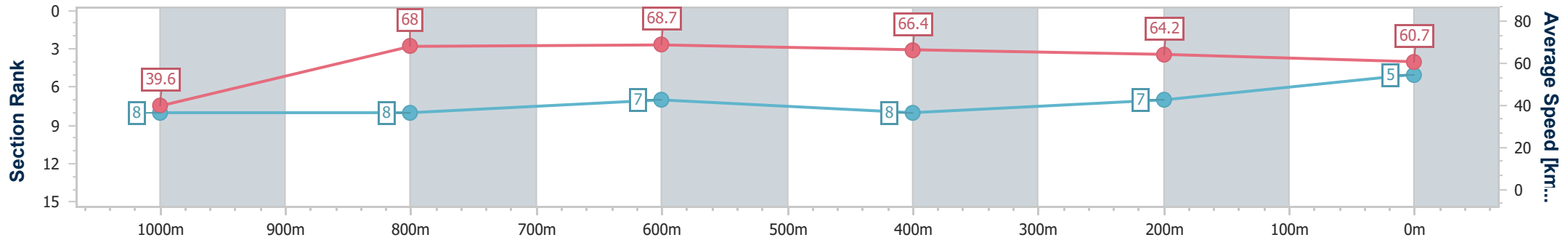
Aquis Park Gold Coast QLD Professional
Race 8: SUMMER CARNIVAL ON SALE SUMMER PROVINCIAL SPRINT SERIES - HEAT - BENCHMARK 70 Handicap - 1100m



12 November 2022 - 16:45

Track Rating: Good 4, Weather: Showery, Rail Position: +3m 1800m
 -350m with a 3m cutaway; True in the Straight

Section	Overall	1000m	800m	600m	400m	200m
Section Times	1:04.04 [5] (0:09.10)	0:54.94 [8] (0:10.52)	0:44.42 [8] (0:10.47)	0:33.95 [7] (0:10.88)	0:23.07 [8] (0:11.24)	0:11.83 [7] (0:11.83)
Average Speed [km/h]	39.6	68.0	68.7	66.4	64.2	60.7
Top Speed [km/h]	65.9	71.1	70.0	68.4	66.1	63.2
Avg. Dist. to Rail [m]	3.4	0.9	0.5	0.5	1.8	6.2
Avg. Stride Freq. [Hz]	2.1	2.4	2.4	2.4	2.3	2.3
Avg. Stride Length [m]	5.3	7.9	8.0	7.7	7.6	7.4



- [] Ranking at each section and finish
- .-.- No data available at this section
- NA No data available



Horse/Jockey Name	Swan Island
Final Rank	6
Fastest Section Time (Section)	0:08.28 (Overall)
Top Speed [km/h] (Section)	69.4 (800m)
Race State	Finished



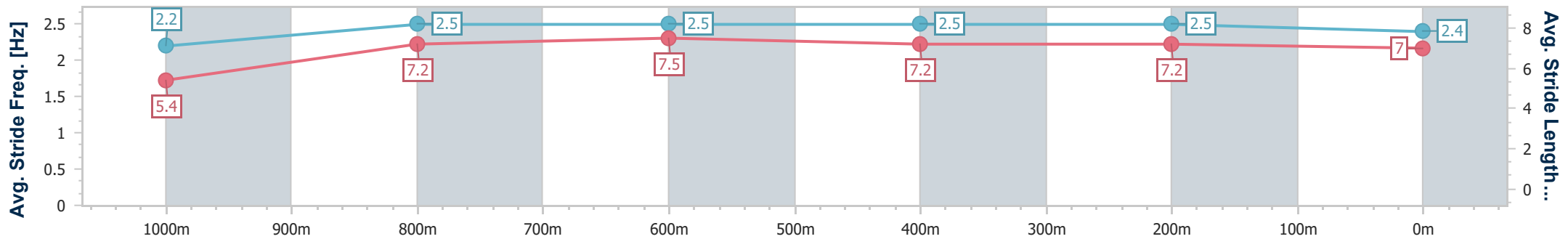
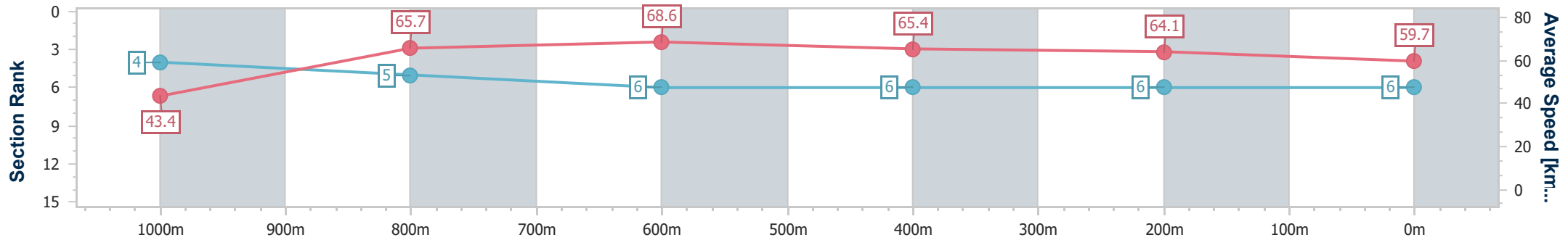
Aquis Park Gold Coast QLD Professional
 Race 8: SUMMER CARNIVAL ON SALE SUMMER PROVINCIAL
 SPRINT SERIES - HEAT - BENCHMARK 70 Handicap - 1100m



12 November 2022 - 16:45

Track Rating: Good 4, Weather: Showery, Rail Position: +3m 1800m
 -350m with a 3m cutaway; True in the Straight

Section	Overall	1000m	800m	600m	400m	200m
Section Times	1:04.14 [6] (0:08.28)	0:55.86 [4] (0:10.98)	0:44.88 [5] (0:10.61)	0:34.27 [6] (0:11.01)	0:23.26 [6] (0:11.21)	0:12.05 [6] (0:12.05)
Average Speed [km/h]	43.4	65.7	68.6	65.4	64.1	59.7
Top Speed [km/h]	63.5	67.6	69.4	67.0	64.8	64.3
Avg. Dist. to Rail [m]	1.5	0.7	2.9	1.2	3.2	0.6
Avg. Stride Freq. [Hz]	2.2	2.5	2.5	2.5	2.5	2.4
Avg. Stride Length [m]	5.4	7.2	7.5	7.2	7.2	7.0



- [] Ranking at each section and finish
- .-.- No data available at this section
- NA No data available



Horse/Jockey Name	King Of The Desert
Final Rank	7
Fastest Section Time (Section)	0:08.17 (Overall)
Top Speed [km/h] (Section)	69.7 (1000m)
Race State	Finished



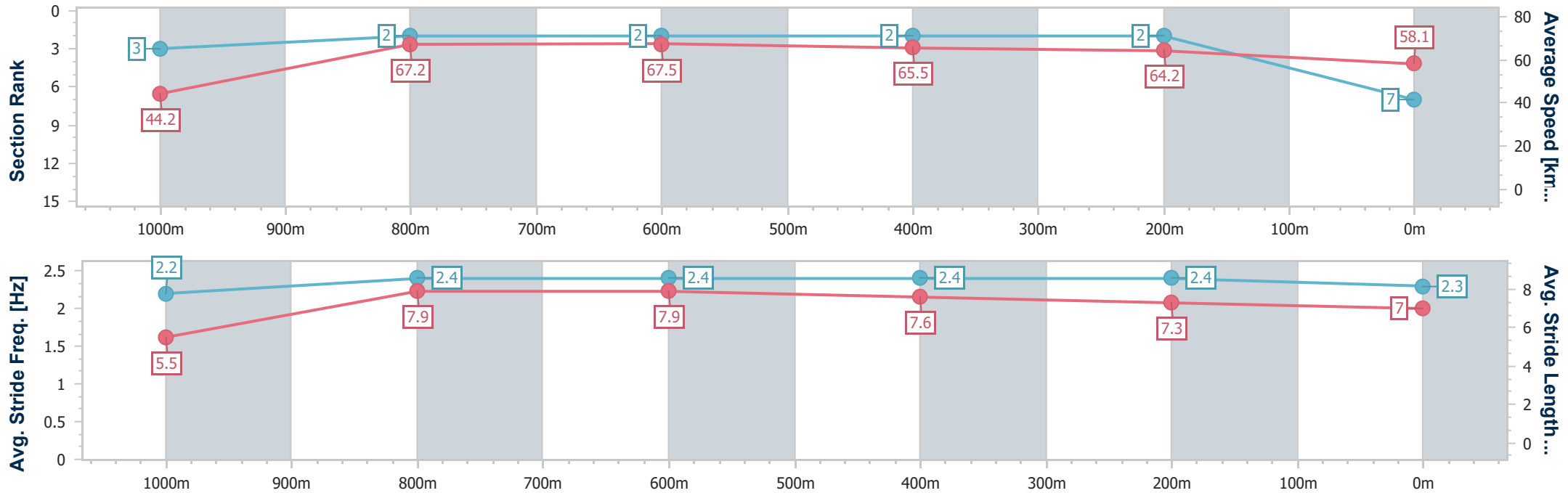
Aquis Park Gold Coast QLD Professional
Race 8: SUMMER CARNIVAL ON SALE SUMMER PROVINCIAL SPRINT SERIES - HEAT - BENCHMARK 70 Handicap - 1100m



12 November 2022 - 16:45

Track Rating: Good 4, Weather: Showery, Rail Position: +3m 1800m
 -350m with a 3m cutaway; True in the Straight

Section	Overall	1000m	800m	600m	400m	200m								
Section Times	1:04.27 [7] (0:08.17)	0:56.10 [3] (0:10.65)	0:45.45 [2] (0:10.74)	0:34.71 [2] (0:11.11)	0:23.60 [2] (0:11.25)	0:12.35 [2] (0:12.35)								
Average Speed [km/h]	44.2	67.2	67.5	65.5	64.2	58.1								
Top Speed [km/h]	64.4	69.7	68.8	67.4	65.3	63.5								
Avg. Dist. to Rail [m]	2.4	0.8	1.4	2.0	1.4	4.6								
Avg. Stride Freq. [Hz]	2.2	2.4	2.4	2.4	2.4	2.3								
Avg. Stride Length [m]	5.5	7.9	7.9	7.6	7.3	7.0								



- [] Ranking at each section and finish
- .-.- No data available at this section
- NA No data available



Horse/Jockey Name	Tanker
Final Rank	8
Fastest Section Time (Section)	0:08.31 (Overall)
Top Speed [km/h] (Section)	70.6 (800m)
Race State	Finished



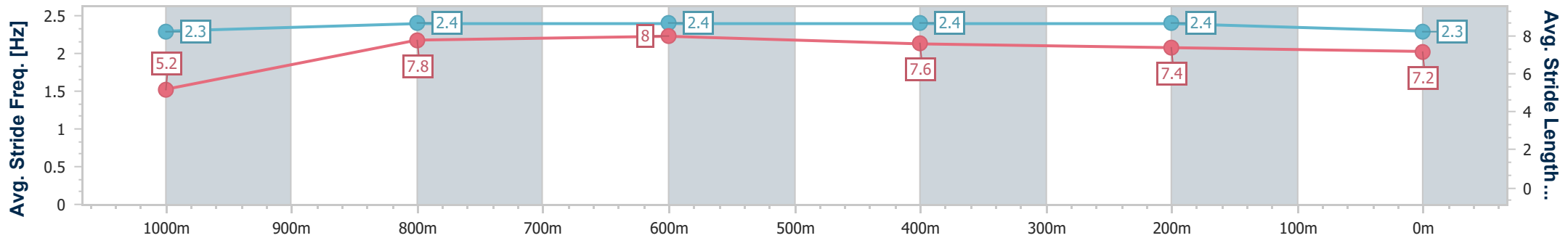
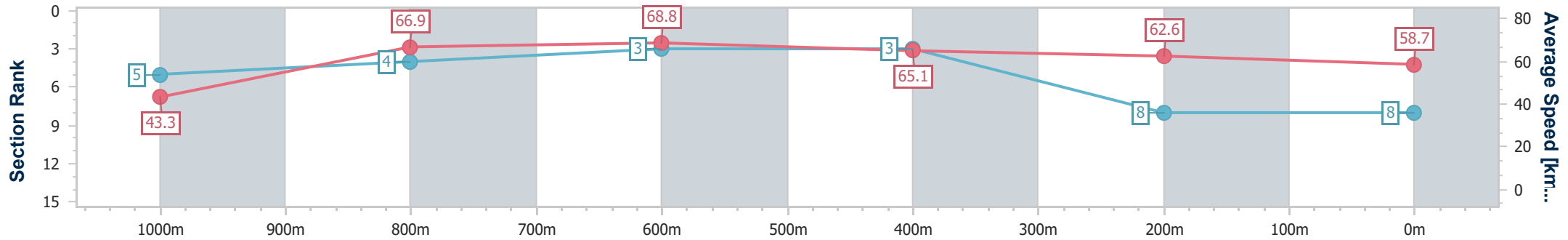
Aquis Park Gold Coast QLD Professional
 Race 8: SUMMER CARNIVAL ON SALE SUMMER PROVINCIAL
 SPRINT SERIES - HEAT - BENCHMARK 70 Handicap - 1100m



12 November 2022 - 16:45

Track Rating: Good 4, Weather: Showery, Rail Position: +3m 1800m
 -350m with a 3m cutaway; True in the Straight

Section	Overall	1000m	800m	600m	400m	200m								
Section Times	1:04.57 [8] (0:08.31)	0:56.26 [5] (0:10.82)	0:45.44 [4] (0:10.54)	0:34.90 [3] (0:11.10)	0:23.80 [3] (0:11.55)	0:12.25 [8] (0:12.25)								
Average Speed [km/h]	43.3	66.9	68.8	65.1	62.6	58.7								
Top Speed [km/h]	62.3	69.5	70.6	68.5	64.0	62.3								
Avg. Dist. to Rail [m]	3.1	0.6	2.3	0.8	2.9	6.0								
Avg. Stride Freq. [Hz]	2.3	2.4	2.4	2.4	2.4	2.3								
Avg. Stride Length [m]	5.2	7.8	8.0	7.6	7.4	7.2								



- [] Ranking at each section and finish
- .-.- No data available at this section
- NA No data available