

Track Rating: GOOD (4), Weather: Fine - (night racing), Rail Position: 8 METRES ENTIRE COURSE

Section		Overall										Last 600m	
Field Times		1:12.53										0:36.23	
		(0:13.47)										(0:11.06)	
		(0:11.77)										(0:11.96)	
		(0:11.92)										(0:12.35)	
Rank	TAB	Horse/Jockey	Barrier	Top Speed [km/h]	Fastest Section	Overall	1000m	800m	600m	400m	200m	Margin	Distance Travelled [m]
1	14	SUNSET SOIREE	2	65.7	0:11.31	1:12.53 [1]	0:58.55 [7]	0:47.24 [7]	0:35.56 [7]	0:23.77 [5]	0:12.25 [2]	1:12.53	0:35.56
		Kyle Wilson-Taylor		400m	1000m	(0:13.98)	(0:11.31)	(0:11.68)	(0:11.79)	(0:11.52)	(0:12.25)		
2	19	GALLERY MASTER	10	65.7	0:11.45	1:12.99 [2]	0:58.98 [8]	0:47.53 [9]	0:35.81 [9]	0:24.08 [10]	0:12.50 [10]	0.46L	0:35.81 -1
		Mark Du Plessis		1000m	1000m	(0:14.01)	(0:11.45)	(0:11.72)	(0:11.73)	(0:11.58)	(0:12.50)		
3	3	CRYPTO TYCOON	19	65.4	0:11.44	1:13.05 [3]	0:58.70 [11]	0:47.26 [11]	0:35.53 [11]	0:24.08 [8]	0:12.64 [5]	0.52L	0:35.53 +3
		Justin Huxtable		600m	1000m	(0:14.35)	(0:11.44)	(0:11.73)	(0:11.45)	(0:11.44)	(0:12.64)		
4	4	WRITTEN WITH BLOOD	17	65.6	0:11.31	1:13.08 [4]	0:58.88 [10]	0:47.57 [8]	0:35.89 [8]	0:24.14 [9]	0:12.65 [6]	0.55L	0:35.89 +1
		Martin Harley		1000m	1000m	(0:14.20)	(0:11.31)	(0:11.68)	(0:11.75)	(0:11.49)	(0:12.65)		
5	16	LORD LOUISON	11	65.3	0:11.45	1:13.17 [5]	0:58.98 [9]	0:47.53 [10]	0:35.81 [10]	0:23.97 [12]	0:12.48 [11]	0.64L	0:35.81 +0
		Craig Robertson		400m	1000m	(0:14.19)	(0:11.45)	(0:11.72)	(0:11.84)	(0:11.49)	(0:12.48)		
6	11	GRANDCOEUR	1	65.9	0:11.27	1:13.21 [6]	0:59.39 [6]	0:48.12 [6]	0:36.50 [4]	0:24.66 [4]	0:12.83 [3]	0.68L	0:36.50 -3
		Jaden Lloyd		Overall	1000m	(0:13.82)	(0:11.27)	(0:11.62)	(0:11.84)	(0:11.83)	(0:12.83)		
7	10	GISELLE'S GAMBLE	9	64.8	0:11.49	1:13.40 [7]	0:58.92 [12]	0:47.43 [12]	0:35.84 [12]	0:24.26 [11]	0:12.71 [12]	0.87L	0:35.84 -3
		Micheal Hellyer		1000m	1000m	(0:14.48)	(0:11.49)	(0:11.59)	(0:11.58)	(0:11.55)	(0:12.71)		
8	1	EIGHT CYLINDERS	8	66.6	0:11.24	1:13.47 [8]	0:59.76 [5]	0:48.52 [4]	0:36.71 [5]	0:24.75 [5]	0:13.00 [8]	0.94L	0:36.71 +1
		Matthew Powell		1000m	1000m	(0:13.71)	(0:11.24)	(0:11.81)	(0:11.96)	(0:11.75)	(0:13.00)		
9	17	OUTBACK PLAYBOY	13	67.8	0:11.16	1:13.58 [9]	1:00.11 [1]	0:48.95 [2]	0:37.28 [1]	0:25.31 [1]	0:13.40 [1]	1.05L	0:37.28 -2
		Jake Bayliss		Overall	1000m	(0:13.47)	(0:11.16)	(0:11.67)	(0:11.97)	(0:11.91)	(0:13.40)		
10	20	BIG ROCAS	21	64.8	0:11.54	1:13.66 [10]	0:59.14 [13]	0:47.60 [13]	0:35.93 [13]	0:24.31 [13]	0:12.74 [13]	1.13L	0:35.93 -3
		Nathan Thomas		1000m	1000m	(0:14.52)	(0:11.54)	(0:11.67)	(0:11.62)	(0:11.57)	(0:12.74)		

Scratched: Not A Fat Boy (#6), Akashi (#7), Caderas (#9), Island Lady (#12), Gyro Raise (#15), Birdie Belle (#18), My Dog Diesel (#21), Mont Royal (#22), Calathiel (#23)

Track Rating: GOOD (4), Weather: Fine - (night racing), Rail Position: 8 METRES ENTIRE COURSE

Section		Overall	1000m	800m	600m	400m	200m	Last 600m					
Field Times		1:12.53 (0:13.47)	0:59.06 (0:11.06)	0:48.00 (0:11.77)	0:36.23 (0:11.96)	0:24.27 (0:11.92)	0:12.35 (0:12.35)	0:36.23					
Rank	TAB Horse/Jockey	Barrier	Top Speed [km/h]	Fastest Section								Margin	Distance Travelled [m]
11	13 SATASHI Georgina Cartwright	6	67.1	0:11.25	1:13.76 [11]	1:00.21 [3]	0:48.96 [3]	0:37.29 [3]	0:25.31 [3]	0:13.34 [7]	1.23L	0:37.29	-1
			Overall	1000m	(0:13.55)	(0:11.25)	(0:11.67)	(0:11.98)	(0:11.97)	(0:13.34)			
12	8 TORQUE SENSATION Tiffani Brooker	3	67.8	0:10.98	1:13.91 [12]	1:00.36 [2]	0:49.38 [1]	0:37.54 [2]	0:25.65 [2]	0:13.60 [4]	1.38L	0:37.54	-7
			Overall	1000m	(0:13.55)	(0:10.98)	(0:11.84)	(0:11.89)	(0:12.05)	(0:13.60)			
13	5 CONTI Michael Murphy	4	68.6	0:11.35	1:13.94 [13]	1:00.24 [4]	0:48.89 [5]	0:37.09 [6]	0:25.16 [7]	0:13.42 [9]	1.41L	0:37.09	+4
			Overall	1000m	(0:13.70)	(0:11.35)	(0:11.80)	(0:11.93)	(0:11.74)	(0:13.42)			
14	2 VISCOUNT SYDNEY Sean Cormack	12	66.3	0:11.62	1:14.77 [14]	1:00.02 [14]	0:48.40 [14]	0:36.52 [14]	0:24.65 [14]	0:12.66 [14]	2.24L	0:36.52	+2
			Overall	1000m	(0:14.75)	(0:11.62)	(0:11.88)	(0:11.87)	(0:11.99)	(0:12.66)			

Scratched: Not A Fat Boy (#6), Akashi (#7), Caderas (#9), Island Lady (#12), Gyro Raise (#15), Birdie Belle (#18), My Dog Diesel (#21), Mont Royal (#22), Calathiel (#23)



Horse/Jockey Name	Sunset Soiree
Final Rank	1
Fastest Section Time (Section)	0:11.31 (1000m)
Top Speed [km/h] (Section)	65.7 (400m)
Race State	Finished



Sunshine Coast QLD Professional

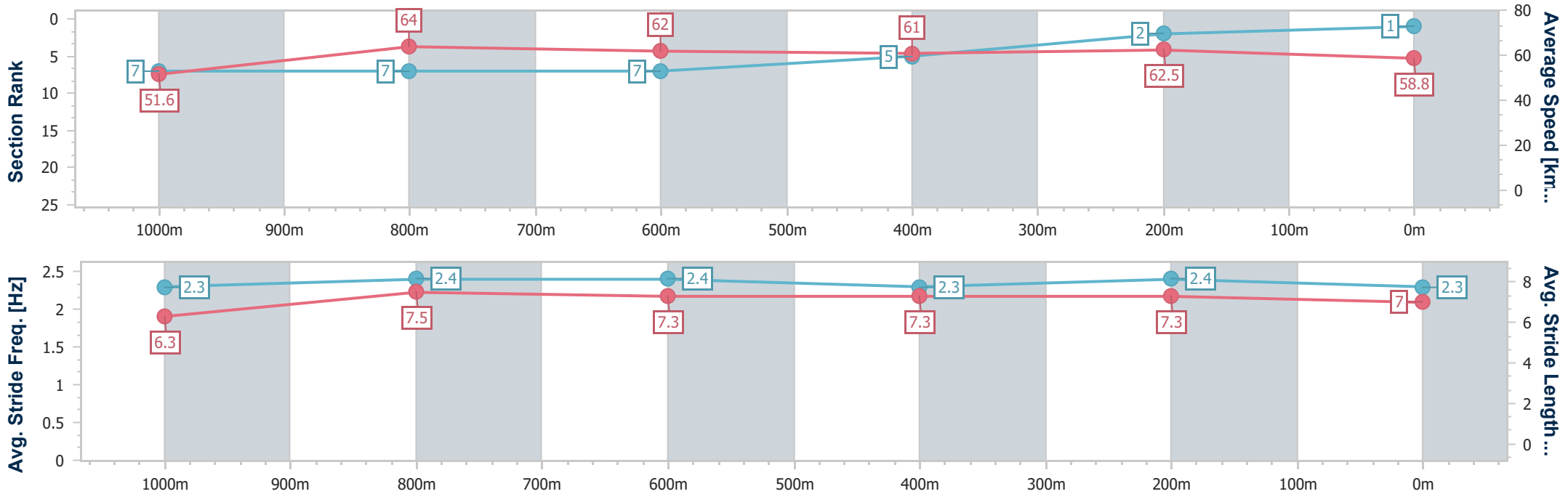
Race 3: JPI LININGS Maiden Handicap - 1200m



16 December 2022 - 18:39

Track Rating: GOOD (4), Weather: Fine - (night racing), Rail Position: 8 METRES ENTIRE COURSE

Section	Overall	1000m	800m	600m	400m	200m
Section Times	1:12.53 [1] (0:13.98)	0:58.55 [7] (0:11.31)	0:47.24 [7] (0:11.68)	0:35.56 [7] (0:11.79)	0:23.77 [5] (0:11.52)	0:12.25 [2] (0:12.25)
Average Speed [km/h]	51.6	64.0	62.0	61.0	62.5	58.8
Top Speed [km/h]	65.2	65.5	63.3	64.3	65.7	60.4
Avg. Dist. to Rail [m]	4.1	2.1	1.1	0.6	0.5	1.5
Avg. Stride Freq. [Hz]	2.3	2.4	2.4	2.3	2.4	2.3
Avg. Stride Length [m]	6.3	7.5	7.3	7.3	7.3	7.0



- [] Ranking at each section and finish
- .-.-.- No data available at this section
- NA No data available



Horse/Jockey Name	Gallery Master
Final Rank	2
Fastest Section Time (Section)	0:11.45 (1000m)
Top Speed [km/h] (Section)	65.7 (1000m)
Race State	Finished



Sunshine Coast QLD Professional

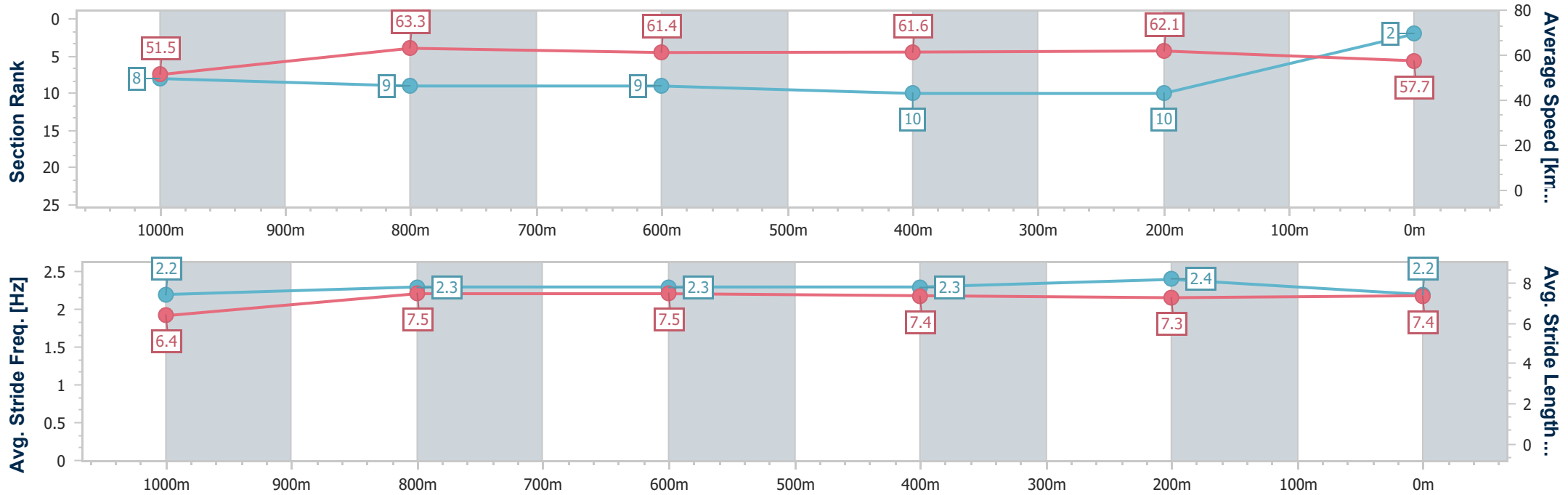
Race 3: JPI LININGS Maiden Handicap - 1200m



16 December 2022 - 18:39

Track Rating: GOOD (4), Weather: Fine - (night racing), Rail Position: 8 METRES ENTIRE COURSE

Section	Overall	1000m	800m	600m	400m	200m
Section Times	1:12.99 [2] (0:14.01)	0:58.98 [8] (0:11.45)	0:47.53 [9] (0:11.72)	0:35.81 [9] (0:11.73)	0:24.08 [10] (0:11.58)	0:12.50 [10] (0:12.50)
Average Speed [km/h]	51.5	63.3	61.4	61.6	62.1	57.7
Top Speed [km/h]	65.4	65.7	62.6	63.0	63.3	60.2
Avg. Dist. to Rail [m]	7.3	2.8	0.5	0.3	5.4	5.5
Avg. Stride Freq. [Hz]	2.2	2.3	2.3	2.3	2.4	2.2
Avg. Stride Length [m]	6.4	7.5	7.5	7.4	7.3	7.4



- [] Ranking at each section and finish
- .-.- No data available at this section
- NA No data available



Horse/Jockey Name	Crypto Tycoon
Final Rank	3
Fastest Section Time (Section)	0:11.44 (1000m)
Top Speed [km/h] (Section)	65.4 (600m)
Race State	Finished



Sunshine Coast QLD Professional

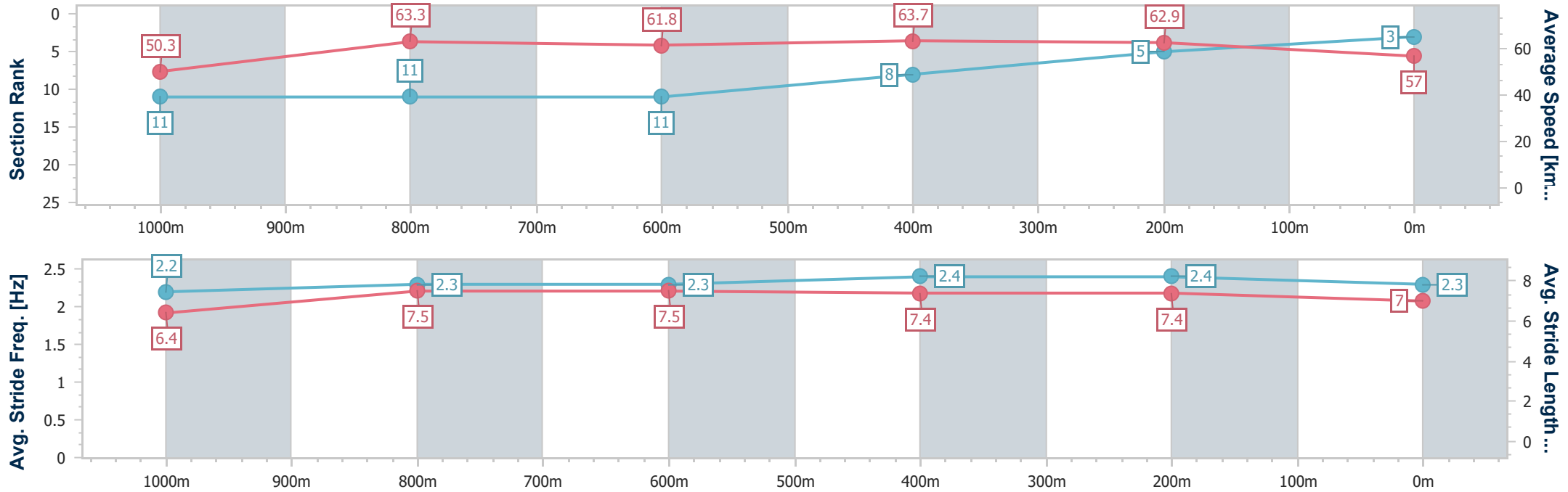
Race 3: JPI LININGS Maiden Handicap - 1200m



16 December 2022 - 18:39

Track Rating: GOOD (4), Weather: Fine - (night racing), Rail Position: 8 METRES ENTIRE COURSE

Section	Overall	1000m	800m	600m	400m	200m
Section Times	1:13.05 [3] (0:14.35)	0:58.70 [11] (0:11.44)	0:47.26 [11] (0:11.73)	0:35.53 [11] (0:11.45)	0:24.08 [8] (0:11.44)	0:12.64 [5] (0:12.64)
Average Speed [km/h]	50.3	63.3	61.8	63.7	62.9	57.0
Top Speed [km/h]	62.7	65.1	63.3	65.4	64.9	59.8
Avg. Dist. to Rail [m]	10.6	2.7	1.2	2.2	6.0	6.3
Avg. Stride Freq. [Hz]	2.2	2.3	2.3	2.4	2.4	2.3
Avg. Stride Length [m]	6.4	7.5	7.5	7.4	7.4	7.0



- [] Ranking at each section and finish
- .-.- No data available at this section
- NA No data available



Horse/Jockey Name	Written With Blood
Final Rank	4
Fastest Section Time (Section)	0:11.31 (1000m)
Top Speed [km/h] (Section)	65.6 (1000m)
Race State	Finished



Sunshine Coast QLD Professional

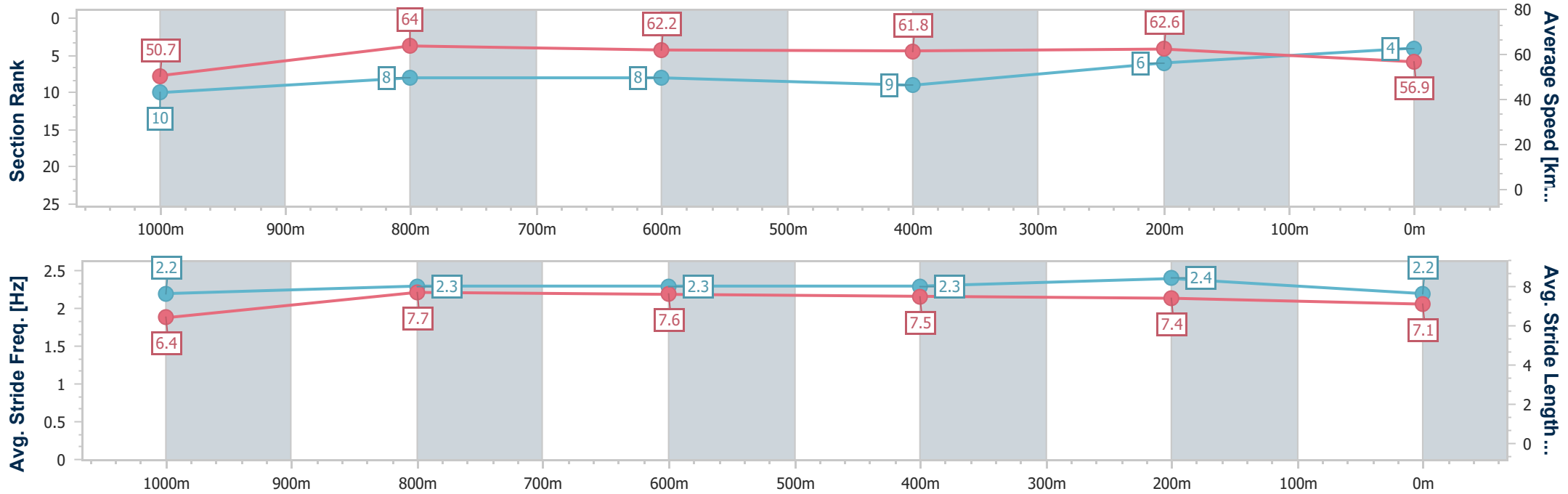
Race 3: JPI LININGS Maiden Handicap - 1200m



16 December 2022 - 18:39

Track Rating: GOOD (4), Weather: Fine - (night racing), Rail Position: 8 METRES ENTIRE COURSE

Section	Overall	1000m	800m	600m	400m	200m
Section Times	1:13.08 [4] (0:14.20)	0:58.88 [10] (0:11.31)	0:47.57 [8] (0:11.68)	0:35.89 [8] (0:11.75)	0:24.14 [9] (0:11.49)	0:12.65 [6] (0:12.65)
Average Speed [km/h]	50.7	64.0	62.2	61.8	62.6	56.9
Top Speed [km/h]	64.5	65.6	62.8	64.3	64.7	58.0
Avg. Dist. to Rail [m]	9.2	2.2	1.5	1.5	1.9	1.4
Avg. Stride Freq. [Hz]	2.2	2.3	2.3	2.3	2.4	2.2
Avg. Stride Length [m]	6.4	7.7	7.6	7.5	7.4	7.1



- [] Ranking at each section and finish
- .-.- No data available at this section
- NA No data available



Horse/Jockey Name	Lord Louison
Final Rank	5
Fastest Section Time (Section)	0:11.45 (1000m)
Top Speed [km/h] (Section)	65.3 (400m)
Race State	Finished



Sunshine Coast QLD Professional

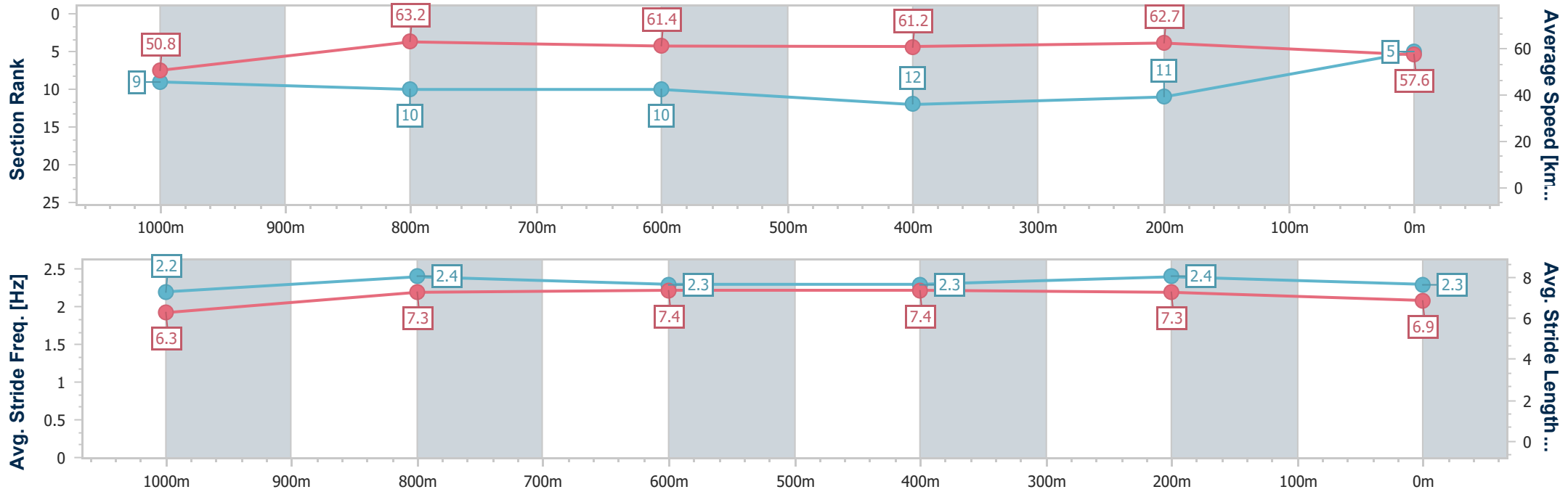
Race 3: JPI LININGS Maiden Handicap - 1200m



16 December 2022 - 18:39

Track Rating: GOOD (4), Weather: Fine - (night racing), Rail Position: 8 METRES ENTIRE COURSE

Section	Overall	1000m	800m	600m	400m	200m
Section Times	1:13.17 [5] (0:14.19)	0:58.98 [9] (0:11.45)	0:47.53 [10] (0:11.72)	0:35.81 [10] (0:11.84)	0:23.97 [12] (0:11.49)	0:12.48 [11] (0:12.48)
Average Speed [km/h]	50.8	63.2	61.4	61.2	62.7	57.6
Top Speed [km/h]	63.4	65.1	63.2	63.5	65.3	59.7
Avg. Dist. to Rail [m]	8.3	2.7	0.4	1.2	4.4	6.8
Avg. Stride Freq. [Hz]	2.2	2.4	2.3	2.3	2.4	2.3
Avg. Stride Length [m]	6.3	7.3	7.4	7.4	7.3	6.9



- [] Ranking at each section and finish
- .-.- No data available at this section
- NA No data available



Horse/Jockey Name	Grandcoeur
Final Rank	6
Fastest Section Time (Section)	0:11.27 (1000m)
Top Speed [km/h] (Section)	65.9 (Overall)
Race State	Finished



Sunshine Coast QLD Professional

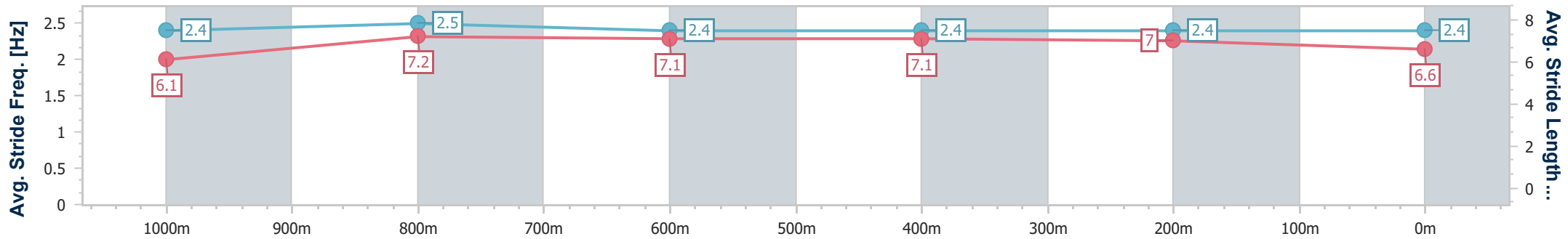
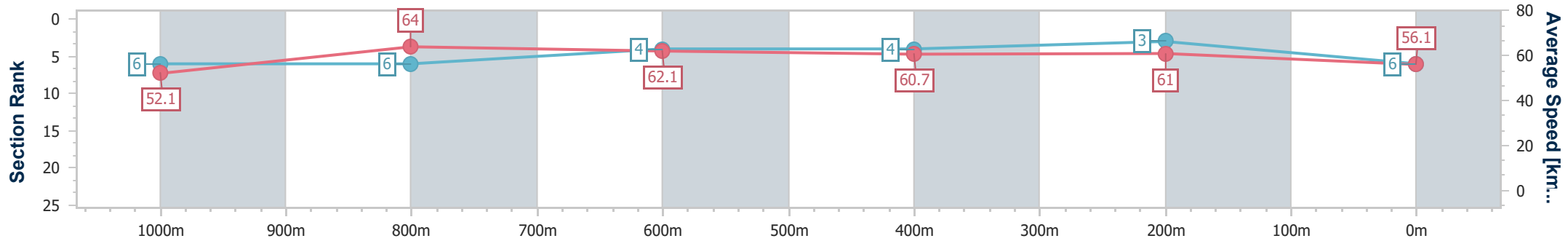
Race 3: JPI LININGS Maiden Handicap - 1200m



16 December 2022 - 18:39

Track Rating: GOOD (4), Weather: Fine - (night racing), Rail Position: 8 METRES ENTIRE COURSE

Section	Overall	1000m	800m	600m	400m	200m
Section Times	1:13.21 [6] (0:13.82)	0:59.39 [6] (0:11.27)	0:48.12 [6] (0:11.62)	0:36.50 [4] (0:11.84)	0:24.66 [4] (0:11.83)	0:12.83 [3] (0:12.83)
Average Speed [km/h]	52.1	64.0	62.1	60.7	61.0	56.1
Top Speed [km/h]	65.9	65.3	63.4	62.5	62.0	58.9
Avg. Dist. to Rail [m]	2.4	1.4	0.2	0.3	1.4	1.9
Avg. Stride Freq. [Hz]	2.4	2.5	2.4	2.4	2.4	2.4
Avg. Stride Length [m]	6.1	7.2	7.1	7.1	7.0	6.6



- [] Ranking at each section and finish
- .-.-.- No data available at this section
- NA No data available



Horse/Jockey Name	Giselle's Gamble
Final Rank	7
Fastest Section Time (Section)	0:11.49 (1000m)
Top Speed [km/h] (Section)	64.8 (1000m)
Race State	Finished



Sunshine Coast QLD Professional

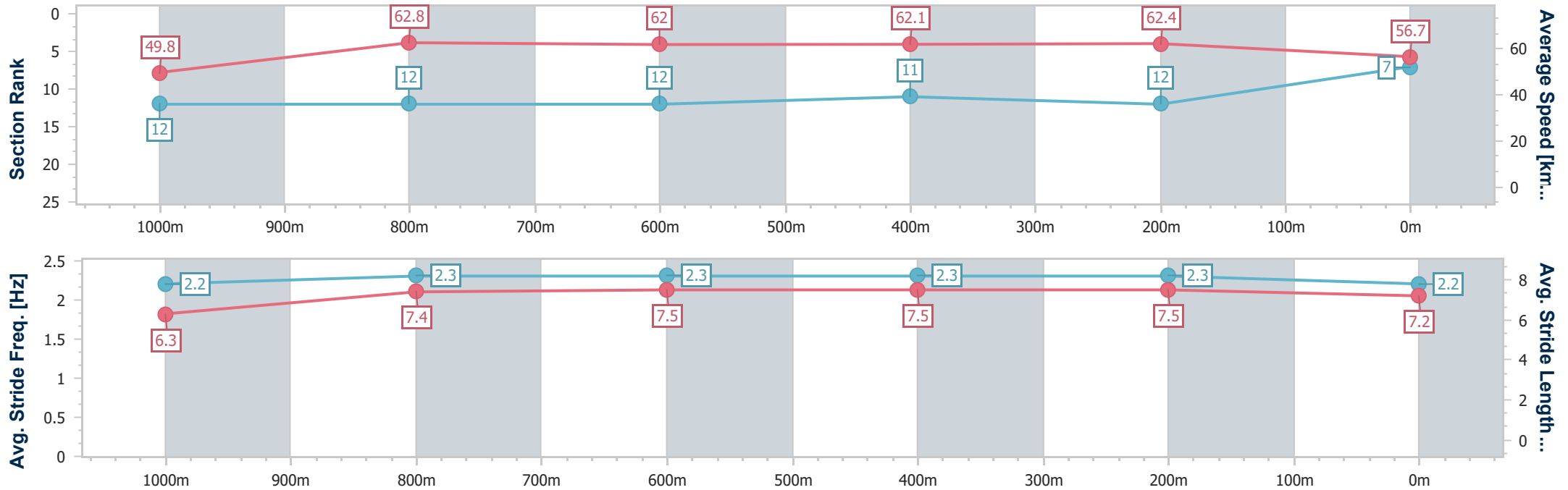
Race 3: JPI LININGS Maiden Handicap - 1200m



16 December 2022 - 18:39

Track Rating: GOOD (4), Weather: Fine - (night racing), Rail Position: 8 METRES ENTIRE COURSE

Section	Overall	1000m	800m	600m	400m	200m
Section Times	1:13.40 [7] (0:14.48)	0:58.92 [12] (0:11.49)	0:47.43 [12] (0:11.59)	0:35.84 [12] (0:11.58)	0:24.26 [11] (0:11.55)	0:12.71 [12] (0:12.71)
Average Speed [km/h]	49.8	62.8	62.0	62.1	62.4	56.7
Top Speed [km/h]	63.2	64.8	62.3	64.5	64.6	60.3
Avg. Dist. to Rail [m]	5.6	1.2	0.5	0.4	2.6	2.6
Avg. Stride Freq. [Hz]	2.2	2.3	2.3	2.3	2.3	2.2
Avg. Stride Length [m]	6.3	7.4	7.5	7.5	7.5	7.2



- [] Ranking at each section and finish
- .-.- No data available at this section
- NA No data available



Horse/Jockey Name	Eight Cylinders
Final Rank	8
Fastest Section Time (Section)	0:11.24 (1000m)
Top Speed [km/h] (Section)	66.6 (1000m)
Race State	Finished



Sunshine Coast QLD Professional

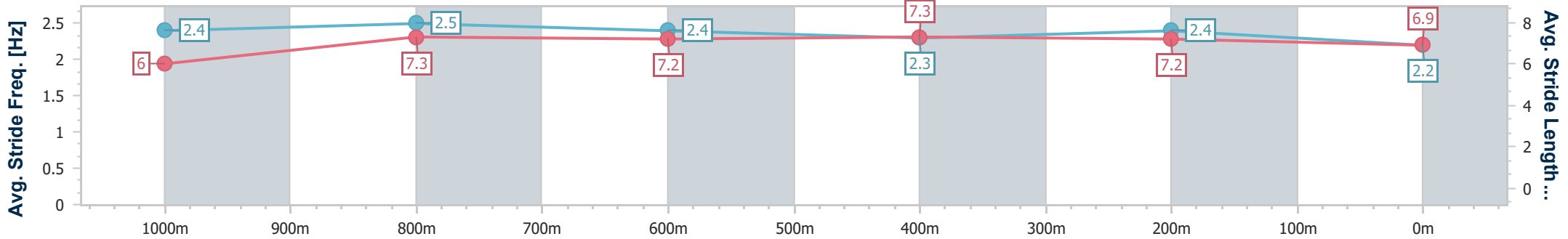
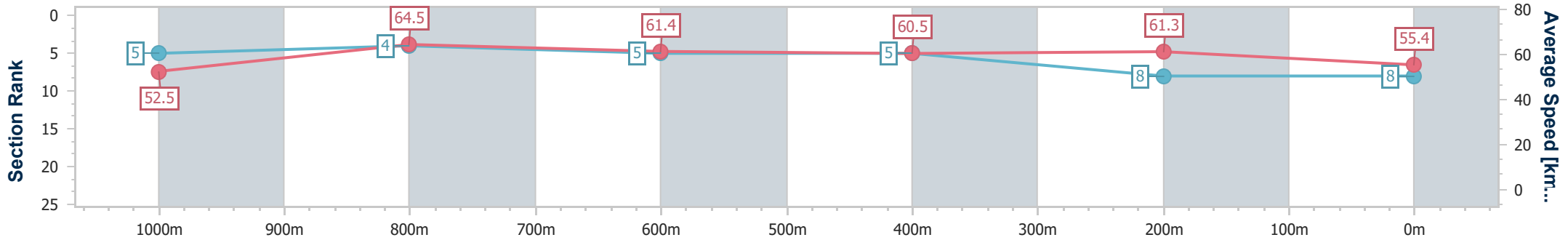
Race 3: JPI LININGS Maiden Handicap - 1200m



16 December 2022 - 18:39

Track Rating: GOOD (4), Weather: Fine - (night racing), Rail Position: 8 METRES ENTIRE COURSE

Section	Overall	1000m	800m	600m	400m	200m
Section Times	1:13.47 [8] (0:13.71)	0:59.76 [5] (0:11.24)	0:48.52 [4] (0:11.81)	0:36.71 [5] (0:11.96)	0:24.75 [5] (0:11.75)	0:13.00 [8] (0:13.00)
Average Speed [km/h]	52.5	64.5	61.4	60.5	61.3	55.4
Top Speed [km/h]	64.9	66.6	62.9	61.6	63.1	59.4
Avg. Dist. to Rail [m]	6.7	3.0	1.2	1.2	4.5	5.8
Avg. Stride Freq. [Hz]	2.4	2.5	2.4	2.3	2.4	2.2
Avg. Stride Length [m]	6.0	7.3	7.2	7.3	7.2	6.9



- [] Ranking at each section and finish
- .-.- No data available at this section
- NA No data available



Horse/Jockey Name	Outback Playboy
Final Rank	9
Fastest Section Time (Section)	0:11.16 (1000m)
Top Speed [km/h] (Section)	67.8 (Overall)
Race State	Finished



Sunshine Coast QLD Professional

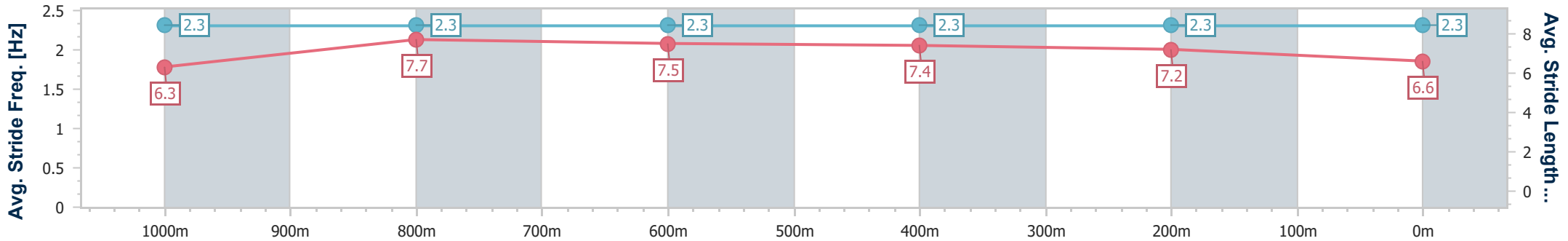
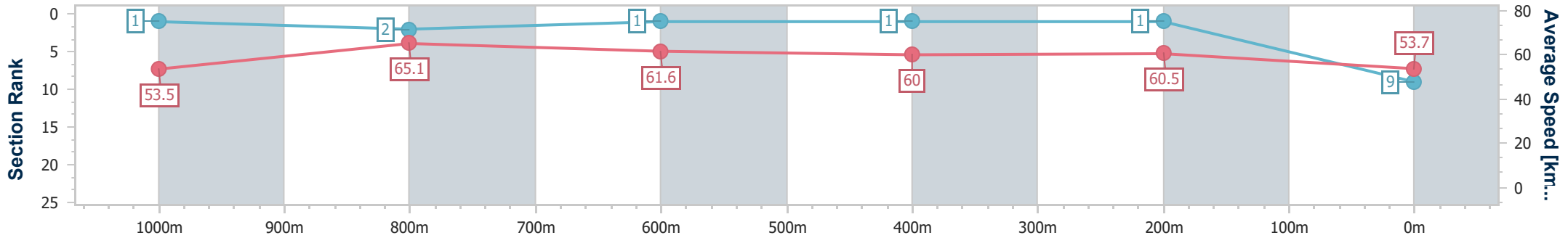
Race 3: JPI LININGS Maiden Handicap - 1200m



16 December 2022 - 18:39

Track Rating: GOOD (4), Weather: Fine - (night racing), Rail Position: 8 METRES ENTIRE COURSE

Section	Overall	1000m	800m	600m	400m	200m
Section Times	1:13.58 [9] (0:13.47)	1:00.11 [1] (0:11.16)	0:48.95 [2] (0:11.67)	0:37.28 [1] (0:11.97)	0:25.31 [1] (0:11.91)	0:13.40 [1] (0:13.40)
Average Speed [km/h]	53.5	65.1	61.6	60.0	60.5	53.7
Top Speed [km/h]	67.8	67.1	63.0	61.1	62.8	57.9
Avg. Dist. to Rail [m]	9.3	3.2	0.6	0.5	1.3	2.6
Avg. Stride Freq. [Hz]	2.3	2.3	2.3	2.3	2.3	2.3
Avg. Stride Length [m]	6.3	7.7	7.5	7.4	7.2	6.6



- [] Ranking at each section and finish
- .-.- No data available at this section
- NA No data available



Horse/Jockey Name	Big Rocas
Final Rank	10
Fastest Section Time (Section)	0:11.54 (1000m)
Top Speed [km/h] (Section)	64.8 (1000m)
Race State	Finished



Sunshine Coast QLD Professional

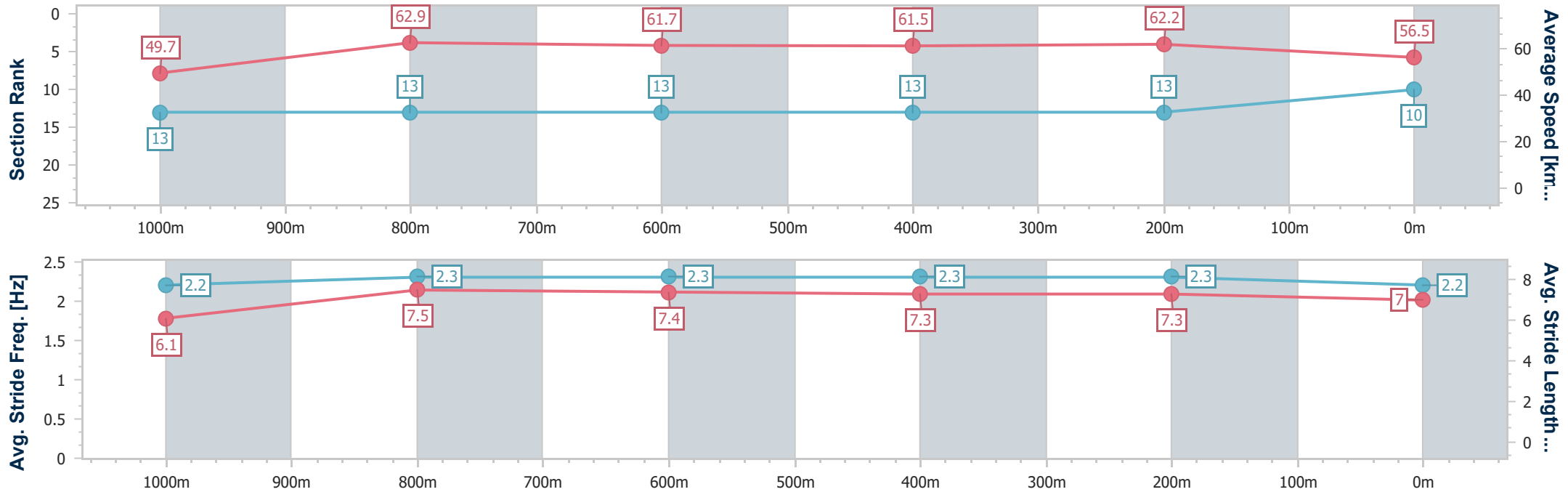
Race 3: JPI LININGS Maiden Handicap - 1200m



16 December 2022 - 18:39

Track Rating: GOOD (4), Weather: Fine - (night racing), Rail Position: 8 METRES ENTIRE COURSE

Section	Overall	1000m	800m	600m	400m	200m
Section Times	1:13.66 [10] (0:14.52)	0:59.14 [13] (0:11.54)	0:47.60 [13] (0:11.67)	0:35.93 [13] (0:11.62)	0:24.31 [13] (0:11.57)	0:12.74 [13] (0:12.74)
Average Speed [km/h]	49.7	62.9	61.7	61.5	62.2	56.5
Top Speed [km/h]	63.7	64.8	63.6	62.4	64.4	60.3
Avg. Dist. to Rail [m]	10.4	2.3	0.3	1.2	0.7	0.6
Avg. Stride Freq. [Hz]	2.2	2.3	2.3	2.3	2.3	2.2
Avg. Stride Length [m]	6.1	7.5	7.4	7.3	7.3	7.0



- [] Ranking at each section and finish
- .-.- No data available at this section
- NA No data available



Horse/Jockey Name	Satashi
Final Rank	11
Fastest Section Time (Section)	0:11.25 (1000m)
Top Speed [km/h] (Section)	67.1 (Overall)
Race State	Finished



Sunshine Coast QLD Professional

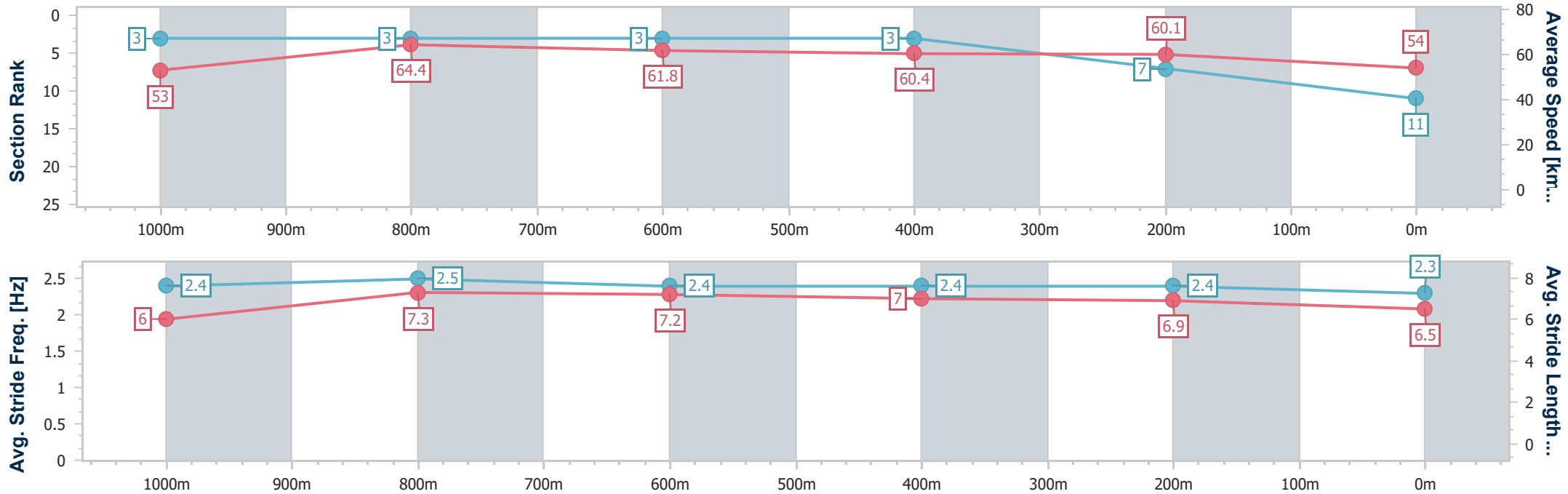
Race 3: JPI LININGS Maiden Handicap - 1200m



16 December 2022 - 18:39

Track Rating: GOOD (4), Weather: Fine - (night racing), Rail Position: 8 METRES ENTIRE COURSE

Section	Overall	1000m	800m	600m	400m	200m
Section Times	1:13.76 [11] (0:13.55)	1:00.21 [3] (0:11.25)	0:48.96 [3] (0:11.67)	0:37.29 [3] (0:11.98)	0:25.31 [3] (0:11.97)	0:13.34 [7] (0:13.34)
Average Speed [km/h]	53.0	64.4	61.8	60.4	60.1	54.0
Top Speed [km/h]	67.1	65.7	63.9	62.0	62.3	58.9
Avg. Dist. to Rail [m]	6.6	2.6	0.4	0.8	2.8	3.3
Avg. Stride Freq. [Hz]	2.4	2.5	2.4	2.4	2.4	2.3
Avg. Stride Length [m]	6.0	7.3	7.2	7.0	6.9	6.5



- [] Ranking at each section and finish
- .-.- No data available at this section
- NA No data available



Horse/Jockey Name	Torque Sensation
Final Rank	12
Fastest Section Time (Section)	0:10.98 (1000m)
Top Speed [km/h] (Section)	67.8 (Overall)
Race State	Finished



Sunshine Coast QLD Professional

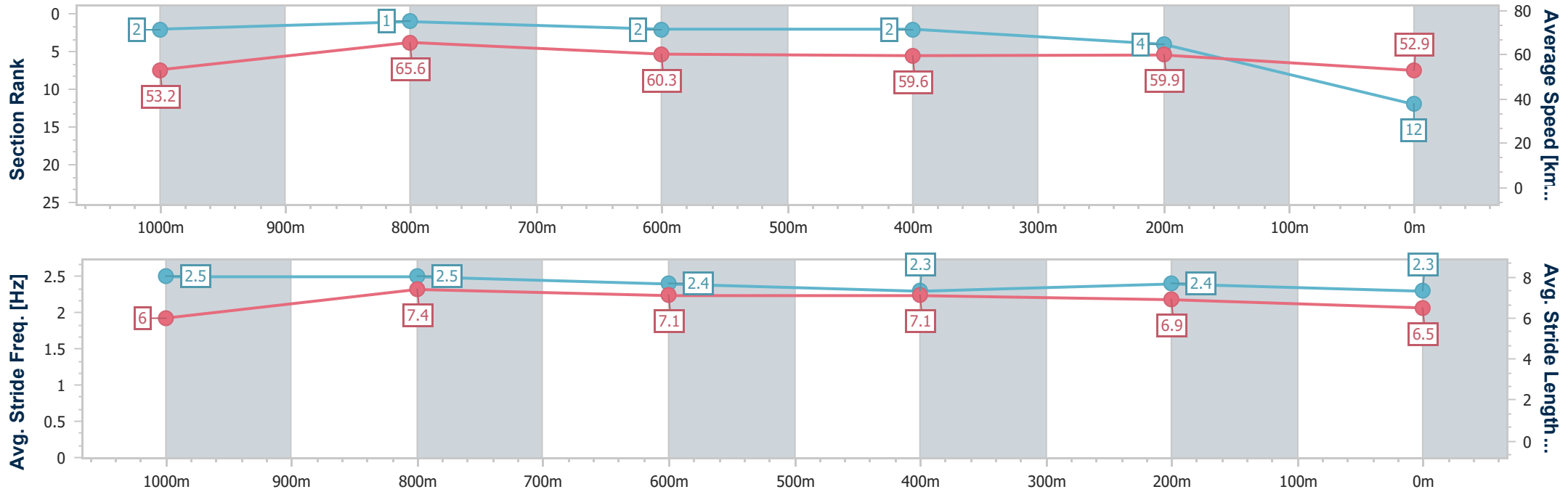
Race 3: JPI LININGS Maiden Handicap - 1200m



16 December 2022 - 18:39

Track Rating: GOOD (4), Weather: Fine - (night racing), Rail Position: 8 METRES ENTIRE COURSE

Section	Overall	1000m	800m	600m	400m	200m
Section Times	1:13.91 [12] (0:13.55)	1:00.36 [2] (0:10.98)	0:49.38 [1] (0:11.84)	0:37.54 [2] (0:11.89)	0:25.65 [2] (0:12.05)	0:13.60 [4] (0:13.60)
Average Speed [km/h]	53.2	65.6	60.3	59.6	59.9	52.9
Top Speed [km/h]	67.8	66.9	63.4	61.6	62.4	57.6
Avg. Dist. to Rail [m]	3.9	1.3	1.6	2.5	1.5	0.6
Avg. Stride Freq. [Hz]	2.5	2.5	2.4	2.3	2.4	2.3
Avg. Stride Length [m]	6.0	7.4	7.1	7.1	6.9	6.5



- [] Ranking at each section and finish
- .-.- No data available at this section
- NA No data available



Horse/Jockey Name	Conti
Final Rank	13
Fastest Section Time (Section)	0:11.35 (1000m)
Top Speed [km/h] (Section)	68.6 (Overall)
Race State	Finished



Sunshine Coast QLD Professional

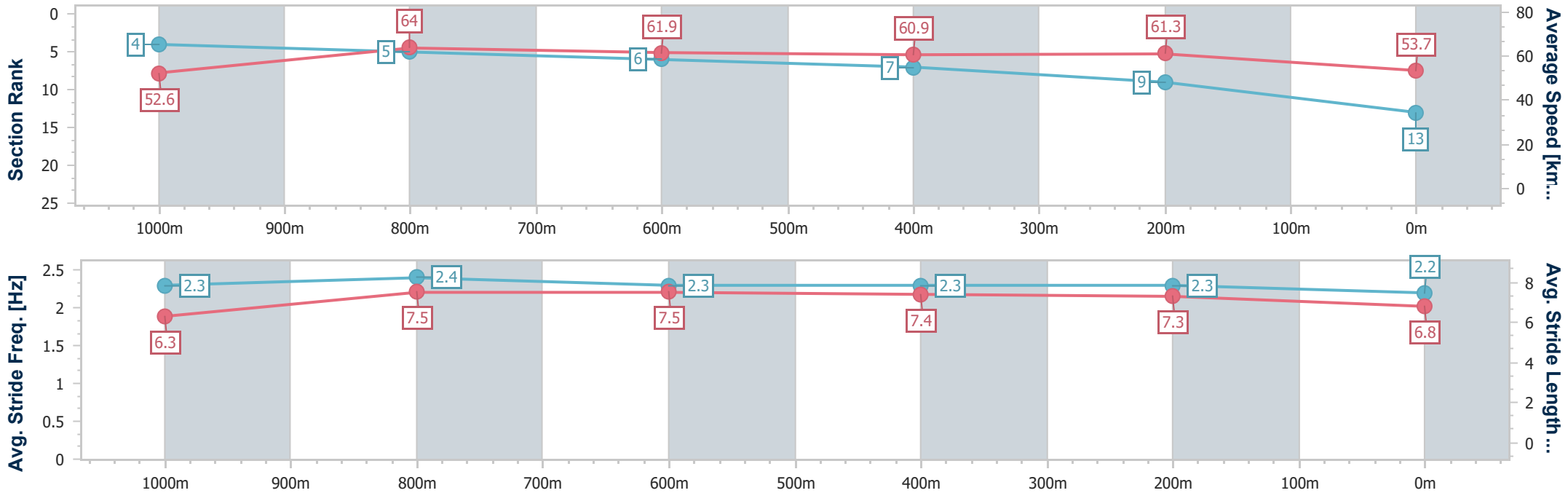
Race 3: JPI LININGS Maiden Handicap - 1200m



16 December 2022 - 18:39

Track Rating: GOOD (4), Weather: Fine - (night racing), Rail Position: 8 METRES ENTIRE COURSE

Section	Overall	1000m	800m	600m	400m	200m
Section Times	1:13.94 [13] (0:13.70)	1:00.24 [4] (0:11.35)	0:48.89 [5] (0:11.80)	0:37.09 [6] (0:11.93)	0:25.16 [7] (0:11.74)	0:13.42 [9] (0:13.42)
Average Speed [km/h]	52.6	64.0	61.9	60.9	61.3	53.7
Top Speed [km/h]	68.6	65.7	62.7	62.9	63.1	59.1
Avg. Dist. to Rail [m]	5.1	3.3	2.5	1.7	3.6	5.5
Avg. Stride Freq. [Hz]	2.3	2.4	2.3	2.3	2.3	2.2
Avg. Stride Length [m]	6.3	7.5	7.5	7.4	7.3	6.8



- [] Ranking at each section and finish
- .-.-.- No data available at this section
- NA No data available



Horse/Jockey Name	Viscount Sydney
Final Rank	14
Fastest Section Time (Section)	0:11.62 (1000m)
Top Speed [km/h] (Section)	66.3 (Overall)
Race State	Finished



Sunshine Coast QLD Professional

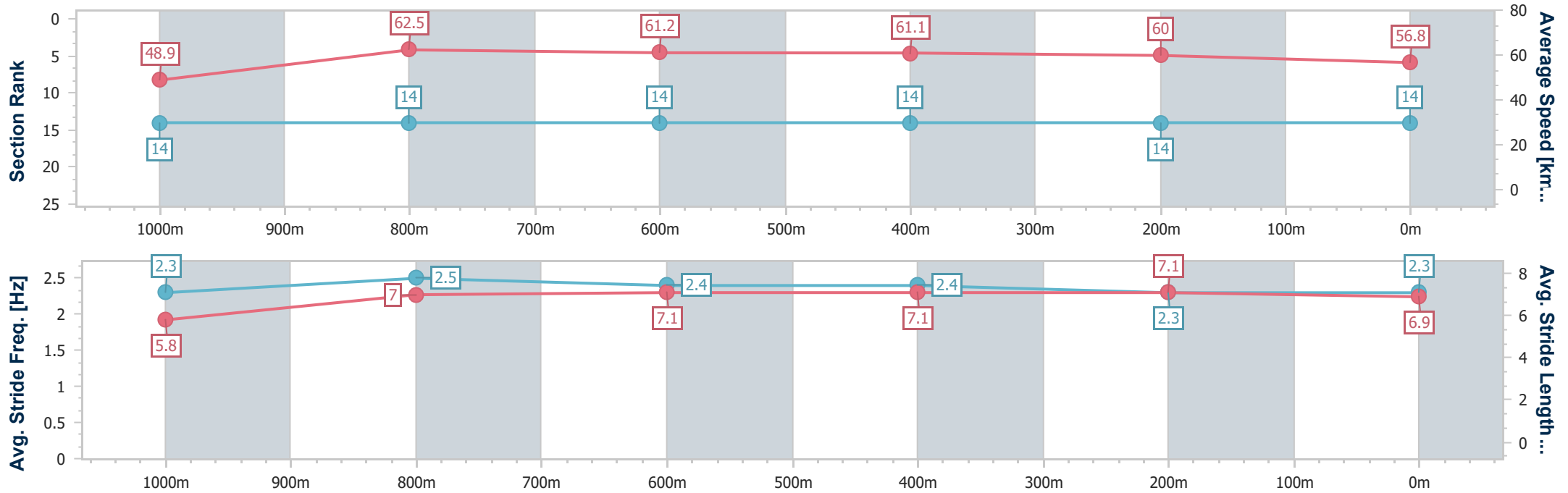
Race 3: JPI LININGS Maiden Handicap - 1200m



16 December 2022 - 18:39

Track Rating: GOOD (4), Weather: Fine - (night racing), Rail Position: 8 METRES ENTIRE COURSE

Section	Overall	1000m	800m	600m	400m	200m
Section Times	1:14.77 [14] (0:14.75)	1:00.02 [14] (0:11.62)	0:48.40 [14] (0:11.88)	0:36.52 [14] (0:11.87)	0:24.65 [14] (0:11.99)	0:12.66 [14] (0:12.66)
Average Speed [km/h]	48.9	62.5	61.2	61.1	60.0	56.8
Top Speed [km/h]	66.3	63.6	61.7	61.6	60.7	59.0
Avg. Dist. to Rail [m]	7.6	3.3	2.0	1.1	2.5	2.5
Avg. Stride Freq. [Hz]	2.3	2.5	2.4	2.4	2.3	2.3
Avg. Stride Length [m]	5.8	7.0	7.1	7.1	7.1	6.9



- [] Ranking at each section and finish
- .-.- No data available at this section
- NA No data available