



Sunshine Coast QLD Professional
Race 6: ACCESS INSULATION FRASER COAST Colts, Geldings &
Entires BENCHMARK 60 Handicap - 1200m
16 December 2022 - 20:09



Track Rating: GOOD (4), Weather: Fine - (night racing), Rail Position: 8 METRES ENTIRE COURSE

Section		Overall	1000m	800m	600m	400m	200m	Last 600m				
Field Times		1:11.85 (0:13.44)	0:58.41 (0:11.35)	0:47.06 (0:11.66)	0:35.40 (0:11.61)	0:23.79 (0:11.50)	0:12.29 (0:12.29)	0:35.40				
Rank	TAB Horse/Jockey	Barrier	Top Speed [km/h]	Fastest Section	Overall	1000m	800m	600m	400m	200m	Margin	Distance Travelled [m]
1	2 BROCKY Yvette Lewis	1	67.9	0:11.29	1:11.85 [1] (0:13.73)	0:58.12 [4] (0:11.29)	0:46.83 [3] (0:11.59)	0:35.24 [3] (0:11.60)	0:23.64 [3] (0:11.49)	0:12.15 [2] (0:12.15)	1:11.85	0:35.24
2	5 BELISTIC MAN Matthew Powell	2	69.6	0:11.35	1:12.40 [2] (0:13.44)	0:58.96 [1] (0:11.35)	0:47.61 [1] (0:11.66)	0:35.95 [1] (0:11.61)	0:24.34 [1] (0:11.50)	0:12.84 [1] (0:12.84)	0.55L	0:35.95 -2
3	9 ZI WIN James Orman	8	66.7	0:11.45	1:12.48 [3] (0:13.96)	0:58.52 [5] (0:11.47)	0:47.05 [6] (0:11.62)	0:35.43 [6] (0:11.57)	0:23.86 [6] (0:11.45)	0:12.41 [5] (0:12.41)	0.63L	0:35.43 +9
4	8 VAIN FOX Brodie Loy	3	69.4	0:11.39	1:12.48 [4] (0:13.72)	0:58.76 [3] (0:11.39)	0:47.37 [4] (0:11.67)	0:35.70 [4] (0:11.57)	0:24.13 [4] (0:11.60)	0:12.53 [4] (0:12.53)	0.63L	0:35.70 +5
5	6 BIGGIE Georgina Cartwright	4	69.0	0:11.35	1:12.68 [5] (0:13.60)	0:59.08 [2] (0:11.35)	0:47.73 [2] (0:11.57)	0:36.16 [2] (0:11.60)	0:24.56 [2] (0:11.80)	0:12.76 [3] (0:12.76)	0.83L	0:36.16 +5
6	10 JERONIMOS Boris Thornton	6	65.7	0:11.50	1:12.80 [6] (0:14.13)	0:58.67 [8] (0:11.53)	0:47.14 [8] (0:11.56)	0:35.58 [7] (0:11.53)	0:24.05 [7] (0:11.50)	0:12.55 [7] (0:12.55)	0.95L	0:35.58 +3
7	3 ARCHDEACON Martin Harley	9	65.8	0:11.41	1:12.81 [7] (0:14.39)	0:58.42 [10] (0:11.63)	0:46.79 [10] (0:11.49)	0:35.30 [10] (0:11.52)	0:23.78 [10] (0:11.41)	0:12.37 [9] (0:12.37)	0.96L	0:35.30 +4
8	11 CHIKARA Justin Huxtable	10	67.3	0:11.36	1:12.91 [8] (0:14.08)	0:58.83 [6] (0:11.56)	0:47.27 [7] (0:11.73)	0:35.54 [8] (0:11.58)	0:23.96 [8] (0:11.36)	0:12.60 [6] (0:12.60)	1.06L	0:35.54 +11
9	1 SARODEC Nikita Beriman	5	69.3	0:11.12	1:13.10 [9] (0:14.03)	0:59.07 [7] (0:11.12)	0:47.95 [5] (0:11.64)	0:36.31 [5] (0:11.67)	0:24.64 [5] (0:11.77)	0:12.87 [8] (0:12.87)	1.25L	0:36.31 +5
10	7 OREGON Kyle Wilson-Taylor	7	66.5	0:11.47	1:13.92 [10] (0:14.19)	0:59.73 [9] (0:11.47)	0:48.26 [9] (0:11.64)	0:36.62 [9] (0:11.58)	0:25.04 [9] (0:11.78)	0:13.26 [10] (0:13.26)	2.07L	0:36.62 +6

Scratched: Galactus (#4)

[] Ranking at each section and finish
 -:-:- No data available at this section
 NA No data available
 SCN Saddle cloth number
 DNF Did not finish
 DNT Did not track



Horse/Jockey Name	Brocky
Final Rank	1
Fastest Section Time (Section)	0:11.29 (1000m)
Top Speed [km/h] (Section)	67.9 (Overall)
Race State	Finished

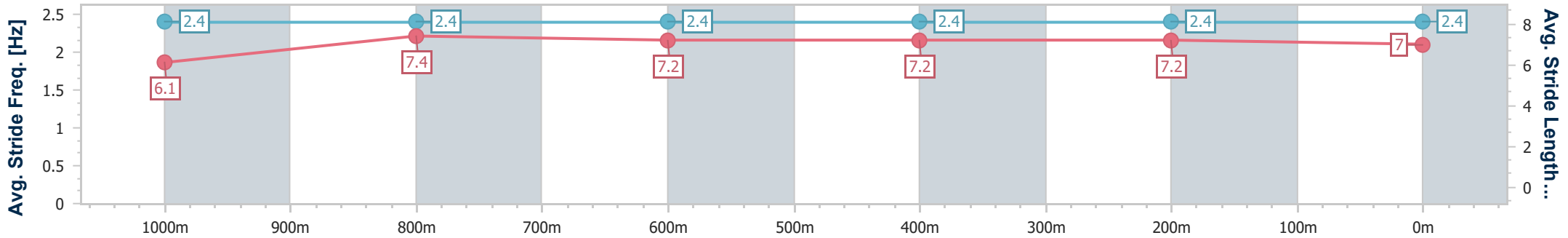
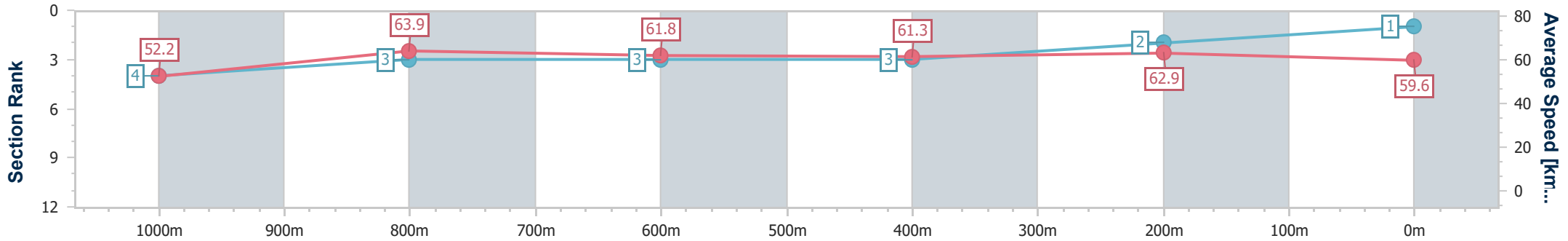


Sunshine Coast QLD Professional
 Race 6: ACCESS INSULATION FRASER COAST Colts, Geldings & Entires BENCHMARK 60 Handicap - 1200m
 SCTC SUNSHINE COAST TURF CLUB

16 December 2022 - 20:09

Track Rating: GOOD (4), Weather: Fine - (night racing), Rail
 Position: 8 METRES ENTIRE COURSE

Section	Overall	1000m	800m	600m	400m	200m								
Section Times	1:11.85 [1] (0:13.73)	0:58.12 [4] (0:11.29)	0:46.83 [3] (0:11.59)	0:35.24 [3] (0:11.60)	0:23.64 [3] (0:11.49)	0:12.15 [2] (0:12.15)								
Average Speed [km/h]	52.2	63.9	61.8	61.3	62.9	59.6								
Top Speed [km/h]	67.9	67.4	64.0	61.6	64.3	62.5								
Avg. Dist. to Rail [m]	1.7	0.7	1.2	2.3	1.4	0.9								
Avg. Stride Freq. [Hz]	2.4	2.4	2.4	2.4	2.4	2.4								
Avg. Stride Length [m]	6.1	7.4	7.2	7.2	7.2	7.0								



- [] Ranking at each section and finish
- .-.- No data available at this section
- NA No data available



Horse/Jockey Name	Belistic Man
Final Rank	2
Fastest Section Time (Section)	0:11.35 (1000m)
Top Speed [km/h] (Section)	69.6 (1000m)
Race State	Finished



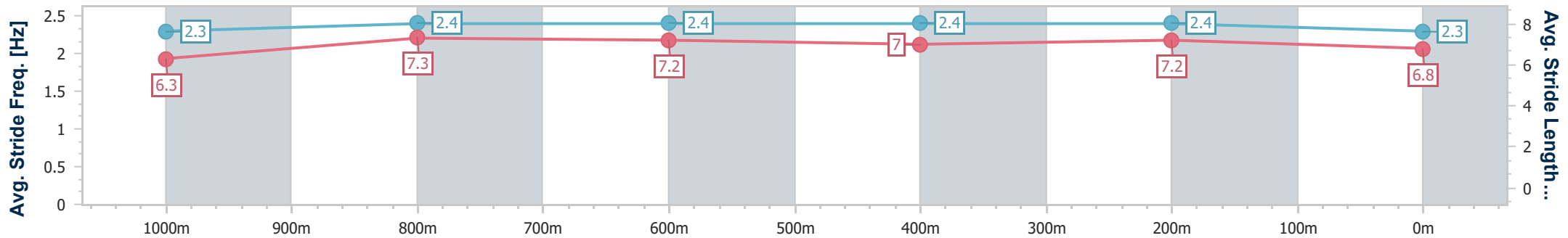
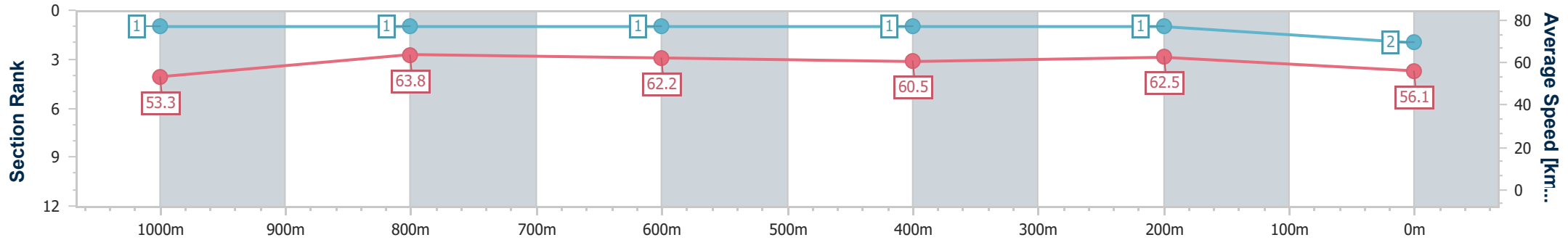
Sunshine Coast QLD Professional
 Race 6: ACCESS INSULATION FRASER COAST Colts, Geldings
 & Entires BENCHMARK 60 Handicap - 1200m



16 December 2022 - 20:09

Track Rating: GOOD (4), Weather: Fine - (night racing), Rail
 Position: 8 METRES ENTIRE COURSE

Section	Overall	1000m	800m	600m	400m	200m								
Section Times	1:12.40 [2] (0:13.44)	0:58.96 [1] (0:11.35)	0:47.61 [1] (0:11.66)	0:35.95 [1] (0:11.61)	0:24.34 [1] (0:11.50)	0:12.84 [1] (0:12.84)								
Average Speed [km/h]	53.3	63.8	62.2	60.5	62.5	56.1								
Top Speed [km/h]	69.6	69.6	63.9	62.6	63.2	61.8								
Avg. Dist. to Rail [m]	3.5	1.6	0.9	0.4	0.4	0.8								
Avg. Stride Freq. [Hz]	2.3	2.4	2.4	2.4	2.4	2.3								
Avg. Stride Length [m]	6.3	7.3	7.2	7.0	7.2	6.8								



- [] Ranking at each section and finish
- .-.- No data available at this section
- NA No data available



Horse/Jockey Name	Zi Win
Final Rank	3
Fastest Section Time (Section)	0:11.45 (400m)
Top Speed [km/h] (Section)	66.7 (Overall)
Race State	Finished



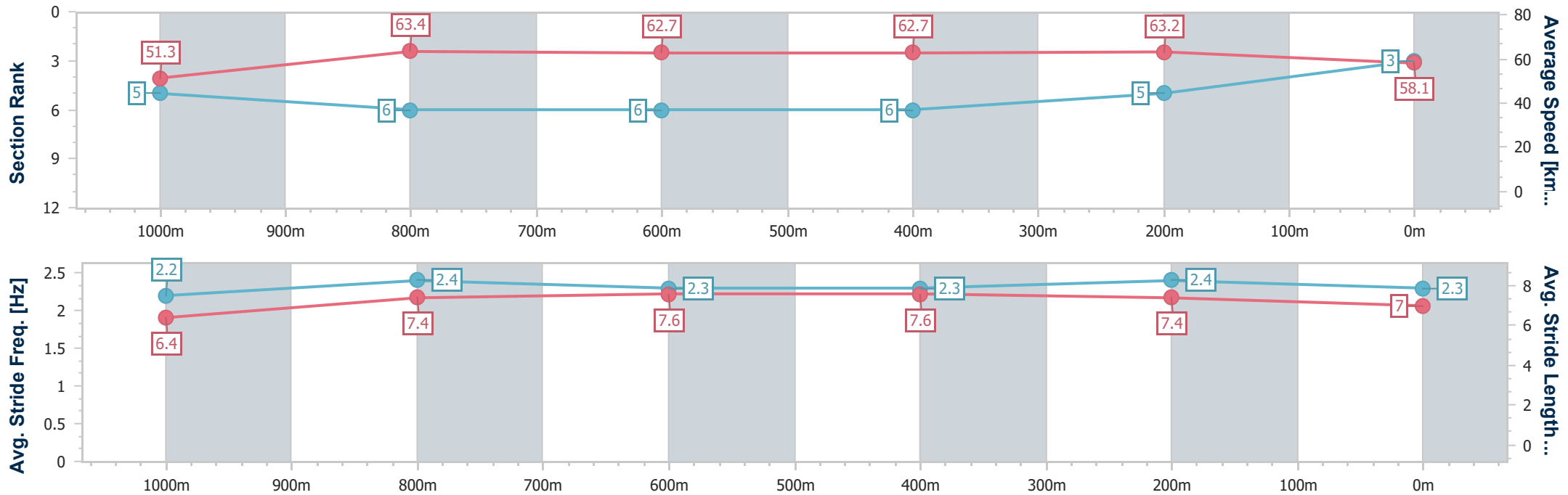
Sunshine Coast QLD Professional
 Race 6: ACCESS INSULATION FRASER COAST Colts, Geldings
 & Entires BENCHMARK 60 Handicap - 1200m



16 December 2022 - 20:09

Track Rating: GOOD (4), Weather: Fine - (night racing), Rail
 Position: 8 METRES ENTIRE COURSE

Section	Overall	1000m	800m	600m	400m	200m
Section Times	1:12.48 [3] (0:13.96)	0:58.52 [5] (0:11.47)	0:47.05 [6] (0:11.62)	0:35.43 [6] (0:11.57)	0:23.86 [6] (0:11.45)	0:12.41 [5] (0:12.41)
Average Speed [km/h]	51.3	63.4	62.7	62.7	63.2	58.1
Top Speed [km/h]	66.7	66.5	63.6	63.6	64.3	62.8
Avg. Dist. to Rail [m]	7.1	3.2	1.7	0.9	2.6	4.5
Avg. Stride Freq. [Hz]	2.2	2.4	2.3	2.3	2.4	2.3
Avg. Stride Length [m]	6.4	7.4	7.6	7.6	7.4	7.0



- [] Ranking at each section and finish
- .-.- No data available at this section
- NA No data available



Horse/Jockey Name	Vain Fox
Final Rank	4
Fastest Section Time (Section)	0:11.39 (1000m)
Top Speed [km/h] (Section)	69.4 (Overall)
Race State	Finished



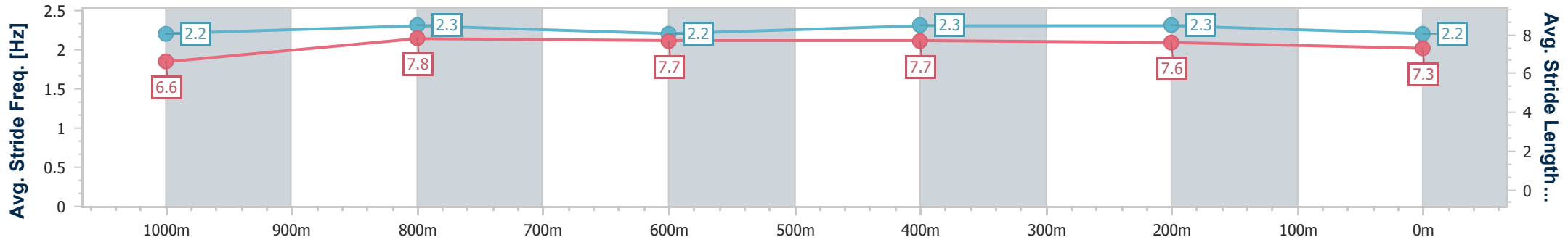
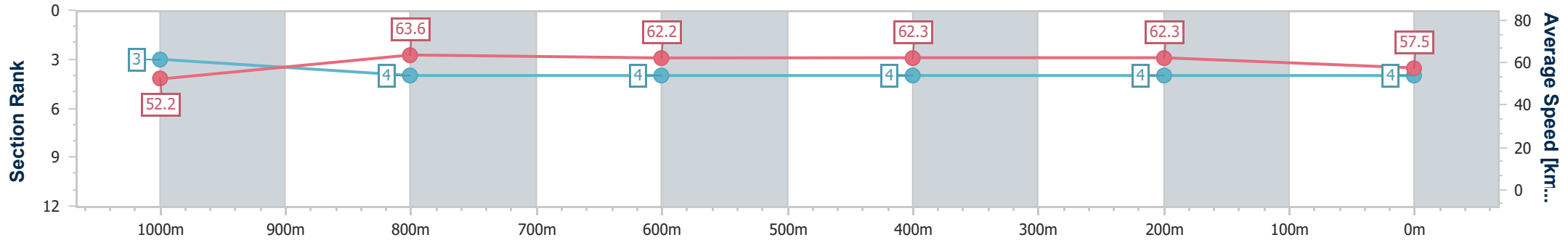
Sunshine Coast QLD Professional
 Race 6: ACCESS INSULATION FRASER COAST Colts, Geldings
 & Entires BENCHMARK 60 Handicap - 1200m



16 December 2022 - 20:09

Track Rating: GOOD (4), Weather: Fine - (night racing), Rail
 Position: 8 METRES ENTIRE COURSE

Section	Overall	1000m	800m	600m	400m	200m
Section Times	1:12.48 [4] (0:13.72)	0:58.76 [3] (0:11.39)	0:47.37 [4] (0:11.67)	0:35.70 [4] (0:11.57)	0:24.13 [4] (0:11.60)	0:12.53 [4] (0:12.53)
Average Speed [km/h]	52.2	63.6	62.2	62.3	62.3	57.5
Top Speed [km/h]	69.4	69.4	64.2	62.9	63.3	61.4
Avg. Dist. to Rail [m]	3.7	2.8	1.5	0.2	1.9	3.1
Avg. Stride Freq. [Hz]	2.2	2.3	2.2	2.3	2.3	2.2
Avg. Stride Length [m]	6.6	7.8	7.7	7.7	7.6	7.3



- [] Ranking at each section and finish
- .-.- No data available at this section
- NA No data available



Horse/Jockey Name	Biggie
Final Rank	5
Fastest Section Time (Section)	0:11.35 (1000m)
Top Speed [km/h] (Section)	69.0 (1000m)
Race State	Finished



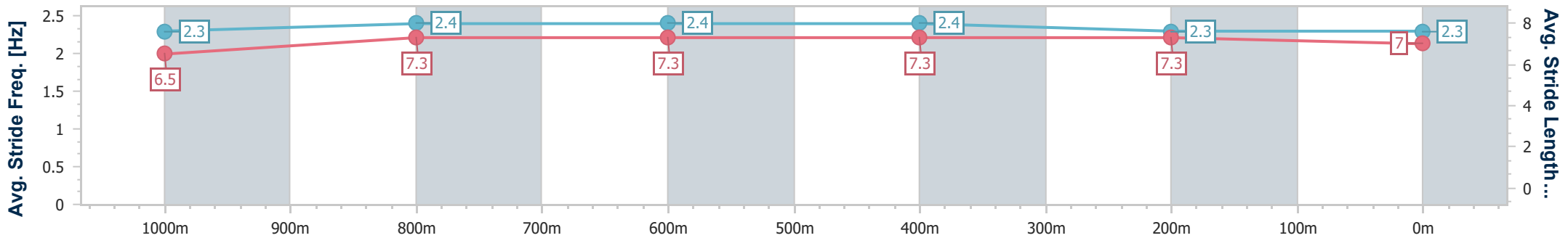
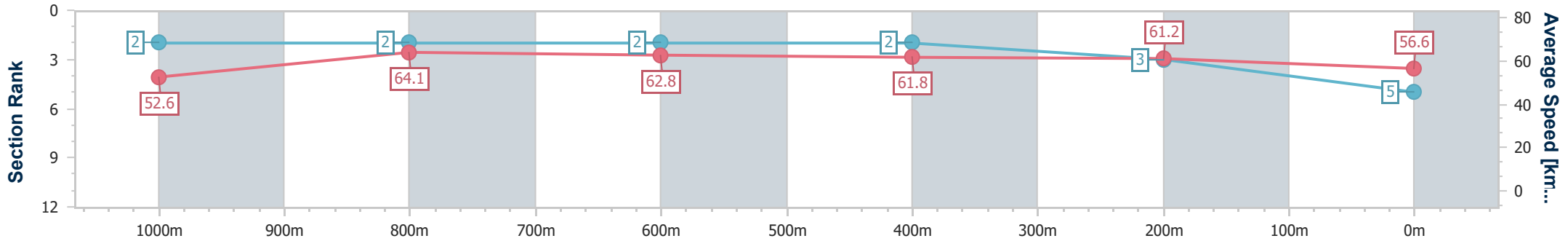
Sunshine Coast QLD Professional
 Race 6: ACCESS INSULATION FRASER COAST Colts, Geldings
 & Entires BENCHMARK 60 Handicap - 1200m



16 December 2022 - 20:09

Track Rating: GOOD (4), Weather: Fine - (night racing), Rail
 Position: 8 METRES ENTIRE COURSE

Section	Overall	1000m	800m	600m	400m	200m
Section Times	1:12.68 [5] (0:13.60)	0:59.08 [2] (0:11.35)	0:47.73 [2] (0:11.57)	0:36.16 [2] (0:11.60)	0:24.56 [2] (0:11.80)	0:12.76 [3] (0:12.76)
Average Speed [km/h]	52.6	64.1	62.8	61.8	61.2	56.6
Top Speed [km/h]	69.0	69.0	63.8	63.4	62.9	59.8
Avg. Dist. to Rail [m]	4.2	1.8	1.7	1.0	1.0	0.9
Avg. Stride Freq. [Hz]	2.3	2.4	2.4	2.4	2.3	2.3
Avg. Stride Length [m]	6.5	7.3	7.3	7.3	7.3	7.0



- [] Ranking at each section and finish
- .-.- No data available at this section
- NA No data available



Horse/Jockey Name	Jeronimos
Final Rank	6
Fastest Section Time (Section)	0:11.50 (400m)
Top Speed [km/h] (Section)	65.7 (1000m)
Race State	Finished



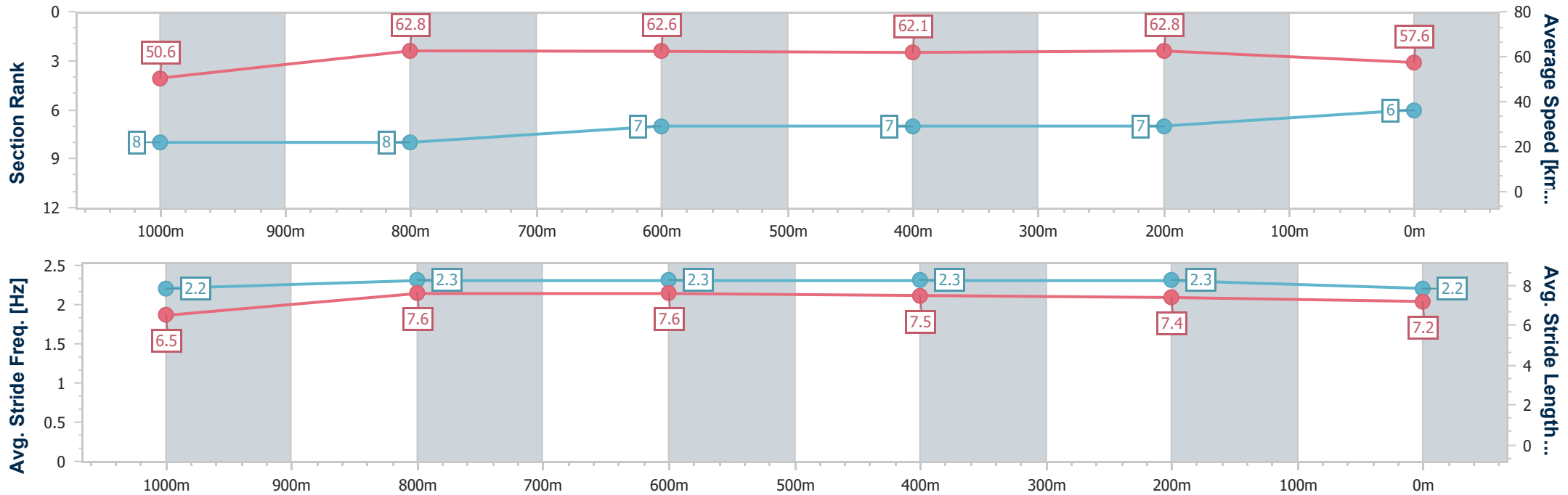
Sunshine Coast QLD Professional
 Race 6: ACCESS INSULATION FRASER COAST Colts, Geldings
 & Entires BENCHMARK 60 Handicap - 1200m



16 December 2022 - 20:09

Track Rating: GOOD (4), Weather: Fine - (night racing), Rail
 Position: 8 METRES ENTIRE COURSE

Section	Overall	1000m	800m	600m	400m	200m									
Section Times	1:12.80 [6] (0:14.13)	0:58.67 [8] (0:11.53)	0:47.14 [8] (0:11.56)	0:35.58 [7] (0:11.53)	0:24.05 [7] (0:11.50)	0:12.55 [7] (0:12.55)									
Average Speed [km/h]	50.6	62.8	62.6	62.1	62.8	57.6									
Top Speed [km/h]	65.6	65.7	63.3	63.2	63.7	62.0									
Avg. Dist. to Rail [m]	5.1	1.9	0.6	1.0	1.1	0.7									
Avg. Stride Freq. [Hz]	2.2	2.3	2.3	2.3	2.3	2.2									
Avg. Stride Length [m]	6.5	7.6	7.6	7.5	7.4	7.2									



- [] Ranking at each section and finish
- .-.- No data available at this section
- NA No data available



Horse/Jockey Name	Archdeacon
Final Rank	7
Fastest Section Time (Section)	0:11.41 (400m)
Top Speed [km/h] (Section)	65.8 (1000m)
Race State	Finished



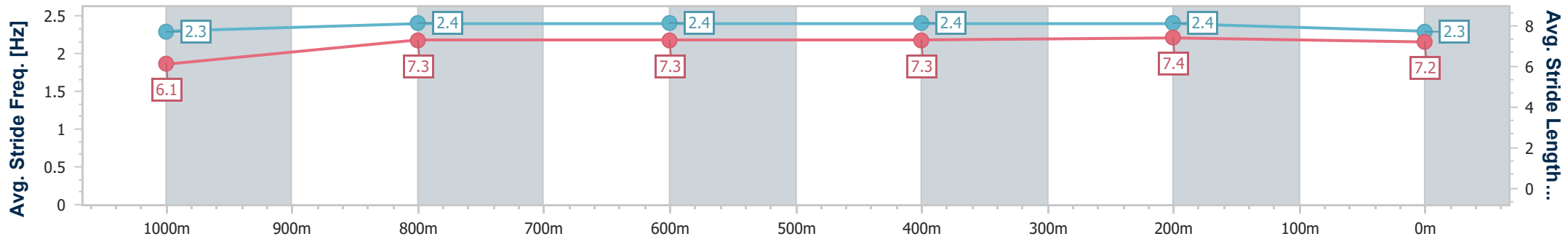
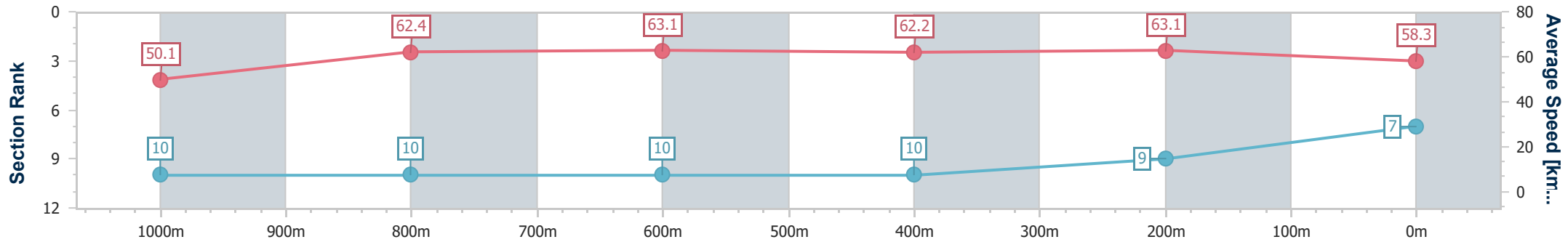
Sunshine Coast QLD Professional
 Race 6: ACCESS INSULATION FRASER COAST Colts, Geldings
 & Entires BENCHMARK 60 Handicap - 1200m



16 December 2022 - 20:09

Track Rating: GOOD (4), Weather: Fine - (night racing), Rail
 Position: 8 METRES ENTIRE COURSE

Section	Overall	1000m	800m	600m	400m	200m								
Section Times	1:12.81 [7] (0:14.39)	0:58.42 [10] (0:11.63)	0:46.79 [10] (0:11.49)	0:35.30 [10] (0:11.52)	0:23.78 [10] (0:11.41)	0:12.37 [9] (0:12.37)								
Average Speed [km/h]	50.1	62.4	63.1	62.2	63.1	58.3								
Top Speed [km/h]	65.5	65.8	63.1	63.4	63.7	63.6								
Avg. Dist. to Rail [m]	7.9	2.2	0.7	1.0	0.8	2.3								
Avg. Stride Freq. [Hz]	2.3	2.4	2.4	2.4	2.4	2.3								
Avg. Stride Length [m]	6.1	7.3	7.3	7.3	7.4	7.2								



- [] Ranking at each section and finish
- .-.- No data available at this section
- NA No data available



Horse/Jockey Name	Chikara
Final Rank	8
Fastest Section Time (Section)	0:11.36 (400m)
Top Speed [km/h] (Section)	67.3 (1000m)
Race State	Finished



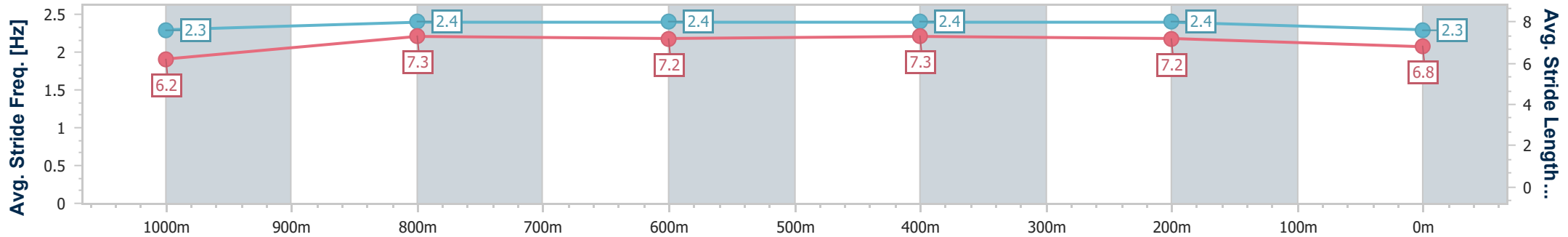
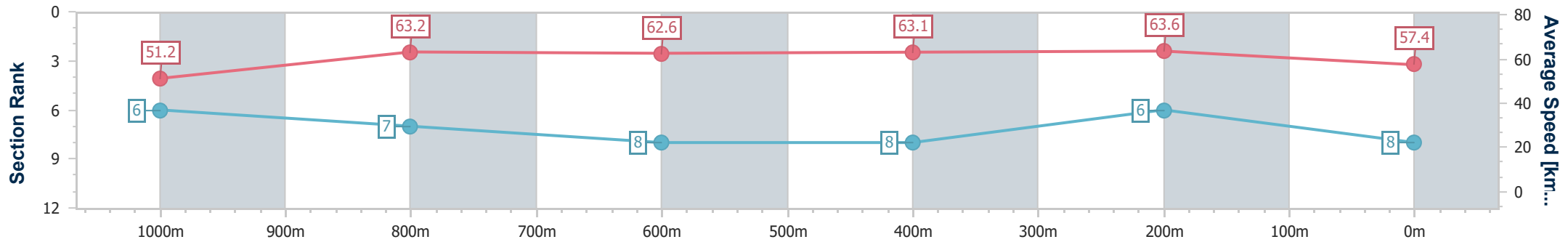
Sunshine Coast QLD Professional
 Race 6: ACCESS INSULATION FRASER COAST Colts, Geldings
 & Entires BENCHMARK 60 Handicap - 1200m



16 December 2022 - 20:09

Track Rating: GOOD (4), Weather: Fine - (night racing), Rail
 Position: 8 METRES ENTIRE COURSE

Section	Overall	1000m	800m	600m	400m	200m
Section Times	1:12.91 [8] (0:14.08)	0:58.83 [6] (0:11.56)	0:47.27 [7] (0:11.73)	0:35.54 [8] (0:11.58)	0:23.96 [8] (0:11.36)	0:12.60 [6] (0:12.60)
Average Speed [km/h]	51.2	63.2	62.6	63.1	63.6	57.4
Top Speed [km/h]	67.2	67.3	64.3	64.1	64.6	62.9
Avg. Dist. to Rail [m]	8.3	3.6	2.4	0.9	3.4	5.3
Avg. Stride Freq. [Hz]	2.3	2.4	2.4	2.4	2.4	2.3
Avg. Stride Length [m]	6.2	7.3	7.2	7.3	7.2	6.8



- [] Ranking at each section and finish
- .-.- No data available at this section
- NA No data available



Horse/Jockey Name	Sarodec
Final Rank	9
Fastest Section Time (Section)	0:11.12 (1000m)
Top Speed [km/h] (Section)	69.3 (1000m)
Race State	Finished



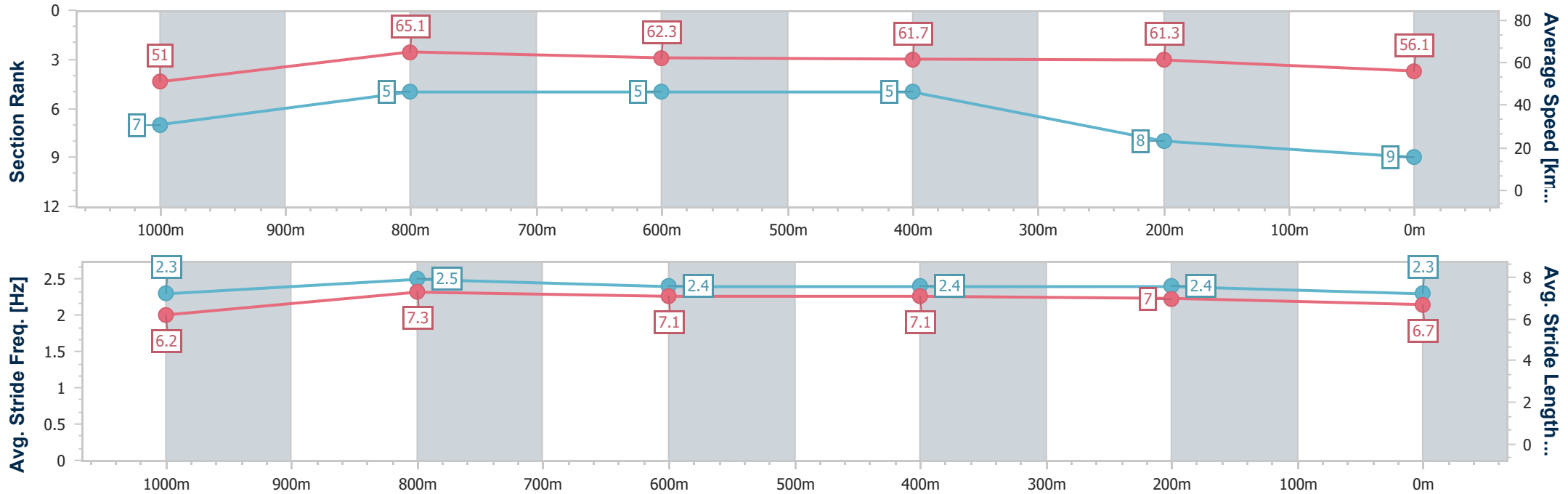
Sunshine Coast QLD Professional
 Race 6: ACCESS INSULATION FRASER COAST Colts, Geldings
 & Entires BENCHMARK 60 Handicap - 1200m



16 December 2022 - 20:09

Track Rating: GOOD (4), Weather: Fine - (night racing), Rail
 Position: 8 METRES ENTIRE COURSE

Section	Overall	1000m	800m	600m	400m	200m								
Section Times	1:13.10 [9] (0:14.03)	0:59.07 [7] (0:11.12)	0:47.95 [5] (0:11.64)	0:36.31 [5] (0:11.67)	0:24.64 [5] (0:11.77)	0:12.87 [8] (0:12.87)								
Average Speed [km/h]	51.0	65.1	62.3	61.7	61.3	56.1								
Top Speed [km/h]	68.4	69.3	65.4	62.9	61.9	61.1								
Avg. Dist. to Rail [m]	4.2	1.9	0.9	0.3	0.6	1.5								
Avg. Stride Freq. [Hz]	2.3	2.5	2.4	2.4	2.4	2.3								
Avg. Stride Length [m]	6.2	7.3	7.1	7.1	7.0	6.7								



- [] Ranking at each section and finish
- .-.- No data available at this section
- NA No data available



Horse/Jockey Name	Oregon
Final Rank	10
Fastest Section Time (Section)	0:11.47 (1000m)
Top Speed [km/h] (Section)	66.5 (1000m)
Race State	Finished



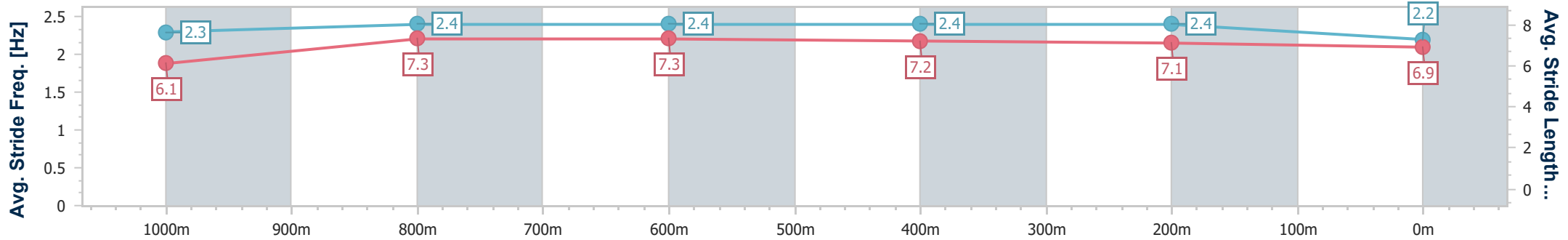
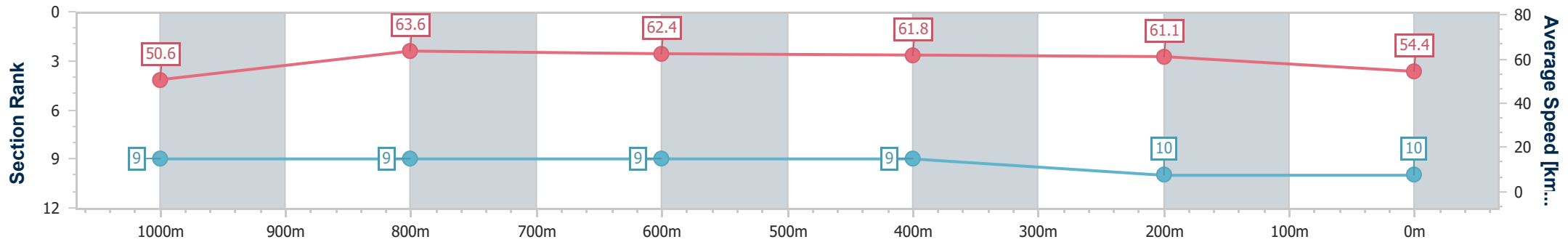
Sunshine Coast QLD Professional
 Race 6: ACCESS INSULATION FRASER COAST Colts, Geldings & Entires BENCHMARK 60 Handicap - 1200m



16 December 2022 - 20:09

Track Rating: GOOD (4), Weather: Fine - (night racing), Rail
 Position: 8 METRES ENTIRE COURSE

Section	Overall	1000m	800m	600m	400m	200m								
Section Times	1:13.92 [10] (0:14.19)	0:59.73 [9] (0:11.47)	0:48.26 [9] (0:11.64)	0:36.62 [9] (0:11.58)	0:25.04 [9] (0:11.78)	0:13.26 [10] (0:13.26)								
Average Speed [km/h]	50.6	63.6	62.4	61.8	61.1	54.4								
Top Speed [km/h]	65.3	66.5	64.1	63.2	62.3	60.0								
Avg. Dist. to Rail [m]	6.4	3.8	1.1	1.1	1.7	3.9								
Avg. Stride Freq. [Hz]	2.3	2.4	2.4	2.4	2.4	2.2								
Avg. Stride Length [m]	6.1	7.3	7.3	7.2	7.1	6.9								



- [] Ranking at each section and finish
- .-.- No data available at this section
- NA No data available