



Sunshine Coast QLD Professional
Race 7: STANLEY RIVER THOROUGHBREDS Fillies and Mares
BENCHMARK 60 Handicap - 1200m
16 December 2022 - 20:38



Track Rating: GOOD (4), Weather: Fine - (night racing), Rail Position: 8 METRES ENTIRE COURSE

Section		Overall	1000m	800m	600m	400m	200m	Last 600m					
Field Times		1:13.43 (0:13.69)	0:59.74 (0:11.76)	0:47.98 (0:12.64)	0:35.34 (0:12.48)	0:22.86 (0:11.22)	0:11.64 (0:11.64)	0:35.34					
Rank	TAB Horse/Jockey	Barrier	Top Speed [km/h]	Fastest Section	Margin							Distance Travelled [m]	
1	8 YES TO EXCESS Ryan Maloney	1	67.8 400m	0:10.94 400m	1:13.43 [1] (0:14.06)	0:59.37 [4] (0:11.99)	0:47.38 [4] (0:12.63)	0:34.75 [4] (0:12.17)	0:22.58 [3] (0:10.94)	0:11.64 [1] (0:11.64)	1:13.43	0:34.75	
2	5 UNLIKELY OCCURRENCE Nikita Beriman	3	66.0 200m	0:11.01 400m	1:13.51 [2] (0:14.44)	0:59.07 [6] (0:11.86)	0:47.21 [6] (0:12.56)	0:34.65 [6] (0:12.20)	0:22.45 [6] (0:11.01)	0:11.44 [5] (0:11.44)	0.08L	0:34.65	+0
3	4 REAL TIDY James Orman	8	64.8 1000m	0:11.35 400m	1:13.66 [3] (0:13.69)	0:59.97 [1] (0:11.76)	0:48.21 [1] (0:12.64)	0:35.57 [1] (0:12.48)	0:23.09 [1] (0:11.35)	0:11.74 [2] (0:11.74)	0.23L	0:35.57	-1
4	7 NORTHERN MELODY Kyle Wilson-Taylor	6	65.8 400m	0:11.24 400m	1:13.83 [4] (0:13.97)	0:59.86 [3] (0:11.96)	0:47.90 [3] (0:12.53)	0:35.37 [2] (0:12.32)	0:23.05 [2] (0:11.24)	0:11.81 [3] (0:11.81)	0.4L	0:35.37	+0
5	3 OUT BACK BOOM Marnu Potgieter	2	65.6 Overall	0:11.39 400m	1:13.92 [5] (0:13.74)	1:00.18 [2] (0:12.03)	0:48.15 [2] (0:12.78)	0:35.37 [3] (0:12.22)	0:23.15 [4] (0:11.39)	0:11.76 [4] (0:11.76)	0.49L	0:35.37	-2
6	9 ATREVIDA Mark Du Plessis	4	63.8 400m	0:11.43 400m	1:14.37 [6] (0:14.26)	1:00.11 [5] (0:11.84)	0:48.27 [5] (0:12.70)	0:35.57 [5] (0:12.28)	0:23.29 [5] (0:11.43)	0:11.86 [6] (0:11.86)	0.94L	0:35.57	+2

Scratched: Kokopo Kitty (#1), Merseyside (#2), Sugarpiehoneybunch (#6), Parisian Lady (#10), Divenire (#11)

[] Ranking at each section and finish
 -:-:- No data available at this section
 NA No data available

SCN Saddle cloth number
 DNF Did not finish
 DNT Did not track



Horse/Jockey Name	Yes To Excess
Final Rank	1
Fastest Section Time (Section)	0:10.94 (400m)
Top Speed [km/h] (Section)	67.8 (400m)
Race State	Finished



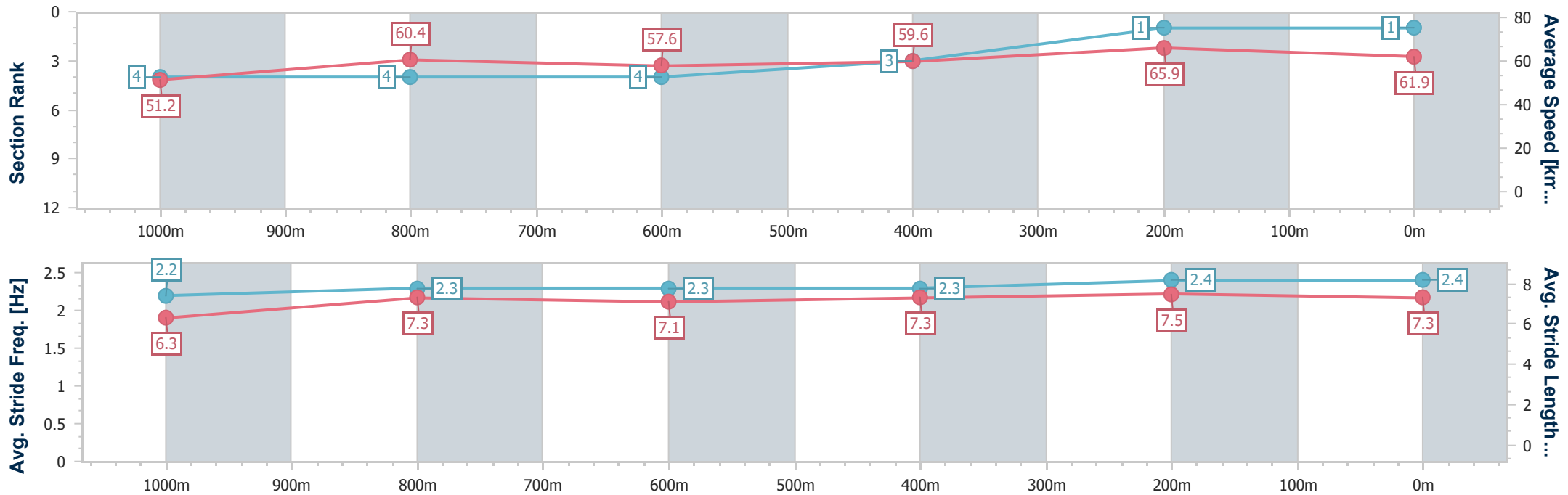
Sunshine Coast QLD Professional
Race 7: STANLEY RIVER THOROUGHBREDS Fillies and Mares
BENCHMARK 60 Handicap - 1200m



16 December 2022 - 20:38

Track Rating: GOOD (4), Weather: Fine - (night racing), Rail
Position: 8 METRES ENTIRE COURSE

Section	Overall	1000m	800m	600m	400m	200m
Section Times	1:13.43 [1] (0:14.06)	0:59.37 [4] (0:11.99)	0:47.38 [4] (0:12.63)	0:34.75 [4] (0:12.17)	0:22.58 [3] (0:10.94)	0:11.64 [1] (0:11.64)
Average Speed [km/h]	51.2	60.4	57.6	59.6	65.9	61.9
Top Speed [km/h]	62.8	61.9	58.8	64.0	67.8	65.0
Avg. Dist. to Rail [m]	2.3	1.9	1.8	1.3	2.9	2.5
Avg. Stride Freq. [Hz]	2.2	2.3	2.3	2.3	2.4	2.4
Avg. Stride Length [m]	6.3	7.3	7.1	7.3	7.5	7.3



- [] Ranking at each section and finish
- .-.- No data available at this section
- NA No data available



Horse/Jockey Name	Unlikelyoccurrence
Final Rank	2
Fastest Section Time (Section)	0:11.01 (400m)
Top Speed [km/h] (Section)	66.0 (200m)
Race State	Finished



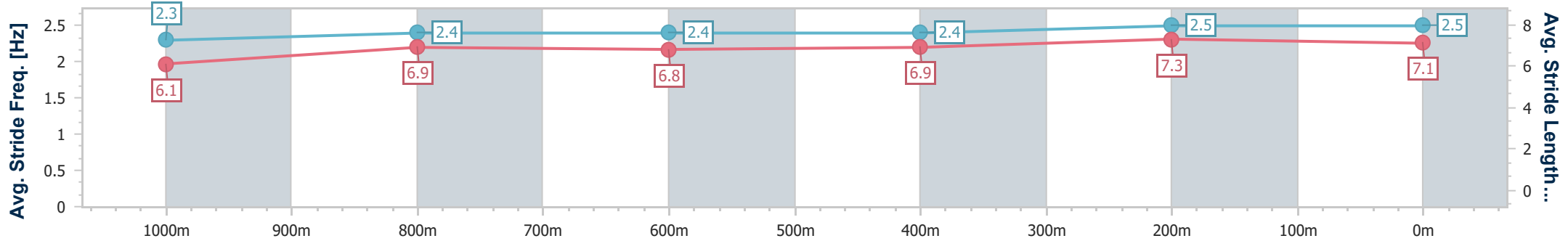
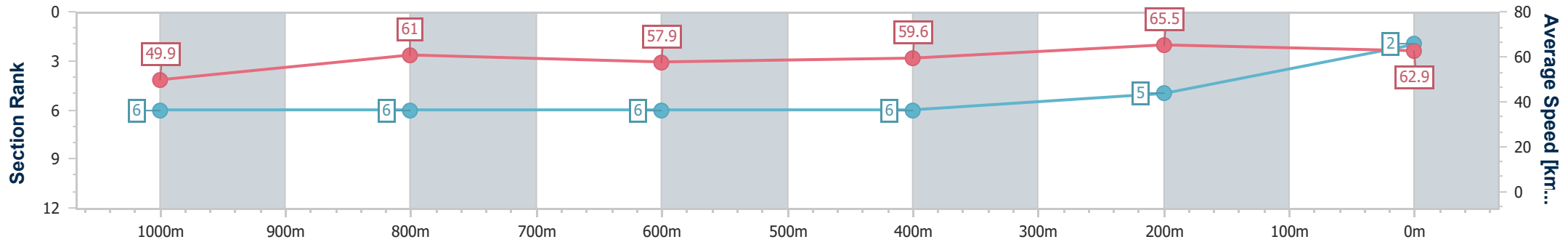
Sunshine Coast QLD Professional
 Race 7: STANLEY RIVER THOROUGHBREDS Fillies and Mares
 BENCHMARK 60 Handicap - 1200m



16 December 2022 - 20:38

Track Rating: GOOD (4), Weather: Fine - (night racing), Rail
 Position: 8 METRES ENTIRE COURSE

Section	Overall	1000m	800m	600m	400m	200m								
Section Times	1:13.51 [2] (0:14.44)	0:59.07 [6] (0:11.86)	0:47.21 [6] (0:12.56)	0:34.65 [6] (0:12.20)	0:22.45 [6] (0:11.01)	0:11.44 [5] (0:11.44)								
Average Speed [km/h]	49.9	61.0	57.9	59.6	65.5	62.9								
Top Speed [km/h]	64.3	63.8	60.0	63.8	66.0	66.0								
Avg. Dist. to Rail [m]	3.0	2.0	1.6	1.7	3.4	3.5								
Avg. Stride Freq. [Hz]	2.3	2.4	2.4	2.4	2.5	2.5								
Avg. Stride Length [m]	6.1	6.9	6.8	6.9	7.3	7.1								



- [] Ranking at each section and finish
- .-.- No data available at this section
- NA No data available



Horse/Jockey Name	Real Tidy
Final Rank	3
Fastest Section Time (Section)	0:11.35 (400m)
Top Speed [km/h] (Section)	64.8 (1000m)
Race State	Finished



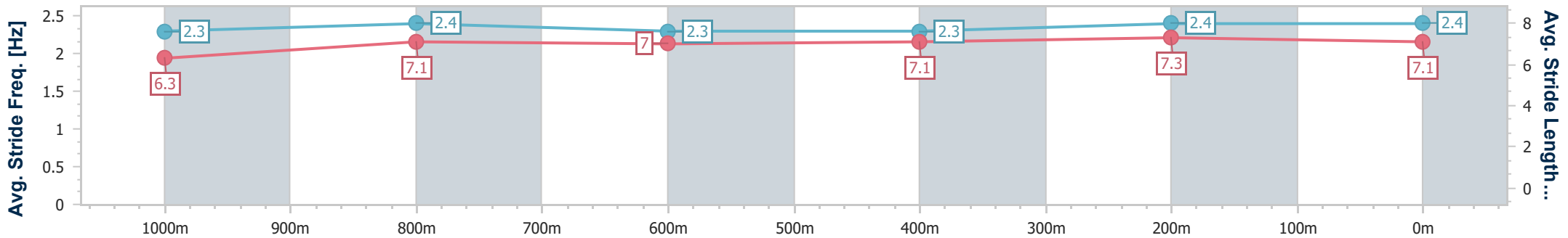
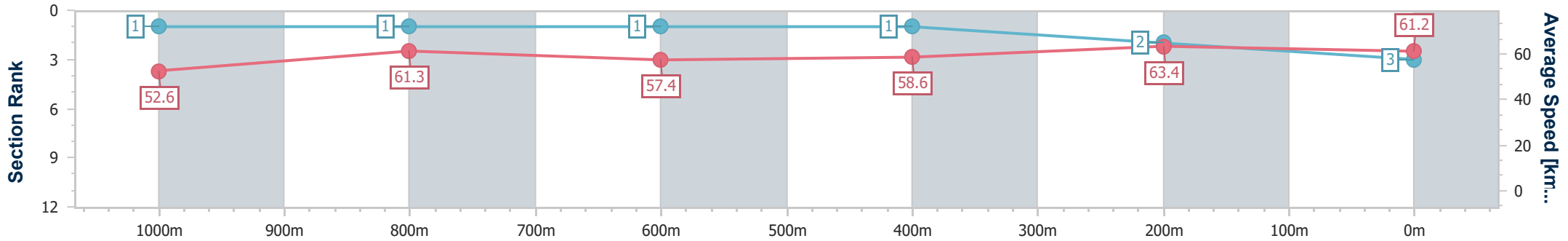
Sunshine Coast QLD Professional
Race 7: STANLEY RIVER THOROUGHBREDS Fillies and Mares
BENCHMARK 60 Handicap - 1200m



16 December 2022 - 20:38

Track Rating: GOOD (4), Weather: Fine - (night racing), Rail
Position: 8 METRES ENTIRE COURSE

Section	Overall	1000m	800m	600m	400m	200m								
Section Times	1:13.66 [3] (0:13.69)	0:59.97 [1] (0:11.76)	0:48.21 [1] (0:12.64)	0:35.57 [1] (0:12.48)	0:23.09 [1] (0:11.35)	0:11.74 [2] (0:11.74)								
Average Speed [km/h]	52.6	61.3	57.4	58.6	63.4	61.2								
Top Speed [km/h]	64.5	64.8	58.2	61.1	64.7	64.2								
Avg. Dist. to Rail [m]	5.4	1.1	1.2	2.6	3.0	2.2								
Avg. Stride Freq. [Hz]	2.3	2.4	2.3	2.3	2.4	2.4								
Avg. Stride Length [m]	6.3	7.1	7.0	7.1	7.3	7.1								



- [] Ranking at each section and finish
- .-.- No data available at this section
- NA No data available



Horse/Jockey Name	Northern Melody
Final Rank	4
Fastest Section Time (Section)	0:11.24 (400m)
Top Speed [km/h] (Section)	65.8 (400m)
Race State	Finished



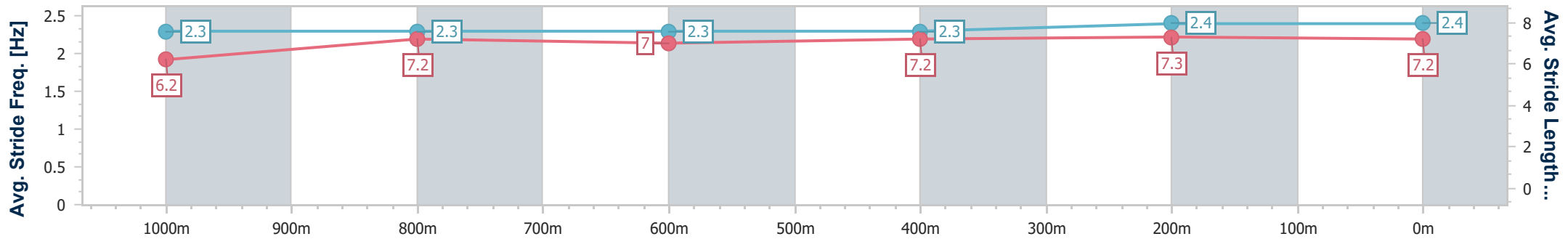
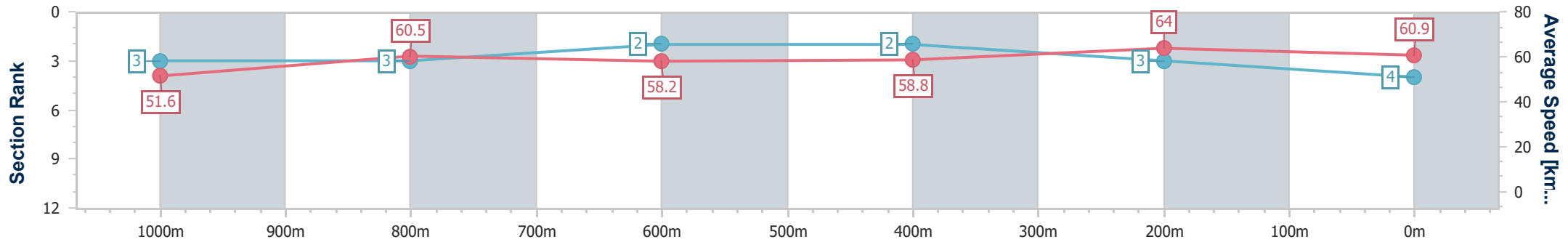
Sunshine Coast QLD Professional
 Race 7: STANLEY RIVER THOROUGHBREDS Fillies and Mares
 BENCHMARK 60 Handicap - 1200m



16 December 2022 - 20:38

Track Rating: GOOD (4), Weather: Fine - (night racing), Rail
 Position: 8 METRES ENTIRE COURSE

Section	Overall	1000m	800m	600m	400m	200m								
Section Times	1:13.83 [4] (0:13.97)	0:59.86 [3] (0:11.96)	0:47.90 [3] (0:12.53)	0:35.37 [2] (0:12.32)	0:23.05 [2] (0:11.24)	0:11.81 [3] (0:11.81)								
Average Speed [km/h]	51.6	60.5	58.2	58.8	64.0	60.9								
Top Speed [km/h]	63.1	62.0	60.1	62.4	65.8	64.2								
Avg. Dist. to Rail [m]	4.6	2.2	1.8	1.4	2.5	3.1								
Avg. Stride Freq. [Hz]	2.3	2.3	2.3	2.3	2.4	2.4								
Avg. Stride Length [m]	6.2	7.2	7.0	7.2	7.3	7.2								



- [] Ranking at each section and finish
- .-.- No data available at this section
- NA No data available



Horse/Jockey Name	Out Back Boom
Final Rank	5
Fastest Section Time (Section)	0:11.39 (400m)
Top Speed [km/h] (Section)	65.6 (Overall)
Race State	Finished



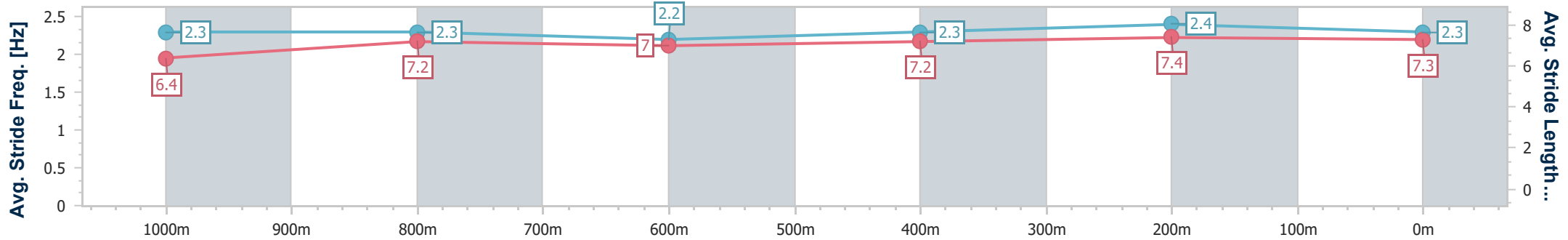
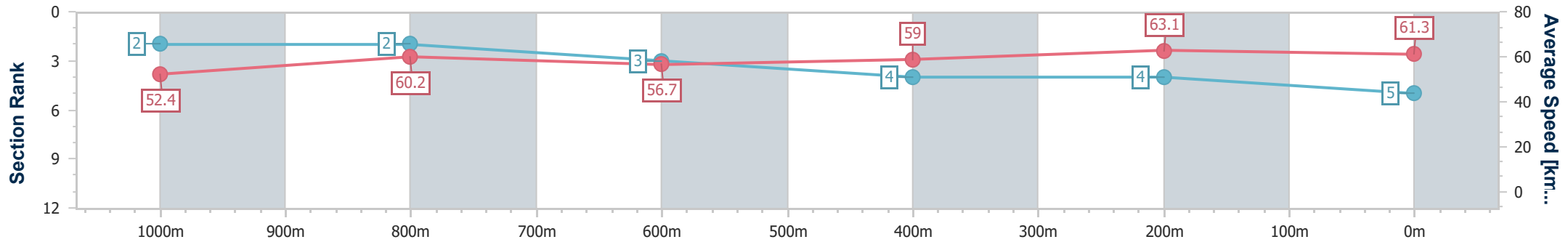
Sunshine Coast QLD Professional
Race 7: STANLEY RIVER THOROUGHBREDS Fillies and Mares
BENCHMARK 60 Handicap - 1200m



16 December 2022 - 20:38

Track Rating: GOOD (4), Weather: Fine - (night racing), Rail
Position: 8 METRES ENTIRE COURSE

Section	Overall	1000m	800m	600m	400m	200m								
Section Times	1:13.92 [5] (0:13.74)	1:00.18 [2] (0:12.03)	0:48.15 [2] (0:12.78)	0:35.37 [3] (0:12.22)	0:23.15 [4] (0:11.39)	0:11.76 [4] (0:11.76)								
Average Speed [km/h]	52.4	60.2	56.7	59.0	63.1	61.3								
Top Speed [km/h]	65.6	65.5	58.1	63.4	64.4	62.9								
Avg. Dist. to Rail [m]	3.1	1.8	1.1	0.2	1.5	1.2								
Avg. Stride Freq. [Hz]	2.3	2.3	2.2	2.3	2.4	2.3								
Avg. Stride Length [m]	6.4	7.2	7.0	7.2	7.4	7.3								



- [] Ranking at each section and finish
- .-.- No data available at this section
- NA No data available



Horse/Jockey Name	Atrevida
Final Rank	6
Fastest Section Time (Section)	0:11.43 (400m)
Top Speed [km/h] (Section)	63.8 (400m)
Race State	Finished



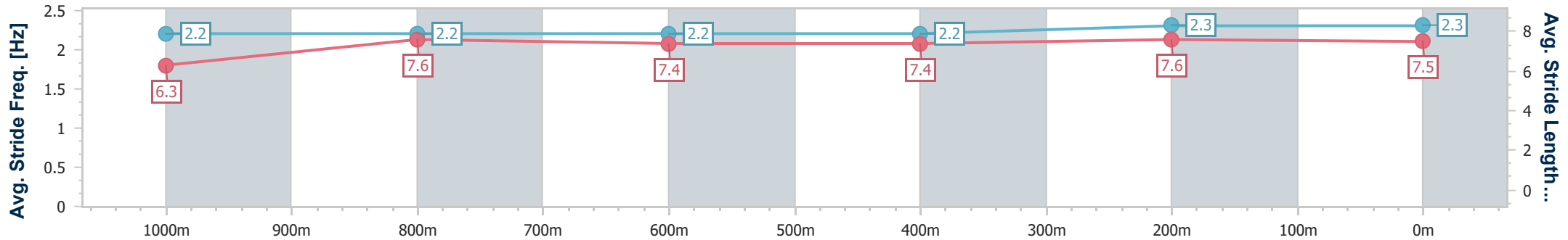
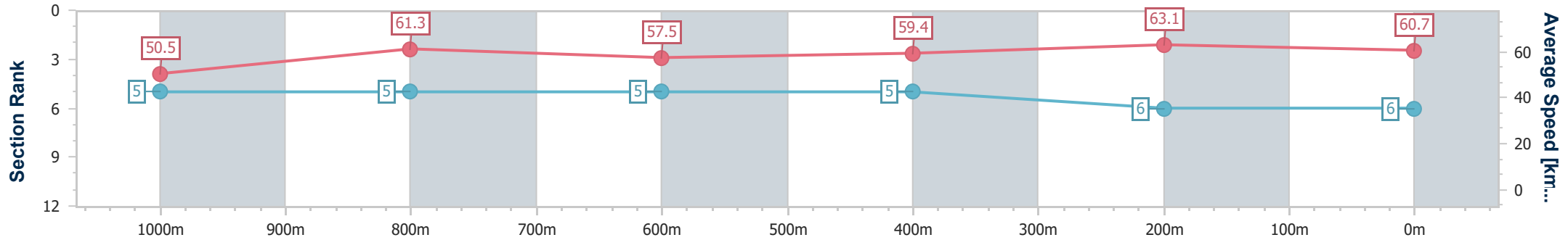
Sunshine Coast QLD Professional
 Race 7: STANLEY RIVER THOROUGHBREDS Fillies and Mares
 BENCHMARK 60 Handicap - 1200m



16 December 2022 - 20:38

Track Rating: GOOD (4), Weather: Fine - (night racing), Rail
 Position: 8 METRES ENTIRE COURSE

Section	Overall	1000m	800m	600m	400m	200m								
Section Times	1:14.37 [6] (0:14.26)	1:00.11 [5] (0:11.84)	0:48.27 [5] (0:12.70)	0:35.57 [5] (0:12.28)	0:23.29 [5] (0:11.43)	0:11.86 [6] (0:11.86)								
Average Speed [km/h]	50.5	61.3	57.5	59.4	63.1	60.7								
Top Speed [km/h]	63.7	63.7	59.2	62.0	63.8	62.4								
Avg. Dist. to Rail [m]	4.1	2.9	2.6	2.3	4.2	3.9								
Avg. Stride Freq. [Hz]	2.2	2.2	2.2	2.2	2.3	2.3								
Avg. Stride Length [m]	6.3	7.6	7.4	7.4	7.6	7.5								



- [] Ranking at each section and finish
- .-.- No data available at this section
- NA No data available