



Ipswich QLD Professional
Race 1: FOLLOW @IPSWICHTURFCLUB QTIS Two-Year-Old Class 1
Handicap - 800m
22 December 2022 - 13:12



Track Rating: Soft 5, Weather: Fine, Rail Position: +8m Entire

Section										Last 600m		
Field Times		Overall	600m	400m	200m							
		0:45.88 (0:13.38)	0:32.50 (0:10.34)	0:22.16 (0:10.83)	0:11.33 (0:11.33)						0:32.50	
Rank	TAB	Horse/Jockey	Barrier	Top Speed [km/h]	Fastest Section	Overall	600m	400m	200m	Margin	Last 600m	Distance Travelled [m]
1	7	SZABO Billie-Rose Andrew	5	70.1 600m	0:10.34 600m	0:45.88 [1] (0:13.38)	0:32.50 [1] (0:10.34)	0:22.16 [1] (0:10.83)	0:11.33 [1] (0:11.33)	0:45.88	0:32.50	
2	3	BLACK MINTO Nozi Tomizawa	2	69.3 600m	0:10.53 600m	0:46.59 [2] (0:13.50)	0:33.09 [2] (0:10.53)	0:22.56 [2] (0:11.07)	0:11.49 [2] (0:11.49)	4L	0:33.09	+0
3	2	STEEL GRIT James Orman	4	69.7 600m	0:10.82 600m	0:46.94 [3] (0:13.60)	0:33.34 [4] (0:10.82)	0:22.52 [3] (0:11.03)	0:11.49 [3] (0:11.49)	6L	0:33.34	+3
4	1	HE'S FOR THE GIRLS Ben Thompson	3	69.2 600m	0:10.85 600m	0:47.06 [4] (0:13.81)	0:33.25 [6] (0:10.85)	0:22.40 [6] (0:10.98)	0:11.42 [5] (0:11.42)	6.5L	0:33.25	+0
5	5	JACKIEDOWNTHELINE Corey Bayliss	1	70.1 600m	0:10.76 600m	0:47.29 [5] (0:13.74)	0:33.55 [5] (0:10.76)	0:22.79 [5] (0:11.10)	0:11.69 [4] (0:11.69)	7.8L	0:33.55	+0
6	4	EXCLUSIVE DROP Jake Molloy	7	67.7 600m	0:10.91 600m	0:47.89 [6] (0:13.56)	0:34.33 [3] (0:10.91)	0:23.42 [4] (0:11.25)	0:12.17 [6] (0:12.17)	11.3L	0:34.33	+3

Scratched: Pot Pot Boom (#6)

[] Ranking at each section and finish
 -:-:- No data available at this section
 NA No data available

SCN Saddle cloth number
 DNF Did not finish
 DNT Did not track



Horse/Jockey Name	Szabo
Final Rank	1
Fastest Section Time (Section)	0:10.34 (600m)
Top Speed [km/h] (Section)	70.1 (600m)
Race State	Finished



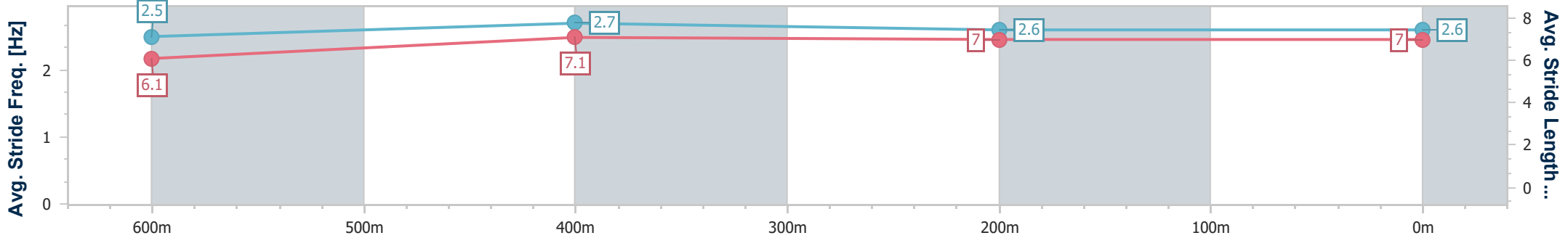
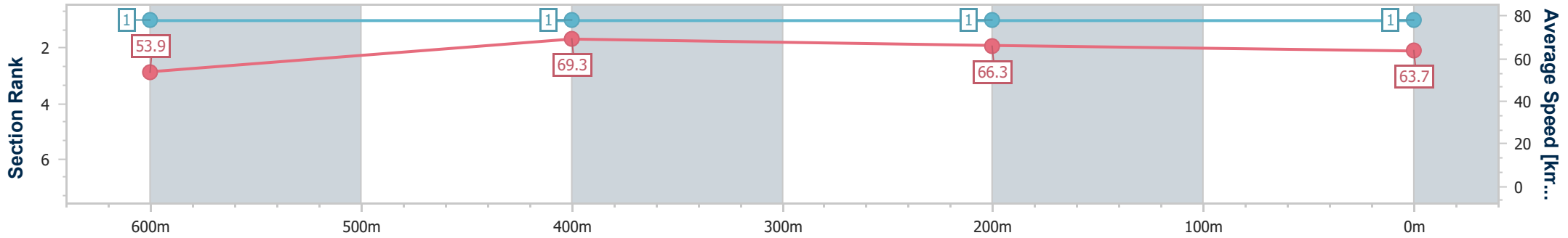
Ipswich QLD Professional
 Race 1: FOLLOW @IPSWICHTURFCLUB QTIS Two-Year-Old
 Class 1 Handicap - 800m



22 December 2022 - 13:12

Track Rating: Soft 5, Weather: Fine, Rail Position: +8m Entire

Section	Overall	600m	400m	200m
Section Times	0:45.88 [1] (0:13.38)	0:32.50 [1] (0:10.34)	0:22.16 [1] (0:10.83)	0:11.33 [1] (0:11.33)
Average Speed [km/h]	53.9	69.3	66.3	63.7
Top Speed [km/h]	69.4	70.1	67.6	66.5
Avg. Dist. to Rail [m]	4.0	1.5	1.6	5.9
Avg. Stride Freq. [Hz]	2.5	2.7	2.6	2.6
Avg. Stride Length [m]	6.1	7.1	7.0	7.0



- [] Ranking at each section and finish
- .-.- No data available at this section
- NA No data available



Horse/Jockey Name	Black Minto
Final Rank	2
Fastest Section Time (Section)	0:10.53 (600m)
Top Speed [km/h] (Section)	69.3 (600m)
Race State	Finished



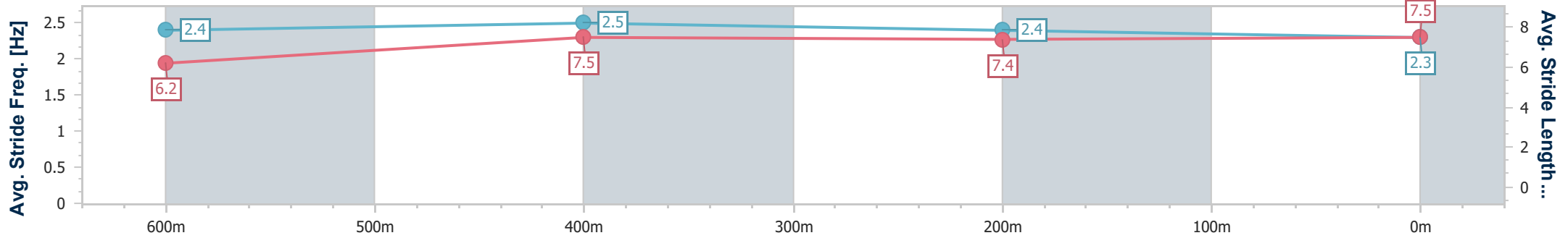
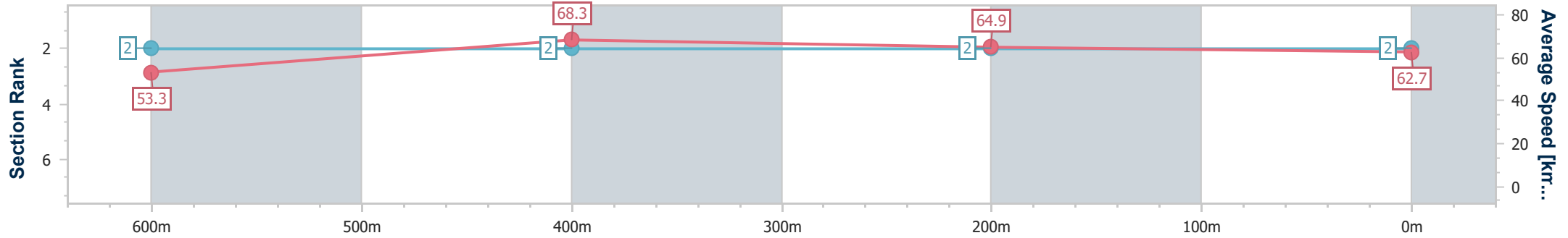
Ipswich QLD Professional
 Race 1: FOLLOW @IPSWICHTURFCLUB QTIS Two-Year-Old
 Class 1 Handicap - 800m



22 December 2022 - 13:12

Track Rating: Soft 5, Weather: Fine, Rail Position: +8m Entire

Section	Overall	600m	400m	200m
Section Times	0:46.59 [2] (0:13.50)	0:33.09 [2] (0:10.53)	0:22.56 [2] (0:11.07)	0:11.49 [2] (0:11.49)
Average Speed [km/h]	53.3	68.3	64.9	62.7
Top Speed [km/h]	68.8	69.3	66.3	64.4
Avg. Dist. to Rail [m]	2.1	1.0	0.7	0.6
Avg. Stride Freq. [Hz]	2.4	2.5	2.4	2.3
Avg. Stride Length [m]	6.2	7.5	7.4	7.5



- [] Ranking at each section and finish
- .-.- No data available at this section
- NA No data available



Horse/Jockey Name	Steel Grit
Final Rank	3
Fastest Section Time (Section)	0:10.82 (600m)
Top Speed [km/h] (Section)	69.7 (600m)
Race State	Finished



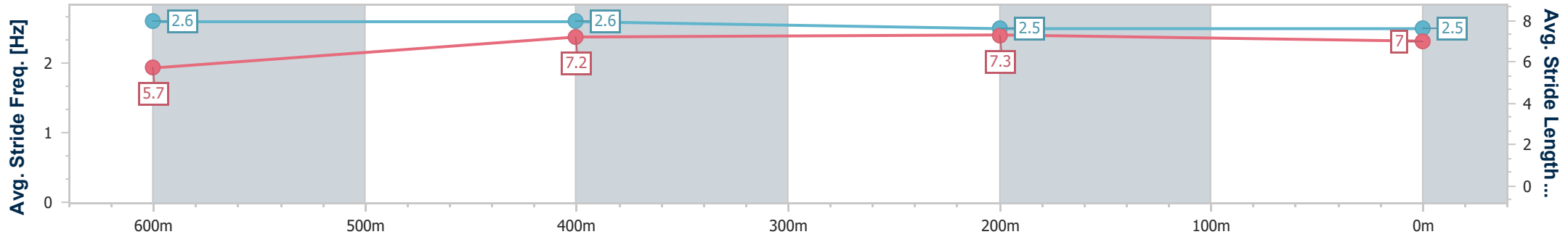
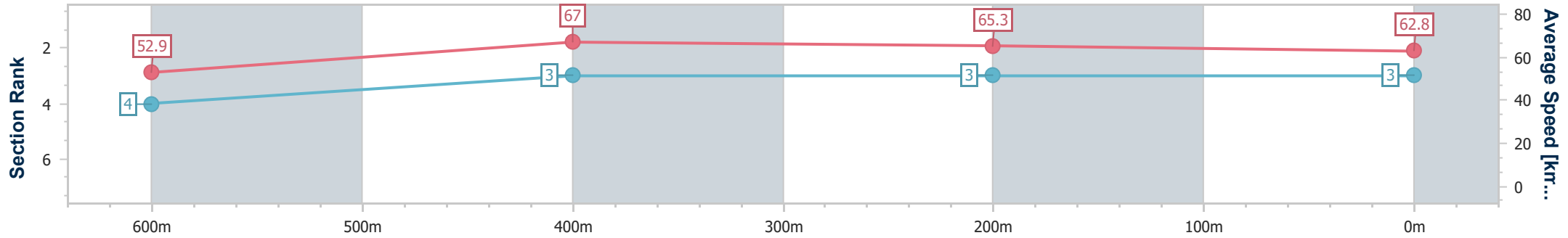
Ipswich QLD Professional
 Race 1: FOLLOW @IPSWICHTURFCLUB QTIS Two-Year-Old
 Class 1 Handicap - 800m



22 December 2022 - 13:12

Track Rating: Soft 5, Weather: Fine, Rail Position: +8m Entire

Section	Overall	600m	400m	200m
Section Times	0:46.94 [3] (0:13.60)	0:33.34 [4] (0:10.82)	0:22.52 [3] (0:11.03)	0:11.49 [3] (0:11.49)
Average Speed [km/h]	52.9	67.0	65.3	62.8
Top Speed [km/h]	68.8	69.7	66.4	65.0
Avg. Dist. to Rail [m]	3.6	2.2	1.3	3.3
Avg. Stride Freq. [Hz]	2.6	2.6	2.5	2.5
Avg. Stride Length [m]	5.7	7.2	7.3	7.0



- [] Ranking at each section and finish
- .-.- No data available at this section
- NA No data available



Horse/Jockey Name	He's For The Girls
Final Rank	4
Fastest Section Time (Section)	0:10.85 (600m)
Top Speed [km/h] (Section)	69.2 (600m)
Race State	Finished



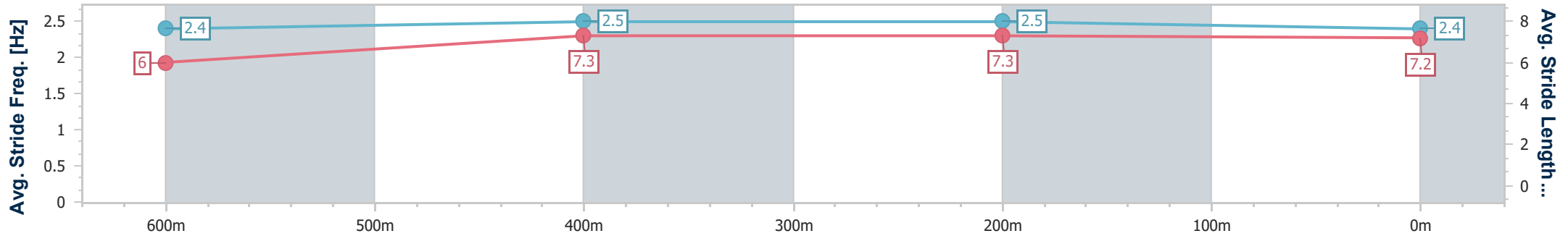
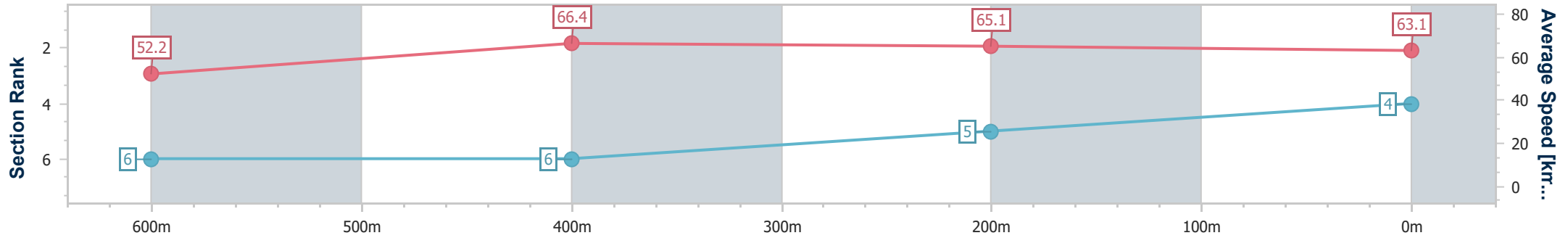
Ipswich QLD Professional
 Race 1: FOLLOW @IPSWICHTURFCLUB QTIS Two-Year-Old
 Class 1 Handicap - 800m



22 December 2022 - 13:12

Track Rating: Soft 5, Weather: Fine, Rail Position: +8m Entire

Section	Overall	600m	400m	200m
Section Times	0:47.06 [4] (0:13.81)	0:33.25 [6] (0:10.85)	0:22.40 [6] (0:10.98)	0:11.42 [5] (0:11.42)
Average Speed [km/h]	52.2	66.4	65.1	63.1
Top Speed [km/h]	68.9	69.2	66.3	64.5
Avg. Dist. to Rail [m]	2.2	1.0	2.0	1.1
Avg. Stride Freq. [Hz]	2.4	2.5	2.5	2.4
Avg. Stride Length [m]	6.0	7.3	7.3	7.2



- [] Ranking at each section and finish
- .-.- No data available at this section
- NA No data available



Horse/Jockey Name	Jackiedowntheline
Final Rank	5
Fastest Section Time (Section)	0:10.76 (600m)
Top Speed [km/h] (Section)	70.1 (600m)
Race State	Finished



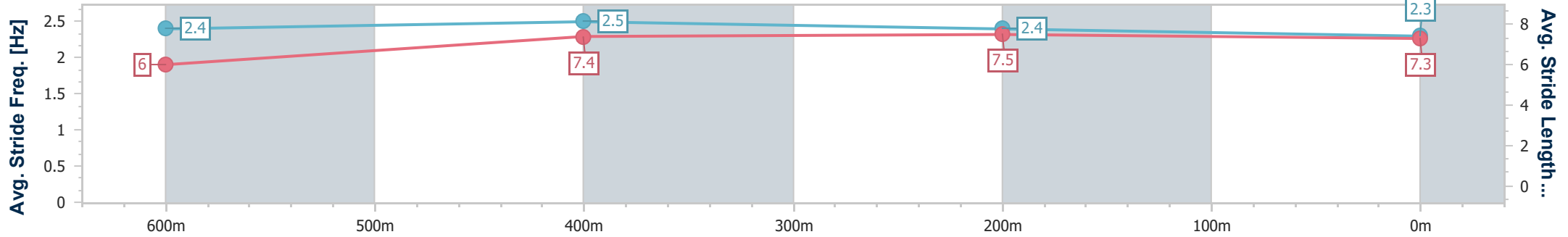
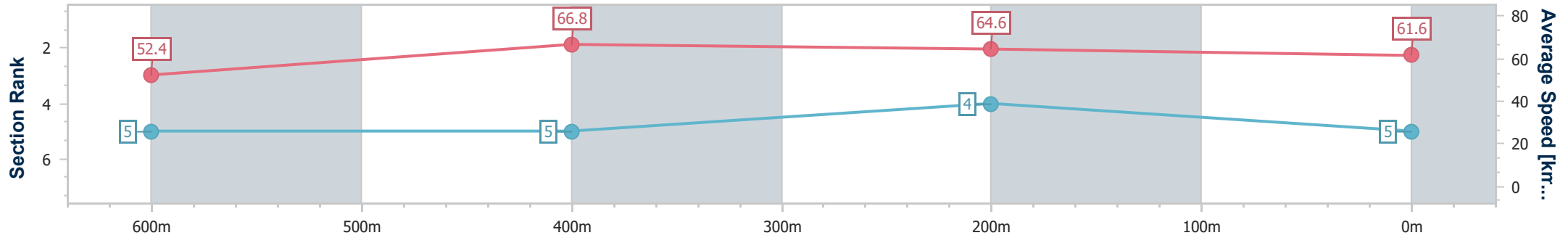
Ipswich QLD Professional
 Race 1: FOLLOW @IPSWICHTURFCLUB QTIS Two-Year-Old
 Class 1 Handicap - 800m



22 December 2022 - 13:12

Track Rating: Soft 5, Weather: Fine, Rail Position: +8m Entire

Section	Overall	600m	400m	200m
Section Times	0:47.29 [5] (0:13.74)	0:33.55 [5] (0:10.76)	0:22.79 [5] (0:11.10)	0:11.69 [4] (0:11.69)
Average Speed [km/h]	52.4	66.8	64.6	61.6
Top Speed [km/h]	69.3	70.1	66.2	64.6
Avg. Dist. to Rail [m]	0.6	0.6	1.5	1.0
Avg. Stride Freq. [Hz]	2.4	2.5	2.4	2.3
Avg. Stride Length [m]	6.0	7.4	7.5	7.3



- [] Ranking at each section and finish
- .-.- No data available at this section
- NA No data available



Horse/Jockey Name	Exclusive Drop
Final Rank	6
Fastest Section Time (Section)	0:10.91 (600m)
Top Speed [km/h] (Section)	67.7 (600m)
Race State	Finished



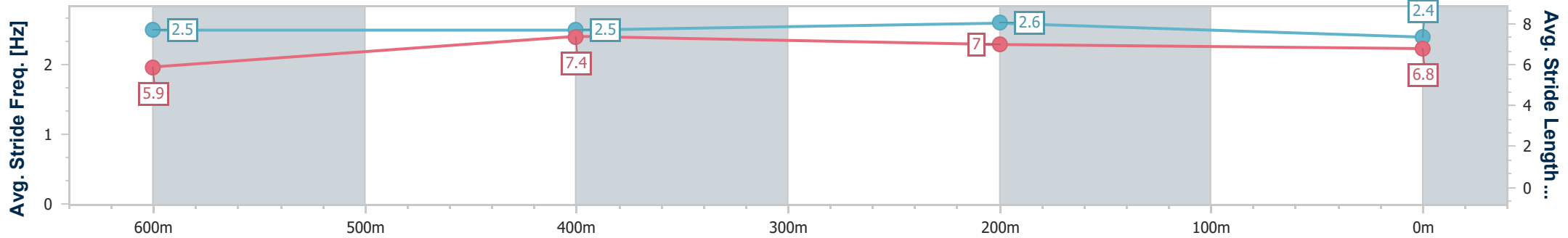
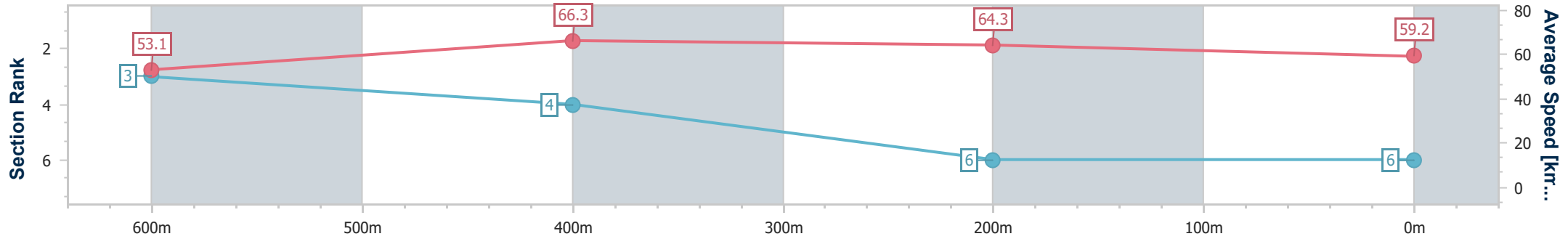
Ipswich QLD Professional
 Race 1: FOLLOW @IPSWICHTURFCLUB QTIS Two-Year-Old
 Class 1 Handicap - 800m



22 December 2022 - 13:12

Track Rating: Soft 5, Weather: Fine, Rail Position: +8m Entire

Section	Overall	600m	400m	200m
Section Times	0:47.89 [6] (0:13.56)	0:34.33 [3] (0:10.91)	0:23.42 [4] (0:11.25)	0:12.17 [6] (0:12.17)
Average Speed [km/h]	53.1	66.3	64.3	59.2
Top Speed [km/h]	67.1	67.7	65.9	61.5
Avg. Dist. to Rail [m]	4.7	2.2	1.0	2.4
Avg. Stride Freq. [Hz]	2.5	2.5	2.6	2.4
Avg. Stride Length [m]	5.9	7.4	7.0	6.8



- [] Ranking at each section and finish
- .-.- No data available at this section
- NA No data available